

RELEASE 168-2/2022

Release date: 31 January 2023

Arrivals and overnight stays in collective accommodation

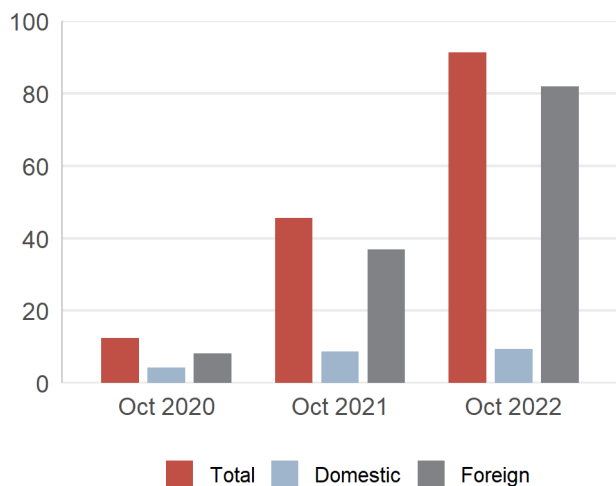
October 2022

In Montenegro in October 2022, in collective accommodation¹ (hotels, vacation facilities, boarding houses, motels, tourist resorts, hostels etc.), tourists realised 91 263 arrivals and 268 002 overnight stays.

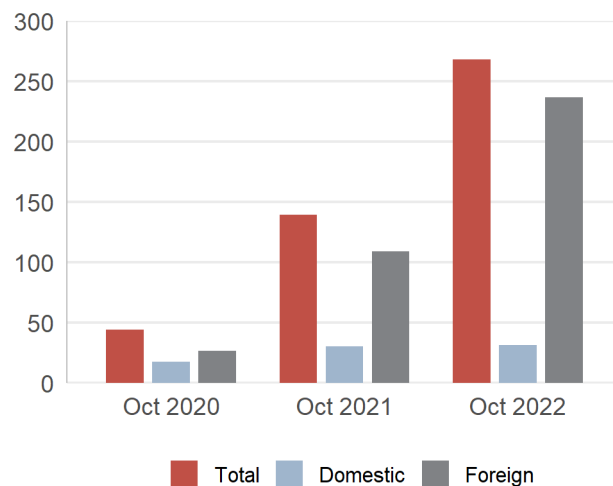
Overnight stays of foreign tourists represent 88.2% while the domestic tourists represent 11.8% of all overnight stays in collective accommodation.

Concerning the structure of overnight stays by types of resorts in October 2022 the most of them were recorded in seaside resorts (83.3%), capital (11.7%), mountain resorts (2.7%) and other resorts (2.4%).

Graph 1. Tourists arrivals, in thous.



Graph 2. Tourists overnights, in thous.



¹ Collective accommodation establishments include hotels, camping sites, tourist resorts, vacation facilities, boarding houses, motels, etc. Collective accommodation establishments do not include individual, so-called "private accommodation" (rented accommodation in houses, rooms and apartments).

Note: The data of the individual, so-called "private accommodation" (rented accommodation in houses, rooms and apartments) will be processed and published annually since 2018, according to the Annual Plan of Official Statistics.

Table 1. Tourists arrivals and overnight stays in collective accommodation by municipalities², October 2022

	Arrivals				Overnight stays			
	foreign	domestic	total	structure	foreign	domestic	total	structure
	(1)	(2)	(3)=(1)+(2)	(3) u %	(1)	(2)	(3)=(1)+(2)	(3) u %
Total	81 884	9 379	91 263	100.0	236 469	31 533	268 002	100.0
Andrijevica	-	-	-	-	-	-	-	-
Bar	2 158	776	2 934	3.2	6 008	1 401	7 409	2.8
Berane	352	283	635	0.7	521	351	872	0.3
Bijelo Polje	212	89	301	0.3	520	440	960	0.4
Budva	34 810	3 051	37 861	41.5	110 823	5 980	116 803	43.6
Cetinje	227	85	312	0.3	578	319	897	0.3
Danilovgrad	188	88	276	0.3	279	153	432	0.2
Gusinje	-	-	-	-	-	-	-	-
Herceg Novi	13 851	1 247	15 098	16.5	47 265	15 242	62 507	23.3
Kolasin	2 221	558	2 779	3.0	3 962	1 243	5 205	1.9
Kotor	4 655	131	4 786	5.2	10 101	322	10 423	3.9
Mojkovac	250	48	298	0.3	455	97	552	0.2
Niksic	587	169	756	0.8	921	605	1 526	0.6
Petnjica	-	-	-	-	-	-	-	-
Plav	-	-	-	-	-	-	-	-
Pljevlja	117	218	335	0.4	283	257	540	0.2
Pluzine	-	-	-	-	-	-	-	-
Podgorica	13 134	1 257	14 391	15.8	28 794	2 497	31 291	11.7
Rozaje	10	4	14	0.0	59	10	69	0.0
Savnik	-	-	-	-	-	-	-	-
Tivat	5 494	278	5 772	6.3	13 461	554	14 015	5.2
Tuzi	-	-	-	-	-	-	-	-
Ulcinj	2 003	943	2 946	3.2	10 204	1 772	11 976	4.5
Zabljak	882	126	1 008	1.1	1 419	254	1 673	0.6

Table 2. Tourists arrivals and overnight stays in collective accommodation by type of place³, October 2022

	Arrivals				Overnight stays			
	foreign	domestic	total	structure	foreign	domestic	total	structure
	(1)	(2)	(3)=(1)+(2)	(3) u %	(1)	(2)	(3)=(1)+(2)	(3) u %
Total	81 884	9 379	91 263	100.0	236 469	31 533	268 002	100.0
Capital	13 134	1 257	14 391	15.8	28 794	2 497	31 291	11.7
Seaside resorts	62 971	6 426	69 397	76.0	197 862	25 271	223 133	83.3
Mountain resorts	3 230	710	3 940	4.3	5 640	1 537	7 177	2.7
Other resorts	2 549	986	3 535	3.9	4 173	2 228	6 401	2.4

² Due to the small number of reporting units, data for the municipalities of Andrijevica, Gusinje, Petnjica, Plav, Pluzine, Savnik and Tuzi were not presented due to the indirect recognition of reporting units. Data confidentiality is defined in Article 54 of the Law on Official Statistics and the Official Statistical System ("Official Gazette of Montenegro", No. 018/12 of 30.03.2012, 047/19 of 12.08.2019). The data for these municipalities shall not be published until the obtaining written approvals of the reporting units as defined in Article 61 of the Law.

³ **Capital city:** Podgorica.

Seaside resorts: Bar, Budva, Kotor, Tivat, Ulcinj i Herceg Novi.

Mountain resorts: Andrijevica, Gusinje, Kolasin, Plav, Pluzine, Rozaje, Savnik i Zabljak.

Other resorts: Berane, Bijelo Polje, Cetinje, Mojkovac, Nikšić, Petnjica, Pljevlja, Danilovgrad i Tuzi.

Table 3. Arrivals and overnight stays of foreign tourists by country of residence in collective accommodation, October 2022

Country	Arrivals	Structure, in %	Overnight stays	Structure, in %
Foreign tourists	81 884	100.0	236 469	100.0
Europe	67 518	82.5	197 585	83.6
Albania	3 488	4.3	5 574	2.4
Austria	1 438	1.8	3 862	1.6
Belgium	408	0.5	941	0.4
Belarus	99	0.1	280	0.1
Bosnia and Herzegovina	1 694	2.1	4 056	1.7
Bulgaria	344	0.4	700	0.3
Czech Republic	301	0.4	717	0.3
Denmark	229	0.3	1 150	0.5
Estonia	75	0.1	227	0.1
Finland	600	0.7	2 596	1.1
France	4 136	5.1	16 165	6.8
Greece	1 207	1.5	2 339	1.0
Netherlands	1 033	1.3	2 740	1.2
Croatia	2 864	3.5	6 260	2.6
Ireland	1 395	1.7	4 630	2.0
Iceland	7	0.0	16	0.0
Italy	1 053	1.3	2 764	1.2
Cyprus	34	0.0	92	0.0
Kosovo	1 814	2.2	4 196	1.8
Latvia	99	0.1	343	0.1
Lithuania	460	0.6	2 455	1.0
Luxembourg	30	0.0	53	0.0
Hungary	710	0.9	1 581	0.7
Malta	102	0.1	249	0.1
North Macedonia	1 243	1.5	2 219	0.9
Norway	299	0.4	1 156	0.5
Germany	15 934	19.5	47 966	20.3
Poland	2 566	3.1	9 030	3.8
Portugal	179	0.2	346	0.1
Romania	599	0.7	1 279	0.5
Russian Federation	2 643	3.2	7 914	3.3
Slovakia	153	0.2	470	0.2
Slovenia	961	1.2	2 198	0.9
Serbia	5 662	6.9	13 548	5.7
Spain	700	0.9	1 612	0.7
Switzerland (including Liechtenstein)	702	0.9	1 696	0.7
Sweden	316	0.4	739	0.3
Turkey	3 000	3.7	6 497	2.7
Ukraine	781	1.0	2 790	1.2
United Kingdom	8 013	9.8	33 720	14.3
Other European countries	147	0.2	419	0.2
Non-European countries	14 366	17.5	38 884	16.4
South Africa	91	0.1	206	0.1
Other African countries	167	0.2	548	0.2
Canada	475	0.6	922	0.4
USA	2 493	3.0	5 714	2.4
Other Northern American countries	105	0.1	233	0.1
Argentina	44	0.1	95	0.0
Brasil	92	0.1	190	0.1
Chile	27	0.0	47	0.0
Other Central or South American countries	232	0.3	643	0.3
China (including Hong Kong)	471	0.6	1 604	0.7
Japan	58	0.1	231	0.1
Republic of Korea	129	0.2	198	0.1
Israel	7 112	8.7	22 815	9.6
India	321	0.4	574	0.2
Azerbaijan	70	0.1	254	0.1
United Arab Emirates	67	0.1	137	0.1
Other Asian countries	1 491	1.8	2 618	1.1
Australia	368	0.4	789	0.3
New Zealand	66	0.1	128	0.1
Oceania and other territories	487	0.6	938	0.4

METHODOLOGICAL NOTES

Data on tourist traffic in collective accommodation (number of arrivals and overnight stays) have been collected by regular Monthly report on tourists arrivals and overnight stays in the collective accommodation establishments (form TU-11). Reports are made according to guest books which are led by reception of collective accommodation establishments (all types of hotels, vacation facilities, boarding houses, motels, tourist resorts, hostels, etc.). Collective accommodation establishments do not include individual, so-called "private accommodation" (rented accommodation in houses, rooms and apartments).

Tourist is a person who spends at least one night in an accommodation facility or some other object for accommodation of tourist, in a place other than his/her place of permanent residence for the reasons of rest or recreation, health, studies, sports, religion, family, business, public missions or meetings. Tourists do not include migrants, border workers, diplomats, member of military forces in the regular duty, refugees, etc. Tourists are not persons who stays longer than 12 consecutive months in place visited, persons engaged in some activity funded from the place of the visit, persons who regularly, daily and weekly travel to the place for work or study, migrants, border workers, diplomatic and consular representatives, refugees, displaced persons, persons in transit who do not formally enter the country, permanent residents who travel to another place with the intention to reside there permanently, people who are temporarily working in Montenegro and receive a salary for their work.

Domestic tourist is a person with permanent residence in Montenegro who temporarily resides in any place of Montenegro, and spends at least one night in accommodation facility.

Foreign tourist is a person with permanent residence outside Montenegro, who temporarily resides in any place in Montenegro, and spends at least one night in an accommodation facility.



The last published data are considered preliminary, and becomes final within the defined deadline, as forseen by the Statistical Release Calendar.

When using data please name the source:
„Data source: Statistical Office of Montenegro“

More information, as well as detailed methodological explanations can be found in the section: [Tourism](#)

Prepared by: Ivana CIMBALJEVIĆ i Željko ŽIVKOVIĆ

Department: Business Statistics, Foreign Affiliates Statistics and Structural **Business** Statistics Department
contact@monstat.org

Contact for media:
mediji@monstat.org 
@monstat_me 

MONSTAT – Statistical Office of Montenegro 