

RELEASE 105-2/2022

Date of publishing: 29 September 2022

Arrivals and overnight stays in collective accommodation

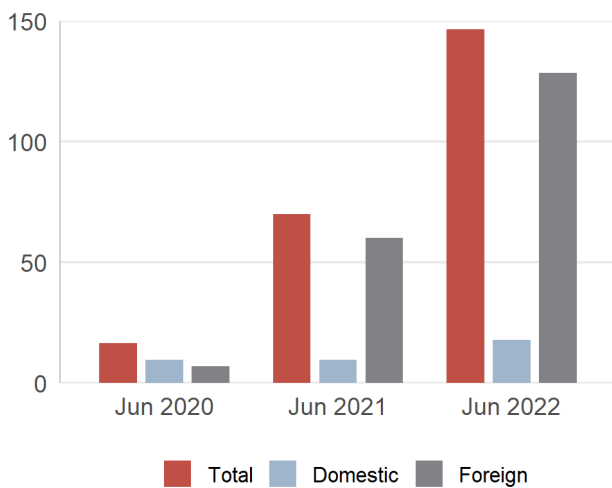
June 2022

In Montenegro in June 2022, in collective accommodation¹ (hotels, vacation facilities, boarding houses, motels, tourist resorts, hostels etc.), tourists realised 146 457 arrivals and 549 865 overnight stays.

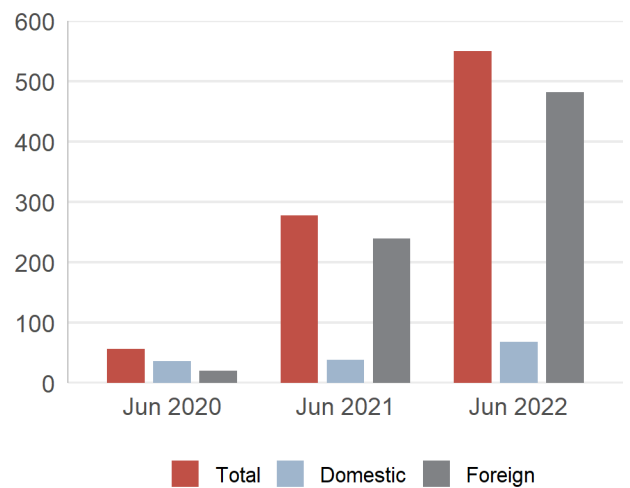
Overnight stays of foreign tourists represent 87.5% while the domestic tourists represent 12.5% of all overnight stays in collective accommodation.

Concerning the structure of overnight stays by types of resorts in June 2022 the most of them were recorded in seaside resorts (90.0%), capital (6.3%), mountain resorts (2.3%) and other resorts (1.5%).

Graph 1. Tourists arrivals, in thous.



Graph 2. Tourists overnights, in thous.



¹ Collective accommodation establishments include hotels, camping sites, tourist resorts, vacation facilities, boarding houses, motels, etc. Collective accommodation establishments do not include individual, so-called "private accommodation" (rented accommodation in houses, rooms and apartments).

Note: The data of the individual, so-called "private accommodation" (rented accommodation in houses, rooms and apartments) will be processed and published annually since 2018, according to the Annual Plan of Official Statistics.

Table 1. Tourists arrivals and overnight stays in collective accommodation by municipalities², June 2022

	Arrivals				Overnight stays			
	foreign	domestic	total	structure	foreign	domestic	total	structure
	(1)	(2)	(3)=(1)+(2)	(3) u %	(1)	(2)	(3)=(1)+(2)	(3) u %
Total	128 418	18 039	146 457	100.0	481 368	68 497	549 865	100.0
Andrijevisa	-	-	-	-	-	-	-	-
Bar	11 240	2 322	13 562	9.3	53 202	7 904	61 106	11.1
Berane	426	126	552	0.4	557	182	739	0.1
Bijelo Polje	331	202	533	0.4	569	402	971	0.2
Budva	49 436	6 847	56 283	38.4	212 046	22 065	234 111	42.6
Cetinje	502	314	816	0.6	714	1 224	1 938	0.4
Danilovgrad	215	10	225	0.2	342	12	354	0.1
Gusinje	-	-	-	-	-	-	-	-
Herceg Novi	16 390	2 163	18 553	12.7	76 160	19 786	95 946	17.4
Kolasin	2 410	457	2 867	2.0	4 338	1 014	5 352	1.0
Kotor	9 804	390	10 194	7.0	27 384	775	28 159	5.1
Mojkovac	141	15	156	0.1	178	30	208	0.0
Niksic	932	459	1 391	0.9	1 544	1 374	2 918	0.5
Petnjica	-	-	-	-	-	-	-	-
Plav	-	-	-	-	-	-	-	-
Pljevlja	113	172	285	0.2	276	294	570	0.1
Pluzine	-	-	-	-	-	-	-	-
Podgorica	15 879	1 565	17 444	11.9	30 271	4 190	34 461	6.3
Rozaje	24	12	36	0.0	132	31	163	0.0
Savnik	-	-	-	-	-	-	-	-
Tivat	6 759	619	7 378	5.0	20 412	1 391	21 803	4.0
Tuzi	-	-	-	-	-	-	-	-
Ulcinj	10 098	1 754	11 852	8.1	47 264	6 293	53 557	9.7
Zabljak	2 856	572	3 428	2.3	4 883	1 462	6 345	1.2

Table 2. Tourists arrivals and overnight stays in collective accommodation by type of place³, June 2022

	Arrivals				Overnight stays			
	foreign	domestic	total	structure	foreign	domestic	total	structure
	(1)	(2)	(3)=(1)+(2)	(3) u %	(1)	(2)	(3)=(1)+(2)	(3) u %
Total	128 418	18 039	146 457	100.0	481 368	68 497	549 865	100.0
Capital	15 879	1 565	17 444	11.9	30 271	4 190	34 461	6.3
Seaside resorts	103 727	14 095	117 822	80.4	436 468	58 214	494 682	90.0
Mountain resorts	5 604	1 081	6 685	4.6	9 899	2 575	12 474	2.3
Other resorts	3 208	1 298	4 506	3.1	4 730	3 518	8 248	1.5

² Due to the small number of reporting units, data for the municipalities of Andrijevisa, Gusinje, Petnjica, Plav, Pluzine, Savnik and Tuzi were not presented due to the indirect recognition of reporting units. Data confidentiality is defined in Article 54 of the Law on Official Statistics and the Official Statistical System ("Official Gazette of Montenegro", No. 018/12 of 30.03.2012, 047/19 of 12.08.2019). The data for these municipalities shall not be published until the obtaining written approvals of the reporting units as defined in Article 61 of the Law.

³ **Capital city:** Podgorica.

Seaside resorts: Bar, Budva, Kotor, Tivat, Ulcinj i Herceg Novi.

Mountain resorts: Andrijevisa, Gusinje, Kolasin, Plav, Pluzine, Rozaje, Savnik i Zabljak.

Other resorts: Berane, Bijelo Polje, Cetinje, Mojkovac, Nikšić, Petnjica, Pljevlja, Danilovgrad i Tuzi.

Table 3. Arrivals and overnight stays of foreign tourists by country of residence in collective accommodation, June 2022

Country	Arrivals	Structure, in %	Overnight stays	Structure, in %
Foreign tourists	128 418	100.0	481 368	100.0
Europe	108 918	84.8	429 378	89.2
Albania	3 222	2.5	6 800	1.4
Austria	2 083	1.6	5 820	1.2
Belgium	1 893	1.5	5 960	1.2
Belarus	219	0.2	926	0.2
Bosnia and Herzegovina	9 469	7.4	42 489	8.8
Bulgaria	437	0.3	1 029	0.2
Czech Republic	1 020	0.8	3 765	0.8
Denmark	315	0.2	835	0.2
Estonia	1 156	0.9	6 504	1.4
Finland	706	0.5	2 682	0.6
France	6 825	5.3	29 385	6.1
Greece	708	0.6	1 753	0.4
Netherlands	1 575	1.2	3 875	0.8
Croatia	2 830	2.2	7 013	1.5
Ireland	640	0.5	2 309	0.5
Iceland	108	0.1	328	0.1
Italy	1 820	1.4	3 907	0.8
Cyprus	109	0.1	353	0.1
Kosovo	5 700	4.4	20 377	4.2
Latvia	553	0.4	3 262	0.7
Lithuania	1 293	1.0	6 534	1.4
Luxembourg	281	0.2	649	0.1
Hungary	2 095	1.6	7 585	1.6
Malta	71	0.1	155	0.0
North Macedonia	1 555	1.2	4 690	1.0
Norway	818	0.6	6 046	1.3
Germany	8 760	6.8	34 654	7.2
Poland	4 773	3.7	22 735	4.7
Portugal	493	0.4	1 467	0.3
Romania	1 253	1.0	3 992	0.8
Russian Federation	3 110	2.4	10 393	2.2
Slovakia	470	0.4	1 380	0.3
Slovenia	2 043	1.6	6 807	1.4
Serbia	24 634	19.2	116 142	24.1
Spain	1 146	0.9	2 128	0.4
Switzerland (including Liechtenstein)	1 269	1.0	3 615	0.8
Sweden	826	0.6	2 965	0.6
Turkey	2 812	2.2	6 892	1.4
Ukraine	2 077	1.6	8 800	1.8
United Kingdom	6 984	5.4	29 107	6.0
Other European countries	767	0.6	3 270	0.7
Non-European countries	19 500	15.2	51 990	10.8
South Africa	94	0.1	207	0.0
Other African countries	567	0.4	1 143	0.2
Canada	599	0.5	1 676	0.3
USA	4 317	3.4	11 419	2.4
Other Northern American countries	32	0.0	70	0.0
Argentina	67	0.1	144	0.0
Brasil	243	0.2	552	0.1
Chile	49	0.0	92	0.0
Other Central or South American countries	289	0.2	535	0.1
China (including Hong Kong)	678	0.5	1 346	0.3
Japan	33	0.0	58	0.0
Republic of Korea	68	0.1	88	0.0
Israel	7 996	6.2	20 820	4.3
India	376	0.3	780	0.2
Azerbaijan	174	0.1	433	0.1
United Arab Emirates	305	0.2	784	0.2
Other Asian countries	2 740	2.1	9 645	2.0
Australia	456	0.4	1 158	0.2
New Zealand	137	0.1	344	0.1
Oceania and other territories	280	0.2	696	0.1

METHODOLOGICAL NOTES

Data on tourist traffic in collective accommodation (number of arrivals and overnight stays) have been collected by regular Monthly report on tourists arrivals and overnight stays in the collective accommodation establishments (form TU-11). Reports are made according to guest books which are led by reception of collective accommodation establishments (all types of hotels, vacation facilities, boarding houses, motels, tourist resorts, hostels, etc.). Collective accommodation establishments do not include individual, so-called "private accommodation" (rented accommodation in houses, rooms and apartments).

Tourist is a person who spends at least one night in an accommodation facility or some other object for accommodation of tourist, in a place other than his/her place of permanent residence for the reasons of rest or recreation, health, studies, sports, religion, family, business, public missions or meetings. Tourists do not include migrants, border workers, diplomats, member of military forces in the regular duty, refugees, etc. Tourists are not persons who stays longer than 12 consecutive months in place visited, persons engaged in some activity funded from the place of the visit, persons who regularly, daily and weekly travel to the place for work or study, migrants, border workers, diplomatic and consular representatives, refugees, displaced persons, persons in transit who do not formally enter the country, permanent residents who travel to another place with the intention to reside there permanently, people who are temporarily working in Montenegro and receive a salary for their work.

Domestic tourist is a person with permanent residence in Montenegro who temporarily resides in any place of Montenegro, and spends at least one night in accommodation facility.

Foreign tourist is a person with permanent residence outside Montenegro, who temporarily resides in any place in Montenegro, and spends at least one night in an accommodation facility.



The last published data are considered preliminary, and becomes final within the defined deadline, as forseen by the Statistical Release Calendar.

When using data please name the source:
„Data source: Statistical Office of Montenegro“

More information, as well as detailed methodological explanations can be found in the section: [Tourism](#)

Prepared by: Ivana CIMBALJEVIĆ i Željko ŽIVKOVIĆ

Department: Business Statistics, Foreign Affiliates Statistics and Structural **Business** Statistics Department
contact@monstat.org

Contact for media:
mediji@monstat.org 
@monstat_me 

MONSTAT – Statistical Office of Montenegro 