

RELEASE 134-2/2022

Date of publishing: 30 November 2022

# Arrivals and overnight stays in collective accommodation

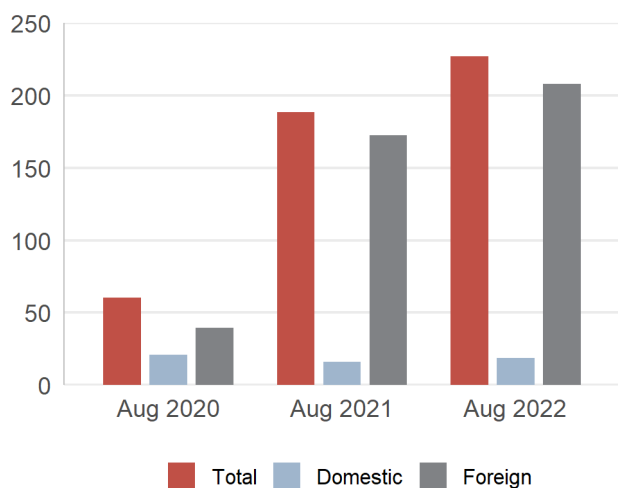
## August 2022

In Montenegro in August 2022, in collective accommodation<sup>1</sup> (hotels, vacation facilities, boarding houses, motels, tourist resorts, hostels etc.), tourists realised 226 577 arrivals and 1 043 762 overnight stays.

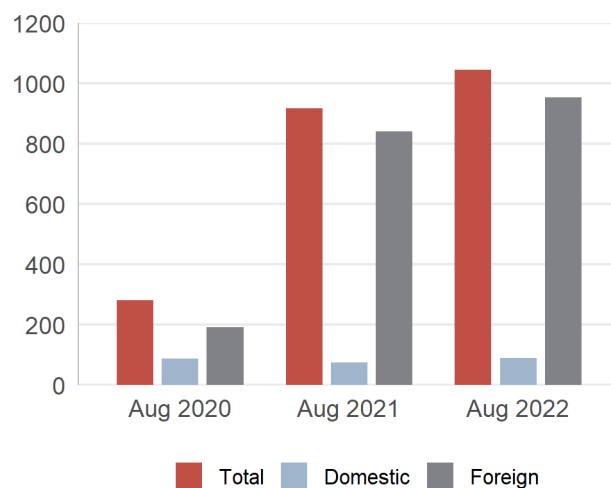
Overnight stays of foreign tourists represent 91.3% while the domestic tourists represent 8.7% of all overnight stays in collective accommodation.

Concerning the structure of overnight stays by types of resorts in August 2022 the most of them were recorded in seaside resorts (91.7%), capital (5.0%), mountain resorts (1.9%) and other resorts (1.3%).

**Graph 1. Tourists arrivals, in thous.**



**Graph 2. Tourists overnights, in thous.**



<sup>1</sup> Collective accommodation establishments include hotels, camping sites, tourist resorts, vacation facilities, boarding houses, motels, etc. Collective accommodation establishments do not include individual, so-called "private accommodation" (rented accommodation in houses, rooms and apartments).

**Note:** The data of the individual, so-called "private accommodation" (rented accommodation in houses, rooms and apartments) will be processed and published annually since 2018, according to the Annual Plan of Official Statistics.

**Table 1.** Tourists arrivals and overnight stays in collective accommodation by municipalities<sup>2</sup>, August 2022

	Arrivals				Overnight stays			
	foreign	domestic	total	structure	foreign	domestic	total	structure
	(1)	(2)	(3)=(1)+(2)	(3) u %	(1)	(2)	(3)=(1)+(2)	(3) u %
<b>Total</b>	<b>207 659</b>	<b>18 918</b>	<b>226 577</b>	<b>100.0</b>	<b>952 748</b>	<b>91 014</b>	<b>1 043 762</b>	<b>100.0</b>
Andrijevisa	-	-	-	-	-	-	-	-
Bar	21 808	1 669	23 477	10.4	125 423	7 504	132 927	12.7
Berane	418	311	729	0.3	650	676	1 326	0.1
Bijelo Polje	578	176	754	0.3	1 035	305	1 340	0.1
Budva	80 728	5 889	86 617	38.2	428 027	27 481	455 508	43.6
Cetinje	864	573	1 437	0.6	1 392	2 618	4 010	0.4
Danilovgrad	494	73	567	0.3	947	116	1 063	0.1
Gusinje	-	-	-	-	-	-	-	-
Herceg Novi	26 098	2 729	28 827	12.7	144 961	23 417	168 378	16.1
Kolasin	2 410	1 280	3 690	1.6	5 099	3 718	8 817	0.8
Kotor	14 780	555	15 335	6.8	45 825	2 338	48 163	4.6
Mojkovac	645	52	697	0.3	1 242	102	1 344	0.1
Niksic	1 391	259	1 650	0.7	1 923	748	2 671	0.3
Petnjica	-	-	-	-	-	-	-	-
Plav	-	-	-	-	-	-	-	-
Pljevlja	256	236	492	0.2	464	912	1 376	0.1
Pluzine	-	-	-	-	-	-	-	-
Podgorica	21 592	1 751	23 343	10.3	47 194	4 861	52 055	5.0
Rozaje	16	14	30	0.0	72	101	173	0.0
Savnik	-	-	-	-	-	-	-	-
Tivat	9 908	475	10 383	4.6	38 672	2 666	41 338	4.0
Tuzi	-	-	-	-	-	-	-	-
Ulcinj	20 783	1 915	22 698	10.0	101 203	10 080	111 283	10.7
Zabljak	3 170	858	4 028	1.8	6 013	3 162	9 175	0.9

**Table 2.** Tourists arrivals and overnight stays in collective accommodation by type of place<sup>3</sup>, August 2022

	Arrivals				Overnight stays			
	foreign	domestic	total	structure	foreign	domestic	total	structure
	(1)	(2)	(3)=(1)+(2)	(3) u %	(1)	(2)	(3)=(1)+(2)	(3) u %
<b>Total</b>	<b>207 659</b>	<b>18 918</b>	<b>226 577</b>	<b>100.0</b>	<b>952 748</b>	<b>91 014</b>	<b>1 043 762</b>	<b>100.0</b>
Capital	21 592	1 751	23 343	10.3	47 194	4 861	52 055	5.0
Seaside resorts	174 105	13 232	187 337	82.7	884 111	73 486	957 597	91.7
Mountain resorts	6 656	2 255	8 911	3.9	13 130	7 190	20 320	1.9
Other resorts	5 306	1 680	6 986	3.1	8 313	5 477	13 790	1.3

<sup>2</sup> Due to the small number of reporting units, data for the municipalities of Andrijevisa, Gusinje, Petnjica, Plav, Pluzine, Savnik and Tuzi were not presented due to the indirect recognition of reporting units. Data confidentiality is defined in Article 54 of the Law on Official Statistics and the Official Statistical System ("Official Gazette of Montenegro", No. 018/12 of 30.03.2012, 047/19 of 12.08.2019). The data for these municipalities shall not be published until the obtaining written approvals of the reporting units as defined in Article 61 of the Law.

<sup>3</sup> **Capital city:** Podgorica.

**Seaside resorts:** Bar, Budva, Kotor, Tivat, Ulcinj i Herceg Novi.

**Mountain resorts:** Andrijevisa, Gusinje, Kolasin, Plav, Pluzine, Rozaje, Savnik i Zabljak.

**Other resorts:** Berane, Bijelo Polje, Cetinje, Mojkovac, Nikšić, Petnjica, Pljevlja, Danilovgrad i Tuzi.

**Table 3.** Arrivals and overnight stays of foreign tourists by country of residence in collective accommodation, August 2022

Country	Arrivals	Structure, in %	Overnight stays	Structure, in %
<b>Foreign tourists</b>	<b>207 659</b>	<b>100.0</b>	<b>952 748</b>	<b>100.0</b>
<b>Europe</b>	<b>177 973</b>	<b>85.7</b>	<b>855 598</b>	<b>89.8</b>
Albania	4 055	2.0	13 975	1.5
Austria	3 219	1.6	13 058	1.4
Belgium	2 638	1.3	9 319	1.0
Belarus	296	0.1	1 813	0.2
Bosnia and Herzegovina	16 948	8.2	89 834	9.4
Bulgaria	1 071	0.5	4 393	0.5
Czech Republic	1 871	0.9	8 973	0.9
Denmark	692	0.3	2 559	0.3
Estonia	979	0.5	6 016	0.6
Finland	507	0.2	1 790	0.2
France	13 576	6.5	59 031	6.2
Greece	1 037	0.5	1 879	0.2
Netherlands	3 265	1.6	9 461	1.0
Croatia	4 072	2.0	14 405	1.5
Ireland	816	0.4	3 235	0.3
Iceland	166	0.1	858	0.1
Italy	4 882	2.4	15 867	1.7
Cyprus	177	0.1	494	0.1
Kosovo	7 989	3.8	29 685	3.1
Latvia	318	0.2	1 825	0.2
Lithuania	1 217	0.6	7 605	0.8
Luxembourg	705	0.3	2 998	0.3
Hungary	3 415	1.6	17 408	1.8
Malta	60	0.0	127	0.0
North Macedonia	2 325	1.1	10 205	1.1
Norway	940	0.5	6 387	0.7
Germany	12 405	6.0	56 263	5.9
Poland	6 419	3.1	33 392	3.5
Portugal	561	0.3	1 608	0.2
Romania	3 271	1.6	13 115	1.4
Russian Federation	4 032	1.9	18 795	2.0
Slovakia	1 251	0.6	6 619	0.7
Slovenia	3 129	1.5	15 091	1.6
Serbia	45 324	21.8	272 216	28.6
Spain	2 245	1.1	5 612	0.6
Switzerland (including Liechtenstein)	3 177	1.5	12 639	1.3
Sweden	1 510	0.7	6 540	0.7
Turkey	3 515	1.7	9 111	1.0
Ukraine	3 863	1.9	21 168	2.2
United Kingdom	8 889	4.3	43 753	4.6
Other European countries	1 146	0.6	6 476	0.7
<b>Non-European countries</b>	<b>29 686</b>	<b>14.3</b>	<b>97 150</b>	<b>10.2</b>
South Africa	1 503	0.7	3 688	0.4
Other African countries	715	0.3	2 308	0.2
Canada	1 128	0.5	3 376	0.4
USA	5 310	2.6	14 337	1.5
Other Northern American countries	64	0.0	112	0.0
Argentina	62	0.0	135	0.0
Brasil	239	0.1	552	0.1
Chile	35	0.0	68	0.0
Other Central or South American countries	362	0.2	1 134	0.1
China (including Hong Kong)	682	0.3	1 930	0.2
Japan	102	0.0	265	0.0
Republic of Korea	90	0.0	180	0.0
Israel	9 645	4.6	30 123	3.2
India	397	0.2	851	0.1
Azerbaijan	833	0.4	4 366	0.5
United Arab Emirates	781	0.4	2 275	0.2
Other Asian countries	6 079	2.9	26 484	2.8
Australia	979	0.5	2 792	0.3
New Zealand	197	0.1	447	0.0
Oceania and other territories	483	0.2	1 727	0.2

## METHODOLOGICAL NOTES

Data on tourist traffic in collective accommodation (number of arrivals and overnight stays) have been collected by regular Monthly report on tourists arrivals and overnight stays in the collective accommodation establishments (form TU-11). Reports are made according to guest books which are led by reception of collective accommodation establishments (all types of hotels, vacation facilities, boarding houses, motels, tourist resorts, hostels, etc.). Collective accommodation establishments do not include individual, so-called "private accommodation" (rented accommodation in houses, rooms and apartments).

Tourist is a person who spends at least one night in an accommodation facility or some other object for accommodation of tourist, in a place other than his/her place of permanent residence for the reasons of rest or recreation, health, studies, sports, religion, family, business, public missions or meetings. Tourists do not include migrants, border workers, diplomats, member of military forces in the regular duty, refugees, etc. Tourists are not persons who stays longer than 12 consecutive months in place visited, persons engaged in some activity funded from the place of the visit, persons who regularly, daily and weekly travel to the place for work or study, migrants, border workers, diplomatic and consular representatives, refugees, displaced persons, persons in transit who do not formally enter the country, permanent residents who travel to another place with the intention to reside there permanently, people who are temporarily working in Montenegro and receive a salary for their work.

**Domestic tourist** is a person with permanent residence in Montenegro who temporarily resides in any place of Montenegro, and spends at least one night in accommodation facility.

**Foreign tourist** is a person with permanent residence outside Montenegro, who temporarily resides in any place in Montenegro, and spends at least one night in an accommodation facility.



The last published data are considered preliminary, and becomes final within the defined deadline, as forseen by the Statistical Release Calendar.

When using data please name the source:  
„Data source: Statistical Office of Montenegro“

*More information, as well as detailed methodological explanations can be found in the section: [Tourism](#)*

Prepared by: Ivana CIMBALJEVIĆ i Željko ŽIVKOVIĆ

Department: Business Statistics, Foreign Affiliates Statistics and Structural **Business** Statistics Department  
contact@monstat.org

Contact for media:  
mediji@monstat.org   
@monstat\_me 

MONSTAT – Statistical Office of Montenegro 