

RELEASE 141-2/2022

Release date: 28 December 2022

Arrivals and overnight stays in collective accommodation

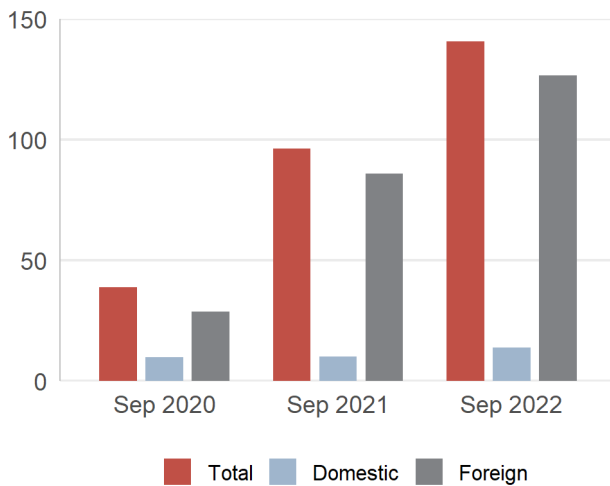
September 2022

In Montenegro in September 2022, in collective accommodation¹ (hotels, vacation facilities, boarding houses, motels, tourist resorts, hostels etc.), tourists realised 140 657 arrivals and 532 975 overnight stays.

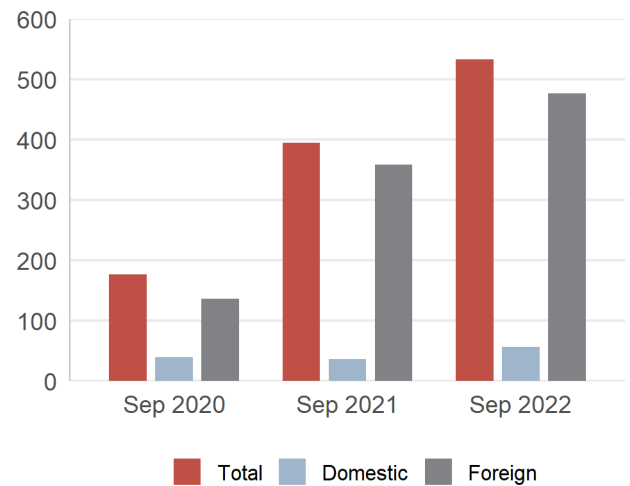
Overnight stays of foreign tourists represent 89.3% while the domestic tourists represent 10.7% of all overnight stays in collective accommodation.

Concerning the structure of overnight stays by types of resorts in September 2022 the most of them were recorded in seaside resorts (88.6%), capital (7.3%), mountain resorts (2.4%) and other resorts (1.7%).

Graph 1. Tourists arrivals, in thous.



Graph 2. Tourists overnights, in thous.



¹ Collective accommodation establishments include hotels, camping sites, tourist resorts, vacation facilities, boarding houses, motels, etc. Collective accommodation establishments do not include individual, so-called "private accommodation" (rented accommodation in houses, rooms and apartments).

Note: The data of the individual, so-called "private accommodation" (rented accommodation in houses, rooms and apartments) will be processed and published annually since 2018, according to the Annual Plan of Official Statistics.

Table 1. Tourists arrivals and overnight stays in collective accommodation by municipalities², September 2022

	Arrivals				Overnight stays			
	foreign	domestic	total	structure	foreign	domestic	total	structure
	(1)	(2)	(3)=(1)+(2)	(3) u %	(1)	(2)	(3)=(1)+(2)	(3) u %
Total	126 632	14 025	140 657	100.0	475 952	57 023	532 975	100.0
Andrijevisa	-	-	-	-	-	-	-	-
Bar	7 303	1 038	8 341	5.9	34 163	4 064	38 227	7.2
Berane	451	240	691	0.5	669	305	974	0.2
Bijelo Polje	425	147	572	0.4	785	490	1 275	0.2
Budva	48 619	4 781	53 400	38.0	208 252	16 306	224 558	42.1
Cetinje	650	52	702	0.5	894	311	1 205	0.2
Danilovgrad	331	60	391	0.3	727	148	875	0.2
Gusinje	-	-	-	-	-	-	-	-
Herceg Novi	16 265	2 010	18 275	13.0	84 261	20 679	104 940	19.7
Kolasin	3 106	542	3 648	2.6	5 121	951	6 072	1.1
Kotor	10 232	273	10 505	7.5	29 421	986	30 407	5.7
Mojkovac	459	80	539	0.4	680	111	791	0.1
Niksic	1 118	253	1 371	1.0	1 936	1 002	2 938	0.6
Petnjica	-	-	-	-	-	-	-	-
Plav	-	-	-	-	-	-	-	-
Pljevlja	123	152	275	0.2	224	238	462	0.1
Pluzine	-	-	-	-	-	-	-	-
Podgorica	18 045	1 543	19 588	13.9	35 776	3 014	38 790	7.3
Rozaje	50	10	60	0.0	50	17	67	0.0
Savnik	-	-	-	-	-	-	-	-
Tivat	7 535	278	7 813	5.6	24 424	699	25 123	4.7
Tuzi	-	-	-	-	-	-	-	-
Ulcinj	8 137	1 812	9 949	7.1	42 767	5 942	48 709	9.1
Zabljak	2 611	641	3 252	2.3	4 499	1 534	6 033	1.1

Table 2. Tourists arrivals and overnight stays in collective accommodation by type of place³, September 2022

	Arrivals				Overnight stays			
	foreign	domestic	total	structure	foreign	domestic	total	structure
	(1)	(2)	(3)=(1)+(2)	(3) u %	(1)	(2)	(3)=(1)+(2)	(3) u %
Total	126 632	14 025	140 657	100.0	475 952	57 023	532 975	100.0
Capital	18 045	1 543	19 588	13.9	35 776	3 014	38 790	7.3
Seaside resorts	98 091	10 192	108 283	77.0	423 288	48 676	471 964	88.6
Mountain resorts	6 286	1 306	7 592	5.4	10 319	2 728	13 047	2.4
Other resorts	4 210	984	5 194	3.7	6 569	2 605	9 174	1.7

² Due to the small number of reporting units, data for the municipalities of Andrijevisa, Gusinje, Petnjica, Plav, Pluzine, Savnik and Tuzi were not presented due to the indirect recognition of reporting units. Data confidentiality is defined in Article 54 of the Law on Official Statistics and the Official Statistical System ("Official Gazette of Montenegro", No. 018/12 of 30.03.2012, 047/19 of 12.08.2019). The data for these municipalities shall not be published until the obtaining written approvals of the reporting units as defined in Article 61 of the Law.

³ **Capital city:** Podgorica.

Seaside resorts: Bar, Budva, Kotor, Tivat, Ulcinj i Herceg Novi.

Mountain resorts: Andrijevisa, Gusinje, Kolasin, Plav, Pluzine, Rozaje, Savnik i Zabljak.

Other resorts: Berane, Bijelo Polje, Cetinje, Mojkovac, Nikšić, Petnjica, Pljevlja, Danilovgrad i Tuzi.

Table 3. Arrivals and overnight stays of foreign tourists by country of residence in collective accommodation, September 2022

Country	Arrivals	Structure, in %	Overnight stays	Structure, in %
Foreign tourists	126 632	100.0	475 952	100.0
Europe	104 824	82.8	417 683	87.8
Albania	3 069	2.4	7 004	1.5
Austria	2 658	2.1	8 232	1.7
Belgium	2 527	2.0	7 511	1.6
Belarus	309	0.2	1 292	0.3
Bosnia and Herzegovina	5 202	4.1	22 104	4.6
Bulgaria	1 148	0.9	3 342	0.7
Czech Republic	1 033	0.8	4 034	0.8
Denmark	418	0.3	1 121	0.2
Estonia	862	0.7	5 713	1.2
Finland	969	0.8	3 474	0.7
France	8 348	6.6	37 511	7.9
Greece	627	0.5	1 382	0.3
Netherlands	2 343	1.9	6 821	1.4
Croatia	2 588	2.0	6 810	1.4
Ireland	698	0.6	2 712	0.6
Iceland	212	0.2	605	0.1
Italy	1 643	1.3	4 210	0.9
Cyprus	37	0.0	122	0.0
Kosovo	4 214	3.3	14 573	3.1
Latvia	497	0.4	2 239	0.5
Lithuania	1 259	1.0	6 474	1.4
Luxembourg	273	0.2	1 118	0.2
Hungary	1 862	1.5	6 560	1.4
Malta	233	0.2	607	0.1
North Macedonia	1 038	0.8	2 901	0.6
Norway	787	0.6	5 384	1.1
Germany	11 304	8.9	48 771	10.2
Poland	5 117	4.0	23 262	4.9
Portugal	378	0.3	830	0.2
Romania	1 306	1.0	4 169	0.9
Russian Federation	2 994	2.4	11 364	2.4
Slovakia	394	0.3	1 318	0.3
Slovenia	1 832	1.4	5 448	1.1
Serbia	18 894	14.9	90 230	19.0
Spain	1 525	1.2	3 181	0.7
Switzerland (including Liechtenstein)	1 276	1.0	3 322	0.7
Sweden	808	0.6	2 506	0.5
Turkey	3 083	2.4	6 615	1.4
Ukraine	1 914	1.5	10 834	2.3
United Kingdom	8 566	6.8	39 170	8.2
Other European countries	579	0.5	2 807	0.6
Non-European countries	21 808	17.2	58 269	12.2
South Africa	148	0.1	327	0.1
Other African countries	834	0.7	2 098	0.4
Canada	849	0.7	1 966	0.4
USA	4 848	3.8	11 715	2.5
Other Northern American countries	103	0.1	173	0.0
Argentina	65	0.1	171	0.0
Brasil	306	0.2	642	0.1
Chile	21	0.0	45	0.0
Other Central or South American countries	402	0.3	1 265	0.3
China (including Hong Kong)	555	0.4	1 218	0.3
Japan	77	0.1	162	0.0
Republic of Korea	128	0.1	151	0.0
Israel	9 810	7.7	27 631	5.8
India	335	0.3	741	0.2
Azerbaijan	131	0.1	471	0.1
United Arab Emirates	188	0.1	434	0.1
Other Asian countries	1 989	1.6	6 786	1.4
Australia	634	0.5	1 543	0.3
New Zealand	138	0.1	263	0.1
Oceania and other territories	247	0.2	467	0.1

METHODOLOGICAL NOTES

Data on tourist traffic in collective accommodation (number of arrivals and overnight stays) have been collected by regular Monthly report on tourists arrivals and overnight stays in the collective accommodation establishments (form TU-11). Reports are made according to guest books which are led by reception of collective accommodation establishments (all types of hotels, vacation facilities, boarding houses, motels, tourist resorts, hostels, etc.). Collective accommodation establishments do not include individual, so-called "private accommodation" (rented accommodation in houses, rooms and apartments).

Tourist is a person who spends at least one night in an accommodation facility or some other object for accommodation of tourist, in a place other than his/her place of permanent residence for the reasons of rest or recreation, health, studies, sports, religion, family, business, public missions or meetings. Tourists do not include migrants, border workers, diplomats, member of military forces in the regular duty, refugees, etc. Tourists are not persons who stays longer than 12 consecutive months in place visited, persons engaged in some activity funded from the place of the visit, persons who regularly, daily and weekly travel to the place for work or study, migrants, border workers, diplomatic and consular representatives, refugees, displaced persons, persons in transit who do not formally enter the country, permanent residents who travel to another place with the intention to reside there permanently, people who are temporarily working in Montenegro and receive a salary for their work.

Domestic tourist is a person with permanent residence in Montenegro who temporarily resides in any place of Montenegro, and spends at least one night in accommodation facility.

Foreign tourist is a person with permanent residence outside Montenegro, who temporarily resides in any place in Montenegro, and spends at least one night in an accommodation facility.



The last published data are considered preliminary, and becomes final within the defined deadline, as forseen by the Statistical Release Calendar.

When using data please name the source:
„Data source: Statistical Office of Montenegro“

More information, as well as detailed methodological explanations can be found in the section: [Tourism](#)

Prepared by: Ivana CIMBALJEVIĆ i Željko ŽIVKOVIĆ

Department: Business Statistics, Foreign Affiliates Statistics and Structural **Business** Statistics Department
contact@monstat.org

Contact for media:
mediji@monstat.org 
@monstat_me 

MONSTAT – Statistical Office of Montenegro 