

RELEASE 74-2/2023

Date of publishing: 27 June 2023

Arrivals and overnight stays in collective accommodation

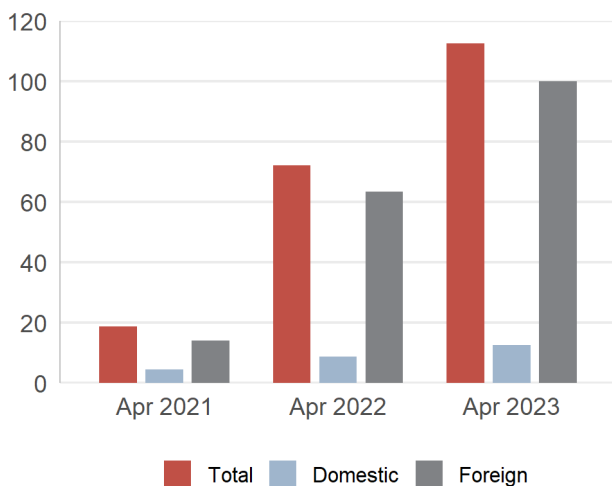
April 2023

In Montenegro in April 2023, in collective accommodation¹ (hotels, vacation facilities, boarding houses, motels, tourist resorts, hostels etc.), tourists realised 112 560 arrivals and 305 836 overnight stays.

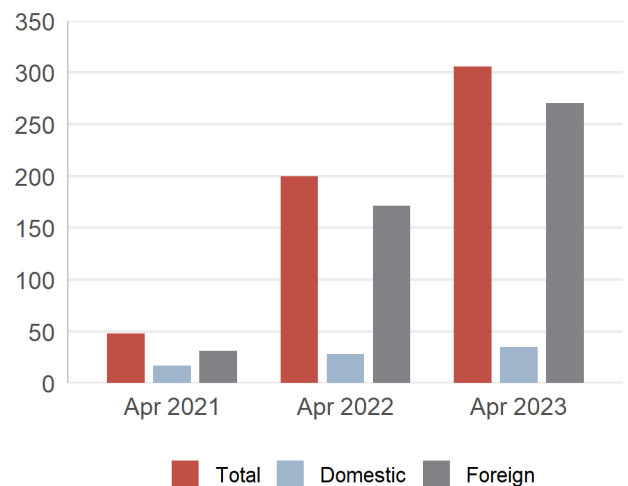
Overnight stays of foreign tourists represent 88.5% while the domestic tourists represent 11.5% of all overnight stays in collective accommodation.

Concerning the structure of overnight stays by types of resorts in April 2023 the most of them were recorded in seaside resorts (86.5%), capital (8.7%), other resorts (2.9%) and mountain resorts (1.9%).

Graph 1. Tourists arrivals, in thous.



Graph 2. Tourists overnights, in thous.



¹ Collective accommodation establishments include hotels, camping sites, tourist resorts, vacation facilities, boarding houses, motels, etc. Collective accommodation establishments do not include individual, so-called "private accommodation" (rented accommodation in houses, rooms and apartments).

Note: The data of the individual, so-called "private accommodation" (rented accommodation in houses, rooms and apartments) will be processed and published annually since 2018, according to the Annual Plan of Official Statistics.

Table 1. Tourists arrivals and overnight stays in collective accommodation by municipalities², April 2023

	Arrivals				Overnight stays			
	foreign	domestic	total	structure	foreign	domestic	total	structure
	(1)	(2)	(3)=(1)+(2)	(3) u %	(1)	(2)	(3)=(1)+(2)	(3) u %
Total	99 955	12 605	112 560	100.0	270 614	35 222	305 836	100.0
Andrijevica	-	-	-	-	-	-	-	-
Bar	4 229	404	4 633	4.1	19 997	799	20 796	6.8
Berane	229	227	456	0.4	356	312	668	0.2
Bijelo Polje	187	142	329	0.3	372	443	815	0.3
Budva	45 411	4 355	49 766	44.2	122 806	8 776	131 582	43.0
Cetinje	253	1 554	1 807	1.6	493	3 312	3 805	1.2
Danilovgrad	218	41	259	0.2	421	82	503	0.2
Gusinje	-	-	-	-	-	-	-	-
Herceg Novi	15 511	1 248	16 759	14.9	45 343	10 853	56 196	18.4
Kolasin	1 471	613	2 084	1.9	2 371	959	3 330	1.1
Kotor	6 498	265	6 763	6.0	14 698	597	15 295	5.0
Mojkovac	121	30	151	0.1	161	58	219	0.1
Niksic	657	119	776	0.7	1 257	222	1 479	0.5
Petnjica	-	-	-	-	-	-	-	-
Plav	-	-	-	-	-	-	-	-
Pljevlja	102	207	309	0.3	220	289	509	0.2
Pluzine	-	-	-	-	-	-	-	-
Podgorica	12 470	1 119	13 589	12.1	24 494	2 200	26 694	8.7
Rozaje	14	42	56	0.0	41	69	110	0.0
Savnik	-	-	-	-	-	-	-	-
Tivat	6 492	460	6 952	6.2	14 273	900	15 173	5.0
Tuzi	-	-	-	-	-	-	-	-
Ulcinj	4 522	1 271	5 793	5.1	21 225	4 260	25 485	8.3
Zabljak	798	459	1 257	1.1	1 089	1 016	2 105	0.7
Zeta	-	-	-	-	-	-	-	-

Table 2. Tourists arrivals and overnight stays in collective accommodation by type of place³, April 2023

	Arrivals				Overnight stays			
	foreign	domestic	total	structure	foreign	domestic	total	structure
	(1)	(2)	(3)=(1)+(2)	(3) u %	(1)	(2)	(3)=(1)+(2)	(3) u %
Total	99 955	12 605	112 560	100.0	270 614	35 222	305 836	100.0
Capital	12 470	1 119	13 589	12.1	24 494	2 200	26 694	8.7
Seaside resorts	82 663	8 003	90 666	80.5	238 342	26 185	264 527	86.5
Mountain resorts	2 430	1 147	3 577	3.2	3 720	2 103	5 823	1.9
Other resorts	2 392	2 336	4 728	4.2	4 058	4 734	8 792	2.9

² Due to the small number of reporting units, data for the municipalities of Andrijevica, Gusinje, Petnjica, Plav, Pluzine, Savnik, Tuzi and Zeta were not presented due to the indirect recognition of reporting units. Data confidentiality is defined in Article 54 of the Law on Official Statistics and the Official Statistical System ("Official Gazette of Montenegro", No. 018/12 of 30.03.2012, 047/19 of 12.08.2019). The data for these municipalities shall not be published until the obtaining written approvals of the reporting units as defined in Article 61 of the Law.

³ **Capital city:** Podgorica.

Seaside resorts: Bar, Budva, Kotor, Tivat, Ulcinj i Herceg Novi.

Mountain resorts: Andrijevica, Gusinje, Kolasin, Plav, Pluzine, Rozaje, Savnik i Zabljak.

Other resorts: Berane, Bijelo Polje, Cetinje, Mojkovac, Nikšić, Petnjica, Pljevlja, Danilovgrad, Tuzi and Zeta.

Table 3. Arrivals and overnight stays of foreign tourists by country of residence in collective accommodation, April 2023

Country	Arrivals	Structure, in %	Overnight stays	Structure, in %
Foreign tourists	99 955	100.0	270 614	100.0
Europe	88 231	88.3	243 402	89.9
Albania	5 630	5.6	8 422	3.1
Austria	1 138	1.1	3 051	1.1
Belgium	1 655	1.7	3 346	1.2
Belarus	145	0.1	316	0.1
Bosnia and Herzegovina	2 738	2.7	5 553	2.1
Bulgaria	1 395	1.4	2 904	1.1
Czech Republic	183	0.2	399	0.1
Denmark	1 996	2.0	5 949	2.2
Estonia	155	0.2	500	0.2
Finland	2 566	2.6	8 024	3.0
France	7 760	7.8	25 578	9.5
Greece	1 166	1.2	2 045	0.8
Netherlands	2 280	2.3	8 528	3.2
Croatia	2 165	2.2	4 396	1.6
Ireland	426	0.4	1 624	0.6
Iceland	27	0.0	57	0.0
Italy	1 651	1.7	4 122	1.5
Cyprus	40	0.0	135	0.0
Kosovo	4 696	4.7	10 274	3.8
Latvia	66	0.1	137	0.1
Lithuania	146	0.1	501	0.2
Luxembourg	67	0.1	128	0.0
Hungary	806	0.8	2 303	0.9
Malta	26	0.0	61	0.0
North Macedonia	1 247	1.2	2 895	1.1
Norway	2 620	2.6	7 316	2.7
Germany	10 307	10.3	34 596	12.8
Poland	2 267	2.3	7 447	2.8
Portugal	146	0.1	298	0.1
Romania	627	0.6	1 589	0.6
Russian Federation	3 217	3.2	9 180	3.4
Slovakia	223	0.2	565	0.2
Slovenia	1 554	1.6	4 184	1.5
Serbia	11 580	11.6	30 106	11.1
Spain	800	0.8	1 775	0.7
Switzerland (including Liechtenstein)	1 287	1.3	2 531	0.9
Sweden	2 490	2.5	6 728	2.5
Turkey	4 004	4.0	9 312	3.4
Ukraine	795	0.8	3 801	1.4
United Kingdom	6 019	6.0	22 328	8.3
Other European countries	125	0.1	398	0.1
Non-European countries	11 724	11.7	27 212	10.1
South Africa	80	0.1	194	0.1
Other African countries	358	0.4	1 015	0.4
Canada	280	0.3	607	0.2
USA	2 432	2.4	5 985	2.2
Other Northern American countries	66	0.1	151	0.1
Argentina	21	0.0	32	0.0
Brasil	151	0.2	240	0.1
Chile	22	0.0	43	0.0
Other Central or South American countries	166	0.2	471	0.2
China (including Hong Kong)	3 669	3.7	6 585	2.4
Japan	136	0.1	217	0.1
Republic of Korea	499	0.5	650	0.2
Israel	2 134	2.1	6 653	2.5
India	430	0.4	1 293	0.5
Azerbaijan	30	0.0	88	0.0
United Arab Emirates	82	0.1	153	0.1
Other Asian countries	835	0.8	1 979	0.7
Australia	217	0.2	657	0.2
New Zealand	44	0.0	86	0.0
Oceania and other territories	72	0.1	113	0.0

METHODOLOGICAL NOTES

Data on tourist traffic in collective accommodation (number of arrivals and overnight stays) have been collected by regular Monthly report on tourists arrivals and overnight stays in the collective accommodation establishments (form TU-11). Reports are made according to guest books which are led by reception of collective accommodation establishments (all types of hotels, vacation facilities, boarding houses, motels, tourist resorts, hostels, etc.). Collective accommodation establishments do not include individual, so-called "private accommodation" (rented accommodation in houses, rooms and apartments).

Tourist is a person who spends at least one night in an accommodation facility or some other object for accommodation of tourist, in a place other than his/her place of permanent residence for the reasons of rest or recreation, health, studies, sports, religion, family, business, public missions or meetings. Tourists do not include migrants, border workers, diplomats, member of military forces in the regular duty, refugees, etc. Tourists are not persons who stays longer than 12 consecutive months in place visited, persons engaged in some activity funded from the place of the visit, persons who regularly, daily and weekly travel to the place for work or study, migrants, border workers, diplomatic and consular representatives, refugees, displaced persons, persons in transit who do not formally enter the country, permanent residents who travel to another place with the intention to reside there permanently, people who are temporarily working in Montenegro and receive a salary for their work.

Domestic tourist is a person with permanent residence in Montenegro who temporarily resides in any place of Montenegro, and spends at least one night in accommodation facility.

Foreign tourist is a person with permanent residence outside Montenegro, who temporarily resides in any place in Montenegro, and spends at least one night in an accommodation facility.



The last published data are considered preliminary, and becomes final within the defined deadline, as forseen by the Statistical Release Calendar.

When using data please name the source:
„Data source: Statistical Office of Montenegro“

More information, as well as detailed methodological explanations can be found in the section: [Tourism](#)

Prepared by: Ivana CIMBALJEVIĆ i Željko ŽIVKOVIĆ

Department: Business Statistics, Foreign Affiliates Statistics and Structural **Business** Statistics Department
contact@monstat.org

Contact for media:
mediji@monstat.org 
@monstat_me 

MONSTAT – Statistical Office of Montenegro 