

RELEASE 84-2/2023

Release date: 31 August 2023

Arrivals and overnight stays in collective accommodation

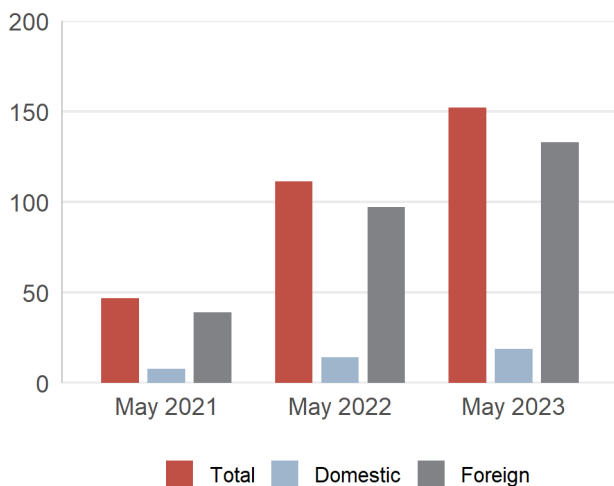
May 2023

In Montenegro in May 2023, in collective accommodation¹ (hotels, vacation facilities, boarding houses, motels, tourist resorts, hostels etc.), tourists realised 152 090 arrivals and 483 332 overnight stays.

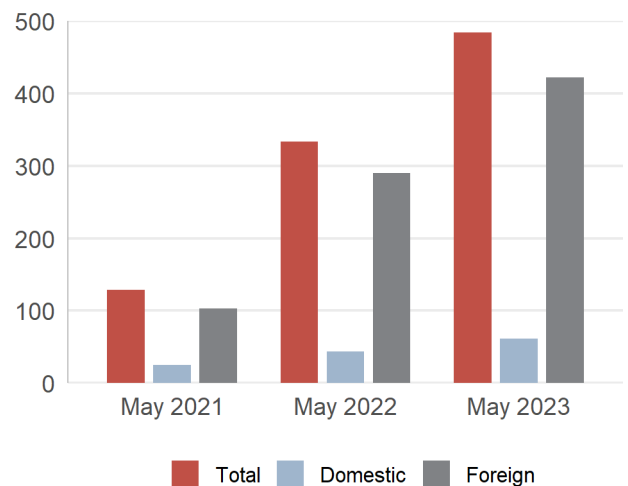
Overnight stays of foreign tourists represent 87.3% while the domestic tourists represent 12.7% of all overnight stays in collective accommodation.

Concerning the structure of overnight stays by types of resorts in May 2023 the most of them were recorded in seaside resorts (88.6%), capital (7.2%), mountain resorts (2.4%) and other resorts (1.7%).

Graph 1. Tourists arrivals, in thous.



Graph 2. Tourists overnights, in thous.



¹ Collective accommodation establishments include hotels, camping sites, tourist resorts, vacation facilities, boarding houses, motels, etc. Collective accommodation establishments do not include individual, so-called "private accommodation" (rented accommodation in houses, rooms and apartments).

Note: The data of the individual, so-called "private accommodation" (rented accommodation in houses, rooms and apartments) will be processed and published annually since 2018, according to the Annual Plan of Official Statistics.

Table 1. Tourists arrivals and overnight stays in collective accommodation by municipalities², May 2023

	Arrivals				Overnight stays			
	foreign	domestic	total	structure	foreign	domestic	total	structure
	(1)	(2)	(3)=(1)+(2)	(3) u %	(1)	(2)	(3)=(1)+(2)	(3) u %
Total	133 085	19 005	152 090	100.0	421 971	61 361	483 332	100.0
Andrijevisa	-	-	-	-	-	-	-	-
Bar	7 059	982	8 041	5.3	33 207	2 208	35 415	7.3
Berane	358	269	627	0.4	520	418	938	0.2
Bijelo Polje	211	113	324	0.2	548	287	835	0.2
Budva	58 920	8 322	67 242	44.2	202 367	23 053	225 420	46.6
Cetinje	522	148	670	0.4	937	623	1 560	0.3
Danilovgrad	327	40	367	0.2	656	51	707	0.1
Gusinje	-	-	-	-	-	-	-	-
Herceg Novi	18 350	1 331	19 681	12.9	68 524	11 158	79 682	16.5
Kolasin	3 037	396	3 433	2.3	4 947	693	5 640	1.2
Kotor	10 284	473	10 757	7.1	26 425	1 008	27 433	5.7
Mojkovac	78	8	86	0.1	96	27	123	0.0
Niksic	1 131	338	1 469	1.0	1 774	733	2 507	0.5
Petnjica	-	-	-	-	-	-	-	-
Plav	-	-	-	-	-	-	-	-
Pljevlja	227	184	411	0.3	364	265	629	0.1
Pluzine	-	-	-	-	-	-	-	-
Podgorica	16 494	1 381	17 875	11.8	32 434	2 531	34 965	7.2
Rozaje	36	27	63	0.0	88	183	271	0.1
Savnik	-	-	-	-	-	-	-	-
Tivat	7 868	499	8 367	5.5	18 399	796	19 195	4.0
Tuzi	-	-	-	-	-	-	-	-
Ulcinj	5 124	3 332	8 456	5.6	26 589	14 627	41 216	8.5
Zabljak	1 880	1 053	2 933	1.9	2 707	2 530	5 237	1.1
Zeta	-	-	-	-	-	-	-	-

Table 2. Tourists arrivals and overnight stays in collective accommodation by type of place³, May 2023

	Arrivals				Overnight stays			
	foreign	domestic	total	structure	foreign	domestic	total	structure
	(1)	(2)	(3)=(1)+(2)	(3) u %	(1)	(2)	(3)=(1)+(2)	(3) u %
Total	133 085	19 005	152 090	100.0	421 971	61 361	483 332	100.0
Capital	16 494	1 381	17 875	11.8	32 434	2 531	34 965	7.2
Seaside resorts	107 605	14 939	122 544	80.6	375 511	52 850	428 361	88.6
Mountain resorts	5 209	1 569	6 778	4.5	8 050	3 547	11 597	2.4
Other resorts	3 777	1 116	4 893	3.2	5 976	2 433	8 409	1.7

² Due to the small number of reporting units, data for the municipalities of Andrijevisa, Gusinje, Petnjica, Plav, Pluzine, Savnik, Tuzi and Zeta were not presented due to the indirect recognition of reporting units. Data confidentiality is defined in Article 54 of the Law on Official Statistics and the Official Statistical System ("Official Gazette of Montenegro", No. 018/12 of 30.03.2012, 047/19 of 12.08.2019). The data for these municipalities shall not be published until the obtaining written approvals of the reporting units as defined in Article 61 of the Law.

³ **Capital city:** Podgorica.

Seaside resorts: Bar, Budva, Kotor, Tivat, Ulcinj i Herceg Novi.

Mountain resorts: Andrijevisa, Gusinje, Kolasin, Plav, Pluzine, Rozaje, Savnik i Zabljak.

Other resorts: Berane, Bijelo Polje, Cetinje, Mojkovac, Nikšić, Petnjica, Pljevlja, Danilovgrad, Tuzi and Zeta.

Table 3. Arrivals and overnight stays of foreign tourists by country of residence in collective accommodation, May 2023

Country	Arrivals	Structure, in %	Overnight stays	Structure, in %
Foreign tourists	133 085	100.0	421 971	100.0
Europe	111 572	83.8	370 588	87.8
Albania	2 768	2.1	4 538	1.1
Austria	2 992	2.2	8 245	2.0
Belgium	3 934	3.0	9 969	2.4
Belarus	137	0.1	512	0.1
Bosnia and Herzegovina	4 425	3.3	11 252	2.7
Bulgaria	1 768	1.3	4 420	1.0
Czech Republic	427	0.3	981	0.2
Denmark	1 944	1.5	6 453	1.5
Estonia	730	0.5	3 196	0.8
Finland	2 251	1.7	8 452	2.0
France	15 136	11.4	66 324	15.7
Greece	870	0.7	1 575	0.4
Netherlands	3 272	2.5	9 262	2.2
Croatia	4 586	3.4	13 070	3.1
Ireland	748	0.6	3 790	0.9
Iceland	11	0.0	35	0.0
Italy	1 643	1.2	3 127	0.7
Cyprus	33	0.0	107	0.0
Kosovo	2 320	1.7	5 982	1.4
Latvia	300	0.2	1 086	0.3
Lithuania	1 382	1.0	5 625	1.3
Luxembourg	115	0.1	319	0.1
Hungary	1 380	1.0	3 501	0.8
Malta	46	0.0	107	0.0
North Macedonia	1 676	1.3	3 144	0.7
Norway	1 770	1.3	9 247	2.2
Germany	13 607	10.2	53 759	12.7
Poland	4 257	3.2	15 322	3.6
Portugal	295	0.2	724	0.2
Romania	802	0.6	1 882	0.4
Russian Federation	2 849	2.1	8 668	2.1
Slovakia	261	0.2	618	0.1
Slovenia	1 490	1.1	3 718	0.9
Serbia	12 210	9.2	37 230	8.8
Spain	1 035	0.8	2 584	0.6
Switzerland (including Liechtenstein)	1 306	1.0	2 843	0.7
Sweden	2 172	1.6	7 485	1.8
Turkey	4 445	3.3	9 973	2.4
Ukraine	800	0.6	2 923	0.7
United Kingdom	8 908	6.7	36 858	8.7
Other European countries	471	0.4	1 682	0.4
Non-European countries	21 513	16.2	51 383	12.2
South Africa	145	0.1	318	0.1
Other African countries	377	0.3	932	0.2
Canada	687	0.5	1 567	0.4
USA	4 722	3.5	10 463	2.5
Other Northern American countries	100	0.1	239	0.1
Argentina	79	0.1	151	0.0
Brasil	339	0.3	645	0.2
Chile	77	0.1	213	0.1
Other Central or South American countries	311	0.2	640	0.2
China (including Hong Kong)	3 300	2.5	5 911	1.4
Japan	292	0.2	434	0.1
Republic of Korea	613	0.5	725	0.2
Israel	6 981	5.2	21 630	5.1
India	405	0.3	884	0.2
Azerbaijan	252	0.2	732	0.2
United Arab Emirates	82	0.1	172	0.0
Other Asian countries	1 732	1.3	3 560	0.8
Australia	658	0.5	1 598	0.4
New Zealand	82	0.1	166	0.0
Oceania and other territories	279	0.2	403	0.1

METHODOLOGICAL NOTES

Data on tourist traffic in collective accommodation (number of arrivals and overnight stays) have been collected by regular Monthly report on tourists arrivals and overnight stays in the collective accommodation establishments (form TU-11). Reports are made according to guest books which are led by reception of collective accommodation establishments (all types of hotels, vacation facilities, boarding houses, motels, tourist resorts, hostels, etc.). Collective accommodation establishments do not include individual, so-called "private accommodation" (rented accommodation in houses, rooms and apartments).

Tourist is a person who spends at least one night in an accommodation facility or some other object for accommodation of tourist, in a place other than his/her place of permanent residence for the reasons of rest or recreation, health, studies, sports, religion, family, business, public missions or meetings. Tourists do not include migrants, border workers, diplomats, member of military forces in the regular duty, refugees, etc. Tourists are not persons who stays longer than 12 consecutive months in place visited, persons engaged in some activity funded from the place of the visit, persons who regularly, daily and weekly travel to the place for work or study, migrants, border workers, diplomatic and consular representatives, refugees, displaced persons, persons in transit who do not formally enter the country, permanent residents who travel to another place with the intention to reside there permanently, people who are temporarily working in Montenegro and receive a salary for their work.

Domestic tourist is a person with permanent residence in Montenegro who temporarily resides in any place of Montenegro, and spends at least one night in accommodation facility.

Foreign tourist is a person with permanent residence outside Montenegro, who temporarily resides in any place in Montenegro, and spends at least one night in an accommodation facility.



The last published data are considered preliminary, and becomes final within the defined deadline, as forseen by the Statistical Release Calendar.

When using data please name the source:
„Data source: Statistical Office of Montenegro“

More information, as well as detailed methodological explanations can be found in the section: [Tourism](#)

Prepared by: Ivana CIMBALJEVIĆ i Željko ŽIVKOVIĆ

Department: Business Statistics, Foreign Affiliates Statistics and Structural **Business** Statistics Department
contact@monstat.org

Contact for media:
mediji@monstat.org 
@monstat_me 

MONSTAT – Statistical Office of Montenegro 