

RELEASE 180/2024

Date of publishing: 27 December 2024

Preliminary data

Arrivals and overnight stays in collective accommodation

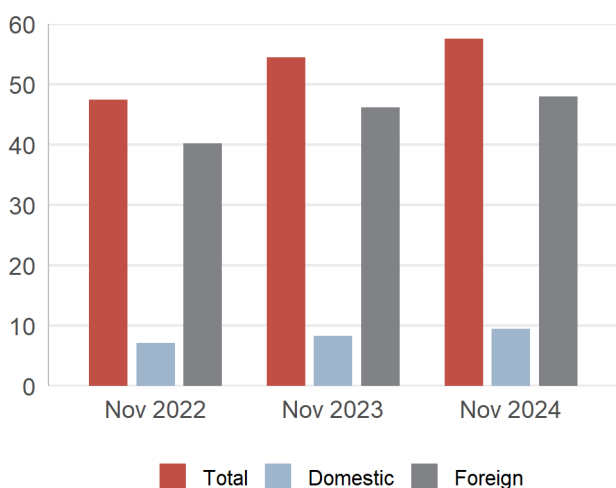
November 2024

In Montenegro in November 2024, in collective accommodation¹ (hotels, vacation facilities, boarding houses, motels, tourist resorts, hostels etc.), tourists realised 57 536 arrivals and 134 573 overnight stays.

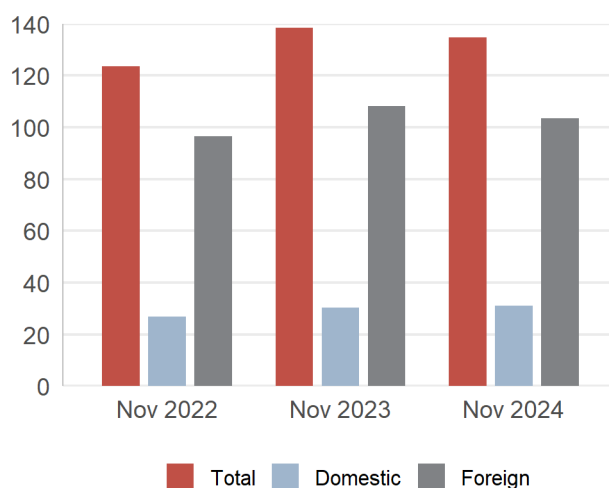
Overnight stays of foreign tourists represent 76.9% while the domestic tourists represent 23.1% of all overnight stays in collective accommodation.

Concerning the structure of overnight stays by types of resorts in November 2024 the most of them were recorded in seaside resorts (76.2%), capital (16.6%), other resorts (3.9%) and mountain resorts (3.3%).

Graph 1. Tourists arrivals, in thous.



Graph 2. Tourists overnights, in thous.



¹ Collective accommodation establishments include hotels, camping sites, tourist resorts, vacation facilities, boarding houses, motels, etc. Collective accommodation establishments do not include individual, so-called "private accommodation" (rented accommodation in houses, rooms and apartments).

Note: The data of the individual, so-called "private accommodation" (rented accommodation in houses, rooms and apartments) will be processed and published annually since 2018, according to the Annual Plan of Official Statistics.

Table 1. Tourists arrivals and overnight stays in collective accommodation by municipalities², November 2024

	Arrivals				Overnight stays			
	foreign	domestic	total	structure	foreign	domestic	total	structure
	(1)	(2)	(3)=(1)+(2)	(3) u %	(1)	(2)	(3)=(1)+(2)	(3) u %
Total	48 002	9 534	57 536	100.0	103 483	31 090	134 573	100.0
Andrijevisa	-	-	-	-	-	-	-	-
Bar	1 346	574	1 920	3.3	2 630	966	3 596	2.7
Berane	195	214	409	0.7	299	325	624	0.5
Bijelo Polje	136	210	346	0.6	330	999	1 329	1.0
Budva	20 861	2 622	23 483	40.8	46 649	4 505	51 154	38.0
Cetinje	91	62	153	0.3	271	167	438	0.3
Danilovgrad	89	2	91	0.2	148	15	163	0.1
Gusinje	-	-	-	-	-	-	-	-
Herceg Novi	5 926	1 463	7 389	12.8	17 385	14 541	31 926	23.7
Kolasin	918	1 443	2 361	4.1	1 647	2 608	4 255	3.2
Kotor	3 264	325	3 589	6.2	6 701	611	7 312	5.4
Mojkovac	33	5	38	0.1	35	5	40	0.0
Niksic	462	272	734	1.3	844	385	1 229	0.9
Petnjica	-	-	-	-	-	-	-	-
Plav	-	-	-	-	-	-	-	-
Pljevlja	247	177	424	0.7	360	369	729	0.5
Pluzine	-	-	-	-	-	-	-	-
Podgorica	10 921	1 303	12 224	21.2	19 754	2 557	22 311	16.6
Rozaje	48	19	67	0.1	163	26	189	0.1
Savnik	-	-	-	-	-	-	-	-
Tivat	2 661	439	3 100	5.4	5 404	913	6 317	4.7
Tuzi	-	-	-	-	-	-	-	-
Ulcinj	98	379	477	0.8	131	2 073	2 204	1.6
Zeta	-	-	-	-	-	-	-	-

Table 2. Tourists arrivals and overnight stays in collective accommodation by type of place³, November 2024

	Arrivals				Overnight stays			
	foreign	domestic	total	structure	foreign	domestic	total	structure
	(1)	(2)	(3)=(1)+(2)	(3) u %	(1)	(2)	(3)=(1)+(2)	(3) u %
Total	48 002	9 534	57 536	100.0	103 483	31 090	134 573	100.0
Capital	10 921	1 303	12 224	21.2	19 754	2 557	22 311	16.6
Seaside resorts	34 156	5 802	39 958	69.4	78 900	23 609	102 509	76.2
Mountain resorts	966	1 462	2 428	4.2	1 810	2 634	4 444	3.3
Other resorts	1 959	967	2 926	5.1	3 019	2 290	5 309	3.9

² Due to the small number of reporting units, data for the municipalities of Andrijevisa, Gusinje, Petnjica, Plav, Pluzine, Savnik, Tuzi and Zeta were not presented due to the indirect recognition of reporting units. Data confidentiality is defined in Article 54 of the Law on Official Statistics and the Official Statistical System ("Official Gazette of Montenegro", No. 018/12 of 30.03.2012, 047/19 of 12.08.2019). The data for these municipalities shall not be published until the obtaining written approvals of the reporting units as defined in Article 61 of the Law.

³ **Capital city:** Podgorica.

Seaside resorts: Bar, Budva, Kotor, Tivat, Ulcinj i Herceg Novi.

Mountain resorts: Andrijevisa, Gusinje, Kolasin, Plav, Pluzine, Rozaje, Savnik i Zabljak.

Other resorts: Berane, Bijelo Polje, Cetinje, Mojkovac, Nikšić, Petnjica, Pljevlja, Danilovgrad, Tuzi and Zeta.

Table 3. Arrivals and overnight stays of foreign tourists by country of residence in collective accommodation, November 2024

Country	Arrivals	Structure, in %	Overnight stays	Structure, in %
Foreign tourists	48 002	100.0	103 483	100.0
Europe	36 659	76.4	83 606	80.8
Albania	4 049	8.4	6 865	6.6
Austria	372	0.8	788	0.8
Belgium	1 171	2.4	1 516	1.5
Belarus	128	0.3	351	0.3
Bosnia and Herzegovina	1 202	2.5	2 392	2.3
Bulgaria	206	0.4	539	0.5
Czech Republic	102	0.2	188	0.2
Denmark	81	0.2	205	0.2
Estonia	80	0.2	250	0.2
Finland	71	0.1	216	0.2
France	2 313	4.8	4 603	4.4
Greece	567	1.2	822	0.8
Netherlands	257	0.5	586	0.6
Croatia	1 675	3.5	3 145	3.0
Ireland	166	0.3	338	0.3
Iceland	53	0.1	159	0.2
Italy	610	1.3	1 556	1.5
Cyprus	57	0.1	190	0.2
Kosovo	803	1.7	1 412	1.4
Latvia	30	0.1	104	0.1
Lithuania	90	0.2	191	0.2
Luxembourg	23	0.0	52	0.1
Hungary	178	0.4	421	0.4
Malta	30	0.1	46	0.0
North Macedonia	724	1.5	1 457	1.4
Norway	969	2.0	3 199	3.1
Germany	5 114	10.7	16 652	16.1
Poland	377	0.8	1 153	1.1
Portugal	114	0.2	336	0.3
Romania	194	0.4	534	0.5
Russian Federation	1 829	3.8	4 244	4.1
Slovakia	42	0.1	81	0.1
Slovenia	462	1.0	1 014	1.0
Serbia	4 972	10.4	10 551	10.2
Spain	181	0.4	401	0.4
Switzerland (including Liechtenstein)	187	0.4	354	0.3
Sweden	94	0.2	229	0.2
Turkey	4 865	10.1	10 382	10.0
Ukraine	370	0.8	1 034	1.0
United Kingdom	1 737	3.6	4 811	4.6
Other European countries	114	0.2	239	0.2
Non-European countries	11 343	23.6	19 877	19.2
South Africa	32	0.1	64	0.1
Other African countries	392	0.8	1 299	1.3
Canada	146	0.3	270	0.3
USA	1 130	2.4	2 614	2.5
Other Northern American countries	190	0.4	385	0.4
Argentina	68	0.1	115	0.1
Brasil	105	0.2	253	0.2
Chile	14	0.0	33	0.0
Other Central or South American countries	212	0.4	491	0.5
China (including Hong Kong)	5 259	11.0	6 511	6.3
Japan	56	0.1	87	0.1
Republic of Korea	413	0.9	450	0.4
Israel	1 309	2.7	3 611	3.5
India	155	0.3	310	0.3
Azerbaijan	139	0.3	262	0.3
United Arab Emirates	34	0.1	64	0.1
Other Asian countries	1 429	3.0	2 591	2.5
Australia	157	0.3	313	0.3
New Zealand	30	0.1	57	0.1
Oceania and other territories	73	0.2	97	0.1

METHODOLOGICAL NOTES

Data on tourist traffic in collective accommodation (number of arrivals and overnight stays) have been collected by regular Monthly report on tourists arrivals and overnight stays in the collective accommodation establishments (form TU-11). Reports are made according to guest books which are led by reception of collective accommodation establishments (all types of hotels, vacation facilities, boarding houses, motels, tourist resorts, hostels, etc.). Collective accommodation establishments do not include individual, so-called "private accommodation" (rented accommodation in houses, rooms and apartments).

Tourist is a person who spends at least one night in an accommodation facility or some other object for accommodation of tourist, in a place other than his/her place of permanent residence for the reasons of rest or recreation, health, studies, sports, religion, family, business, public missions or meetings. Tourists do not include migrants, border workers, diplomats, member of military forces in the regular duty, refugees, etc. Tourists are not persons who stays longer than 12 consecutive months in place visited, persons engaged in some activity funded from the place of the visit, persons who regularly, daily and weekly travel to the place for work or study, migrants, border workers, diplomatic and consular representatives, refugees, displaced persons, persons in transit who do not formally enter the country, permanent residents who travel to another place with the intention to reside there permanently, people who are temporarily working in Montenegro and receive a salary for their work.

Domestic tourist is a person with permanent residence in Montenegro who temporarily resides in any place of Montenegro, and spends at least one night in accommodation facility.

Foreign tourist is a person with permanent residence outside Montenegro, who temporarily resides in any place in Montenegro, and spends at least one night in an accommodation facility.



The last published data are considered preliminary, and becomes final within the defined deadline, as forseen by the Statistical Release Calendar.

When using data please name the source:
„Data source: Statistical Office of Montenegro“

More information, as well as detailed methodological explanations can be found in the section: [Tourism](#)

Prepared by: Željko ŽIVKOVIĆ

Department: Business Statistics, Foreign Affiliates Statistics and Structural **Business** Statistics Department
contact@monstat.org

Contact for media:
mediji@monstat.org 
@monstat_me 

MONSTAT – Statistical Office of Montenegro 