

RELEASE 34/2023

Release date:  
21 March 2023

---

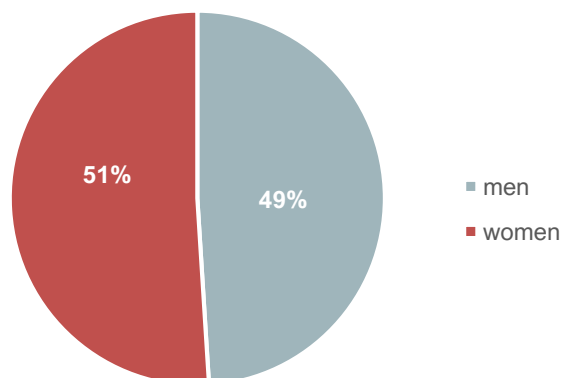
## Internal migration in Montenegro

---

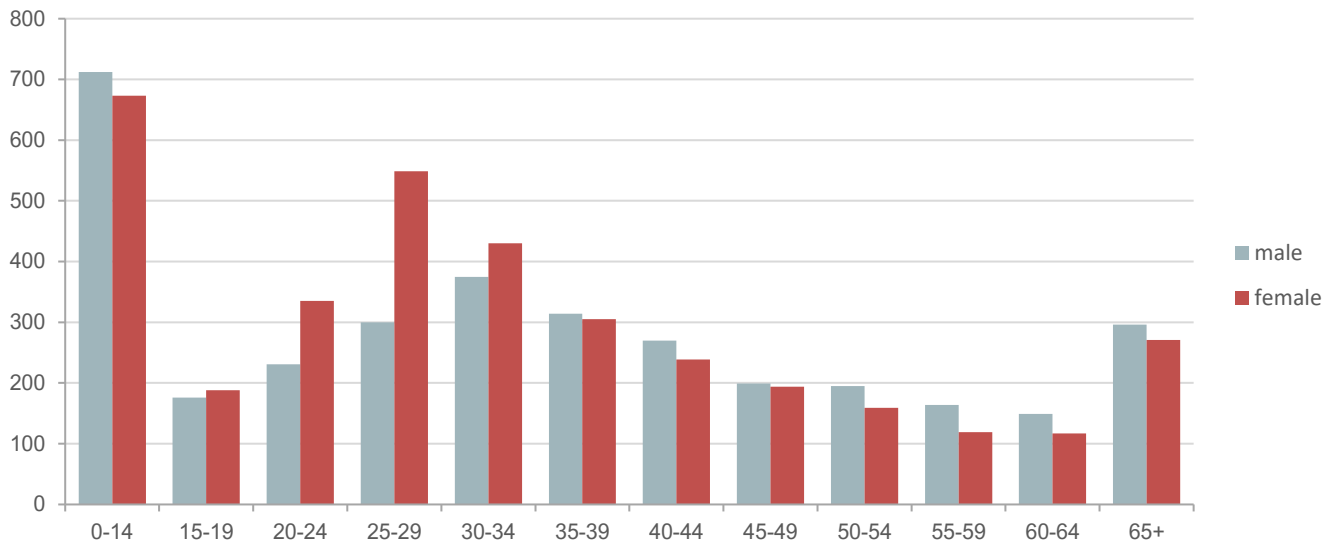
**2022**

The purpose of internal migration statistics is providing data needed for analysis of spatial movement of population. These data are used in statistics for calculation of estimated number of population, as well as for net migration which indicates change of population number by municipalities in Montenegro. Net migration of internal migration is zero which means that there is no change in total number of population in Montenegro when person changes place of residence within Montenegrin borders.

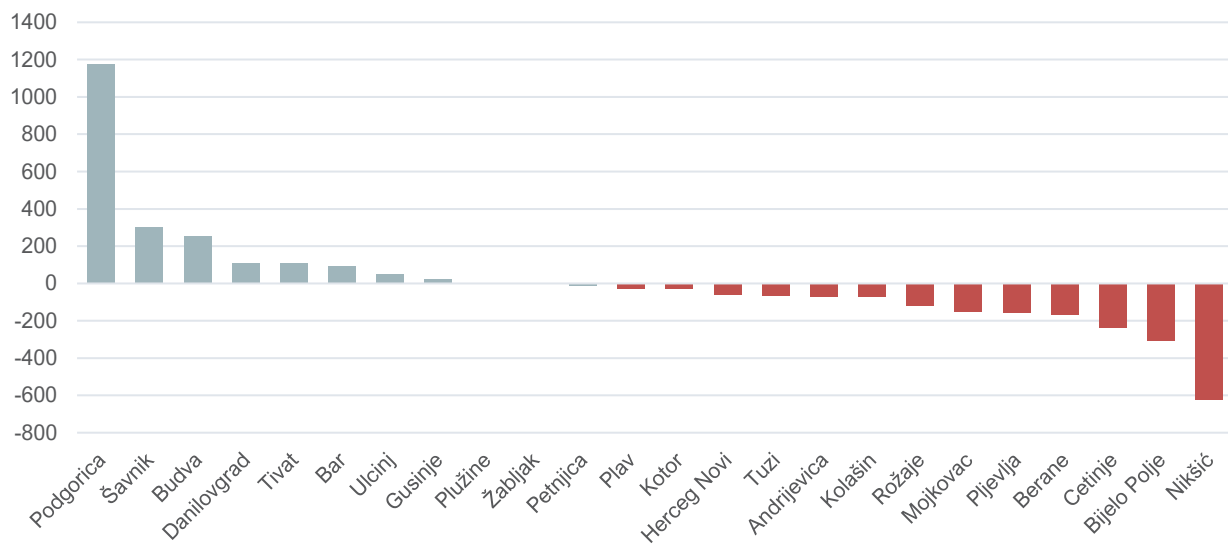
**Graph 1** Internal migration in Montenegro by sex



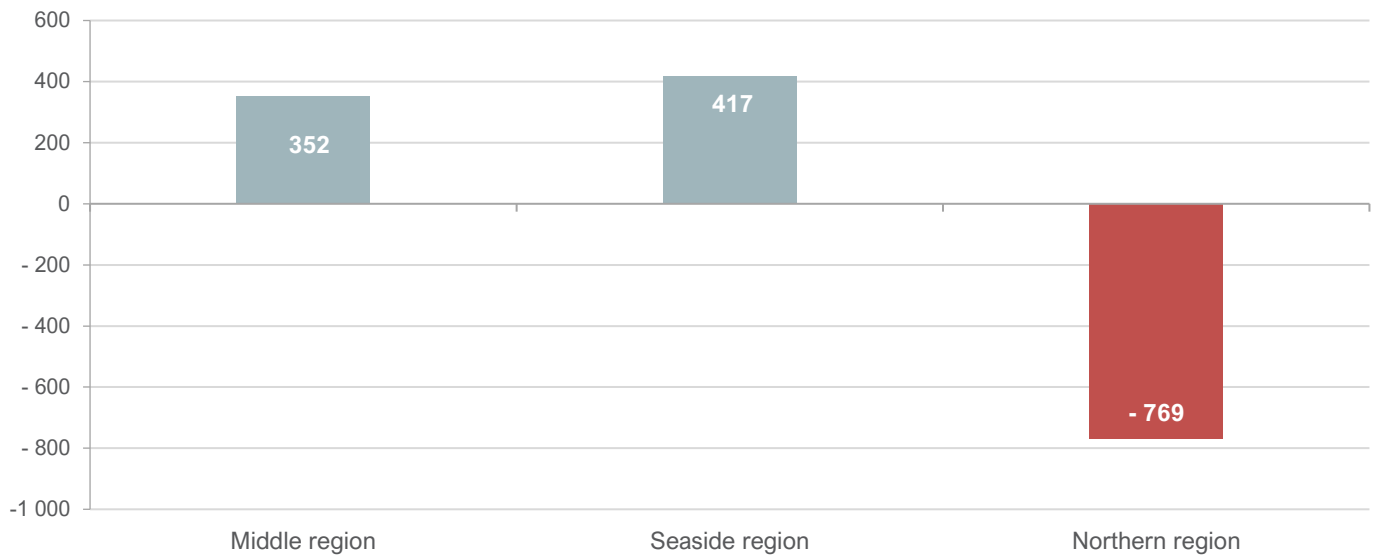
- Total number of population who moved within Montenegrin borders in 2022 is 6 960 inhabitants;
- Majority of that population are women with 51% or 3 579 while men are 49% from total number, i.e. 3 381 inhabitants.

**Graph 2** Internal migration by age and sex

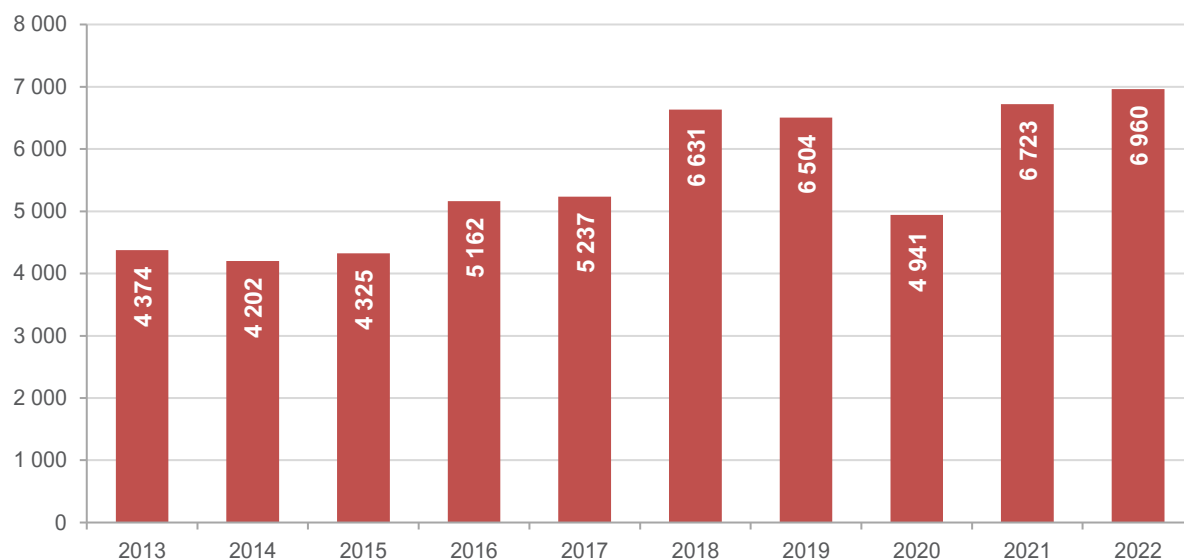
- Women aged from 15 to 34 are moved more than men same age group. The highest difference related to men is in age group 25 to 29 and it is 249;
- In all other age groups, more males than females change their place of residence. The highest difference related to females is in age group from 55 to 59 and it is 45.

**Graph 3** Net migration by municipalities

- In 2022 positive net migration was recorded in 10 municipalities;
- Difference between inhabitants who moved in and moved out is highest in Podgorica and it is 1 174;
- The highest negative net was recorded in Nikšić and it is 626 persons.

**Graph 4** Net migration by regions

- North region of Montenegro records net negative migration and it is 769 persons;
- Positive net migration is recorded in other two Montenegrin regions, and it is higher in seaside part, and it is 417 persons, while in central region it is 352 persons.

**Graph 5** Internal migration in Montenegro, 2013 - 2022

- During the previous decade, there was an evident trend of growth in the number of population who changed their place of residence within Montenegro except 2020, which was recognized as the first year of the COVID-19 pandemic with strict epidemiological measures;
- The number of persons who changed their place of residence in 2022 is 59% higher than in 2013.

## METHODOLOGICAL NOTES

### Sources and methods of data collection

Internal migrations are related to moving of population within borders of Montenegro. Data on internal migration are submitted from Register of Residence in the competence of Ministry of Internal Affairs. Collected data are based on the agreement between Statistical Office of Montenegro and Ministry of Internal Affairs.

### Coverage

Observation units are individual migration events (immigrations and emigrations) within Montenegrin borders.

### Definitions

Migration or moving of population is spatial movement of population from previous place of residence to other place.

Migrant is person who changed place of residence within borders of Montenegro.

Moved in person is person who registered place of residence in certain place in Montenegro and her/his previous place of residence was in some other place in Montenegro.

Move out person is person who cancelled residence from certain place in Montenegro with the intention to register it in some other place in Montenegro.

Migration population balance (net migration) is difference between number of immigrated and number of emigrated persons from certain areas or certain countries in some period of time. If number of immigrated is higher than number of emigrated persons we talk about positive migration balance, actually increase of number of population, and if there is more persons who moved out than immigrated, here it is about negative migration balance, i.e. decrease of number of population of given area or state.

Seaside region are municipalities: Bar, Budva, Herceg Novi, Kotor, Tivat, and Ulcinj.

Middle region are: capital Podgorica, old capital Cetinje and municipalities Danilovgrad, Niksic, and Tuzi.

Northern region are municipalities: Andrijevica, Berane, Bijelo Polje, Gusinje, Kolasin, Mojkovac, Petnjica, Plav, Pljevlja, Pluzine, Rozaje, Savnik, and Zabljak.

When using the data, state:

"Data source: Statistical Office - MONSTAT"

*More data, as well as detailed methodological notes can be found in the section: [Migrations](#)*