

RELEASE 47/2024

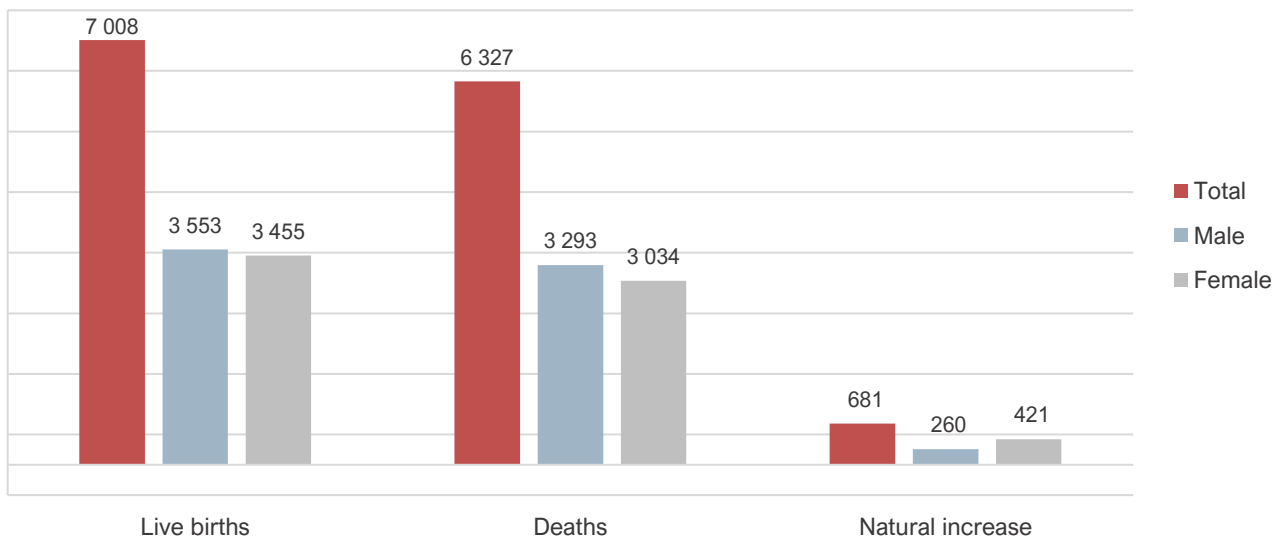
Release date:
11 April 2024

Vital statistics in Montenegro - Statistics of births and deaths -

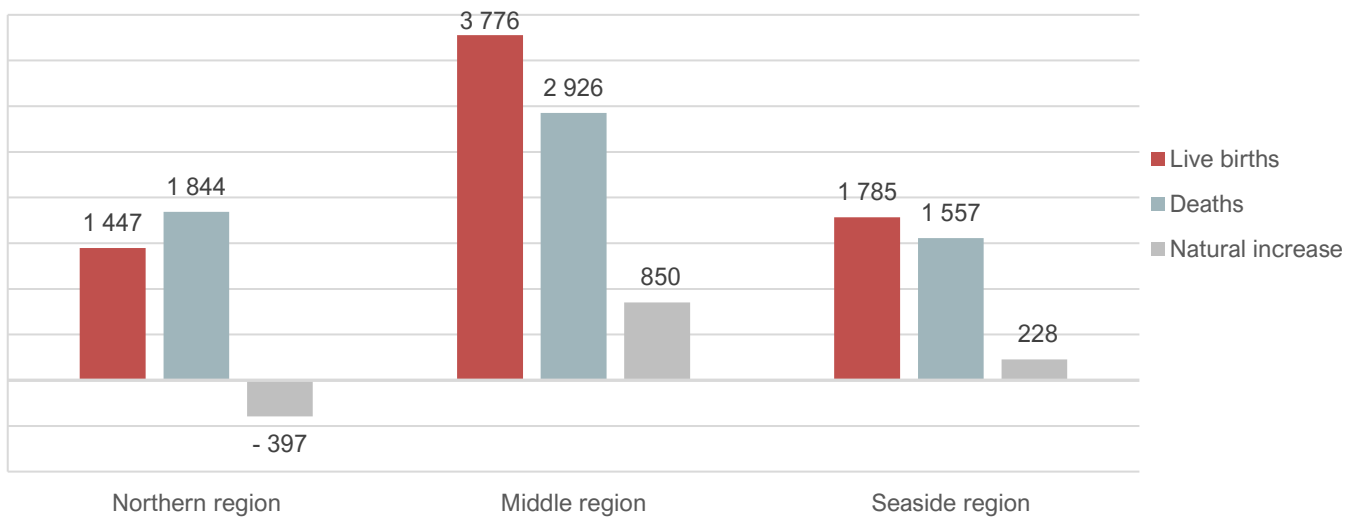
2023

The purpose of statistics on births and deaths is to collect the data necessary for the analysis of natural changes population in Montenegro and municipalities, births, fertility, mortality, and other indicators. The aim of birth and death statistics is to describe natural population changes through the number of live births and deaths.

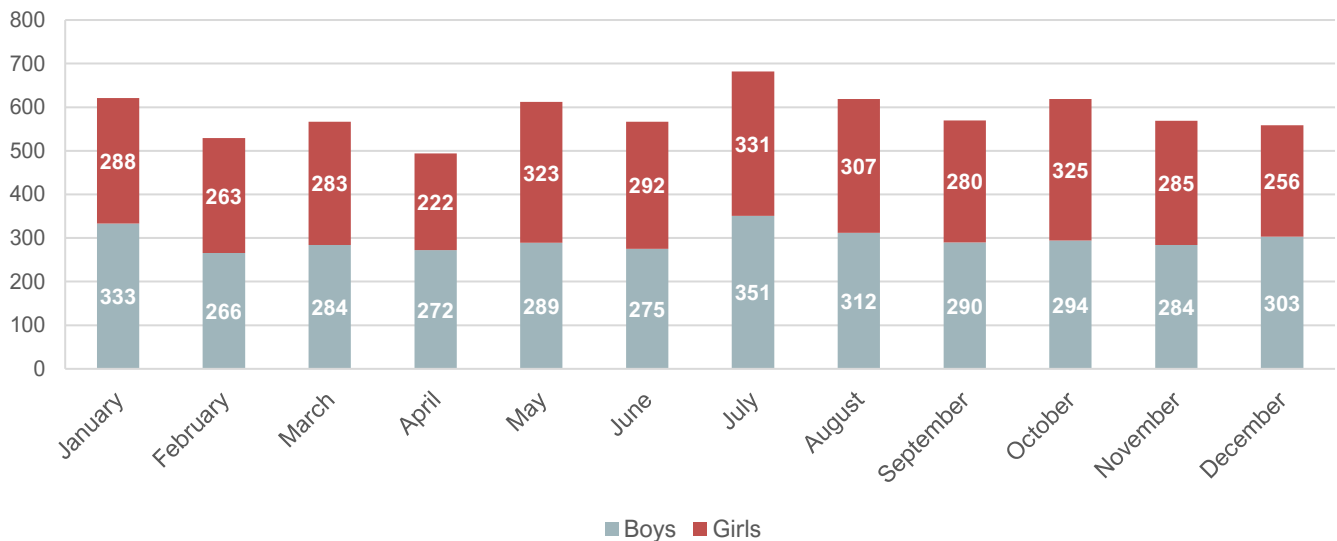
Graph 1. Vital statistics in Montenegro



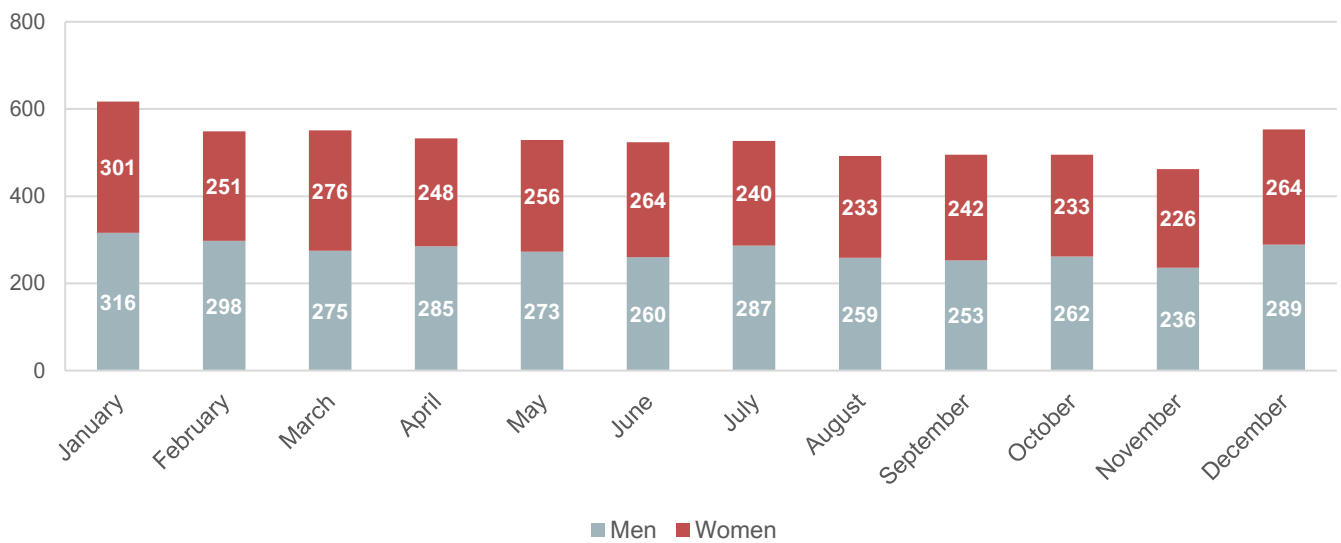
- In 2023, the natural increase in Montenegro is positive, and it is 681;
- In Montenegro in 2023, there were born 7 008 live births children, 3 553 or 50.7% are boys, and 3 455 or 49.3% are girls;
- In the same year there were 6 327 deaths. Out of that number, 3 293 are male, and 3 034 are female.

Graph 2. Live births, deaths and natural increase by regions

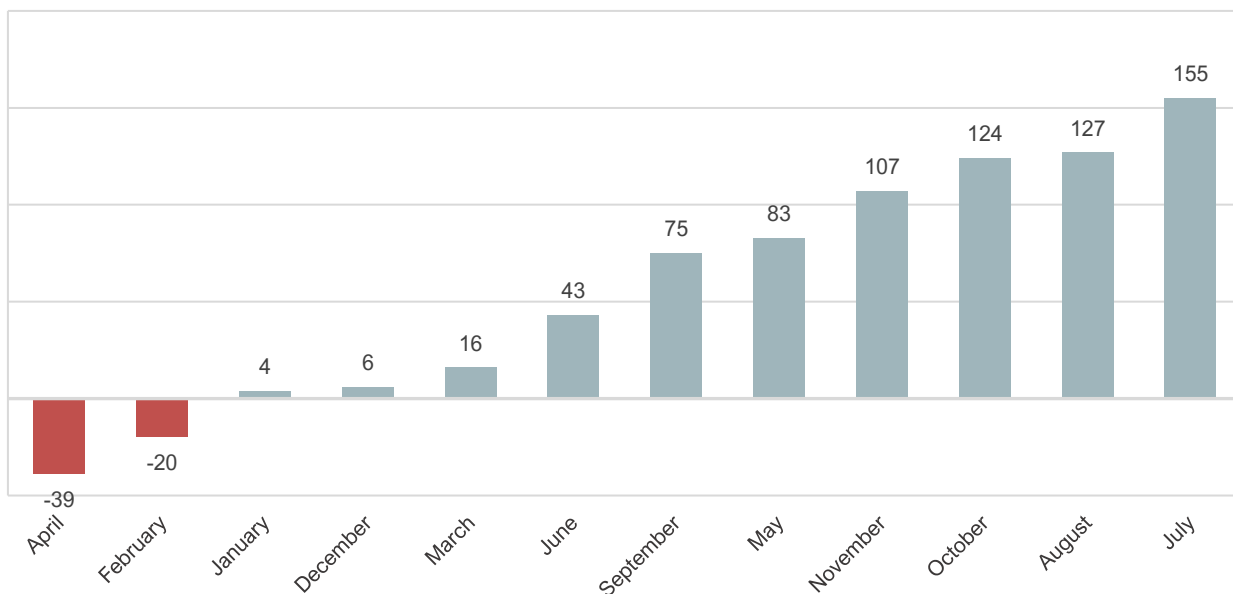
- Observed by region, the highest number of live births (3 776) and deaths (2926) was in Middle region;
- Northern region records negative natural increase, and it is -397. Positive natural increase is recorded in other two regions, and it is higher in Middle region, and it is 850, while in the Seaside region is 228.

Graph 3. Live births by sex and month of birth

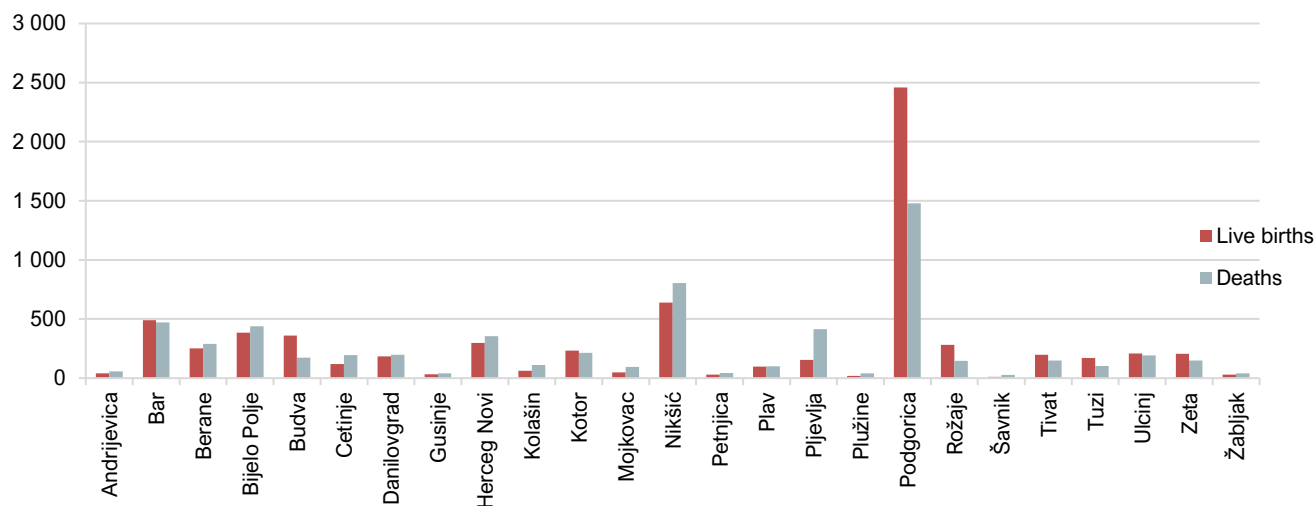
- The lowest number of live births is in April 494, out of that number 272 were boys, and 222 girls;
- The highest number of live births is in July 682, out of that number 351 were boys, and 331 girls.

Graph 4. Deaths by sex and month of death

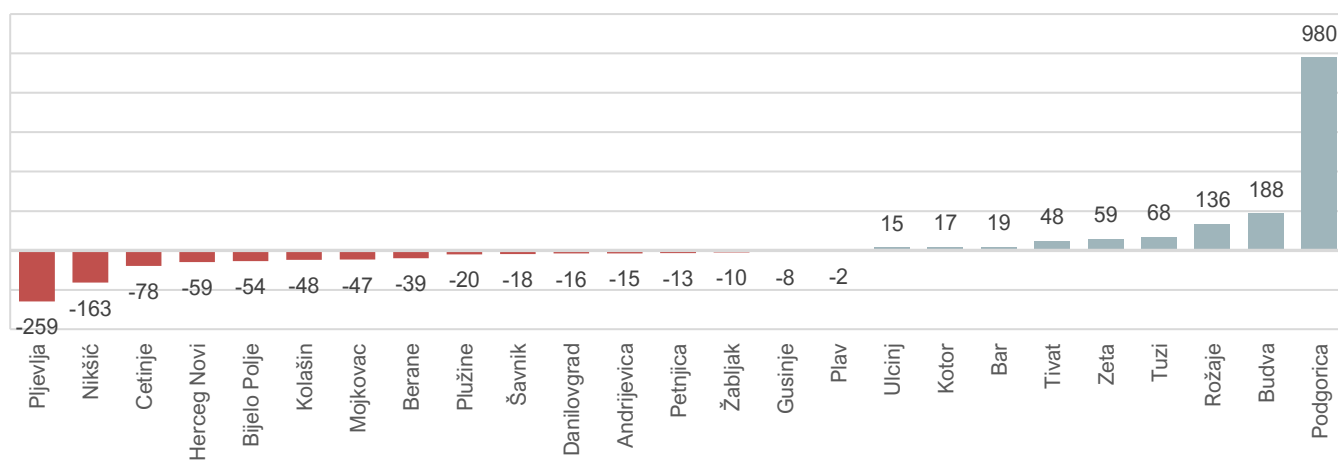
- The lowest number of deaths were in November 462, out of that number 236 were men, and 226 women;
- The highest number of deaths were in January 617, out of that number 316 were men, and 301 women.

Graph 5. Natural increase by months

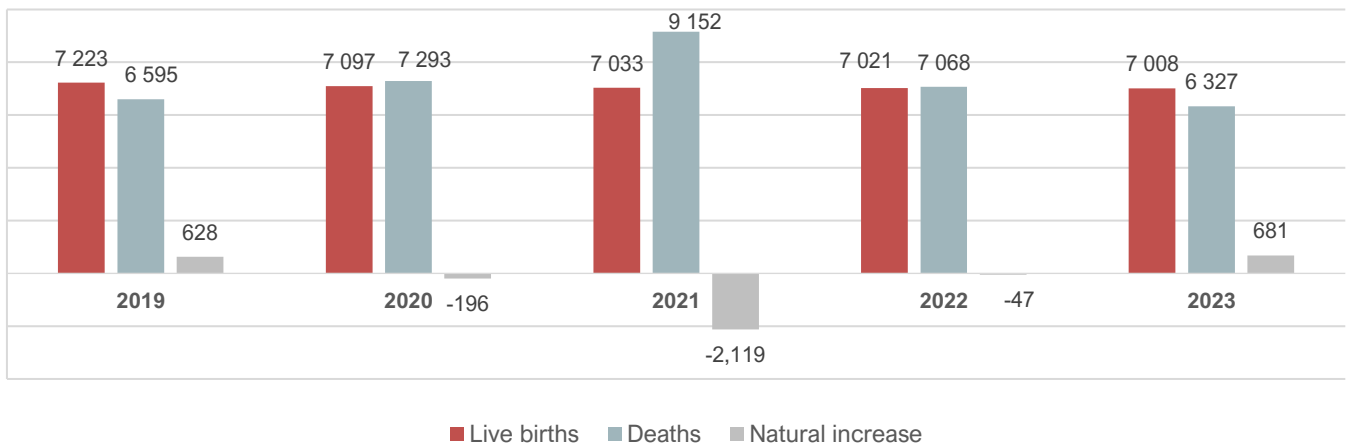
- For 10 months in 2023, a positive natural increase was recorded, while for 2 months it was negative;
- The highest natural increase was in July, and it was 155;
- The lowest natural increase was in April, and it was -39.

Graph 6. Live births and deaths by municipalities

- The highest number of live birth children was recorded in Podgorica (2 458), which makes more than one third (35.1%) of live births in Montenegro;
- The lowest number of live birth children was in Savnik (10);
- The highest number of deaths were in Podgorica (1 478), which is about one quarter (23.4%) out of the total number of deaths in Montenegro.

Graph 7. Natural increase by municipalities

- Natural increase is positive in 9 municipalities, while negative one is present in 16 municipalities;
- The highest natural increase was in Podgorica (980), followed by Budva (188);
- Pijevlja has the lowest natural increase, -259.

Graph 8. Natural movement of population in Montenegro for the last five years

In the 2019 – 2023 period:

- The highest number of live birth children was in 2019, and it was 7 223;
- The lowest number of live birth children was in 2023, and it was 7 008;
- The highest number of deaths, 9 152 was in 2021;
- The lowest number of deaths, 6 327 was in 2023;
- The highest natural increase was recorded in 2023, and it was 681;
- The lowest natural increase was recorded in 2021, and it was -2 119.

A negative natural increase at the level of Montenegro was for the first time recorded in 2020, when it amounted -196, which was recognized as the first year of the COVID-19 pandemic. During 2021, there was an abrupt increase in the number of deaths, which caused a raise of negative natural increase.

METHODOLOGICAL NOTES

Data source

A producer of statistics of births and deaths is the Statistical Office. Collected data are based on the agreement between Statistical Office, and Ministry of Interior.

Coverage

Statistics of births covers all cases of live births registered in the Register of Birth, whose mothers have permanent or temporary residence in Montenegro. Statistics of deaths covers all cases of deaths cases registered in Register of Deaths, who have permanent or temporary residence in Montenegro.

Definitions

Live birth child is a child who after birth, even if for a short time, shows signs of life (breathing, actually heart beating).

Dead is a person where in any time after the birth all life signs stopped.

Natural increase is the difference in number of live births and dead in a certain period. Natural increase may be positive (number of live births is higher than number of deaths), negative (number of live births is less than number of deaths) or zero (number of live births equals to number of deaths).

Seaside region are municipalities: Bar, Budva, Herceg Novi, Kotor, Tivat, and Ulcinj.

Middle region is: capital Podgorica, old capital Cetinje, and municipalities Danilovgrad, Niksic, Tuzi, and Zeta.

Northern region are municipalities: Andrijevica, Berane, Bijelo Polje, Gusinje, Kolasin, Mojkovac, Petnjica, Plav, Pljevlja, Pluzine, Rozaje, Savnik, and Zabljak.

When using the data, state:

"Data source: Statistical Office - MONSTAT"

More data, as well as detailed methodological notes can be found in the section: [Statistics of births and deaths](#)