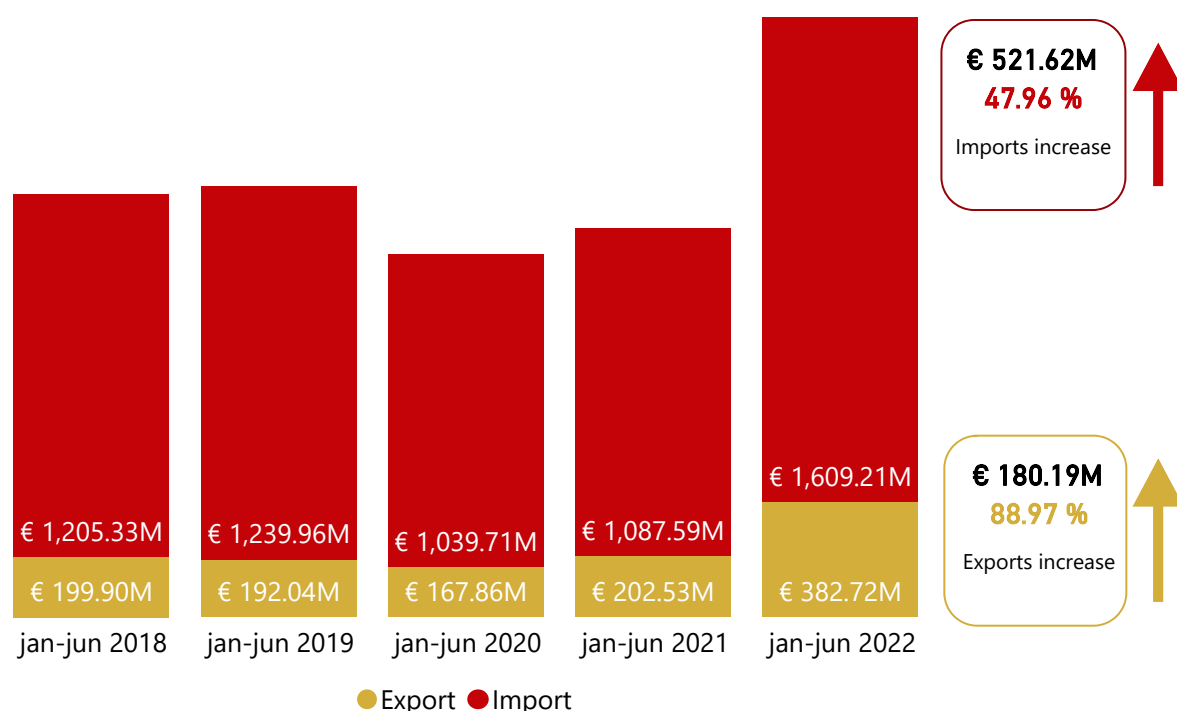


# Montenegrin foreign trade of goods for the first six months of years 2018 - 2022

## Imports and exports by years

Exports vs imports in millions of euros per year



The highest export was for the period January-June 2022 and it is 88.97% higher than export for the same period in 2021.


The lowest export, for the reported period, was in 2020.

Exports in the period January-June 2022 represent 33.42% of the total exports for the reported period.

The imports were the highest in the period January-June 2022 and represent 26.03% of the total imports for the reported period.

The lowest value of imports, was in 2020.

## Clothes imports in the first half of 2022




## Wine and beer exports & imports in the first half of 2022



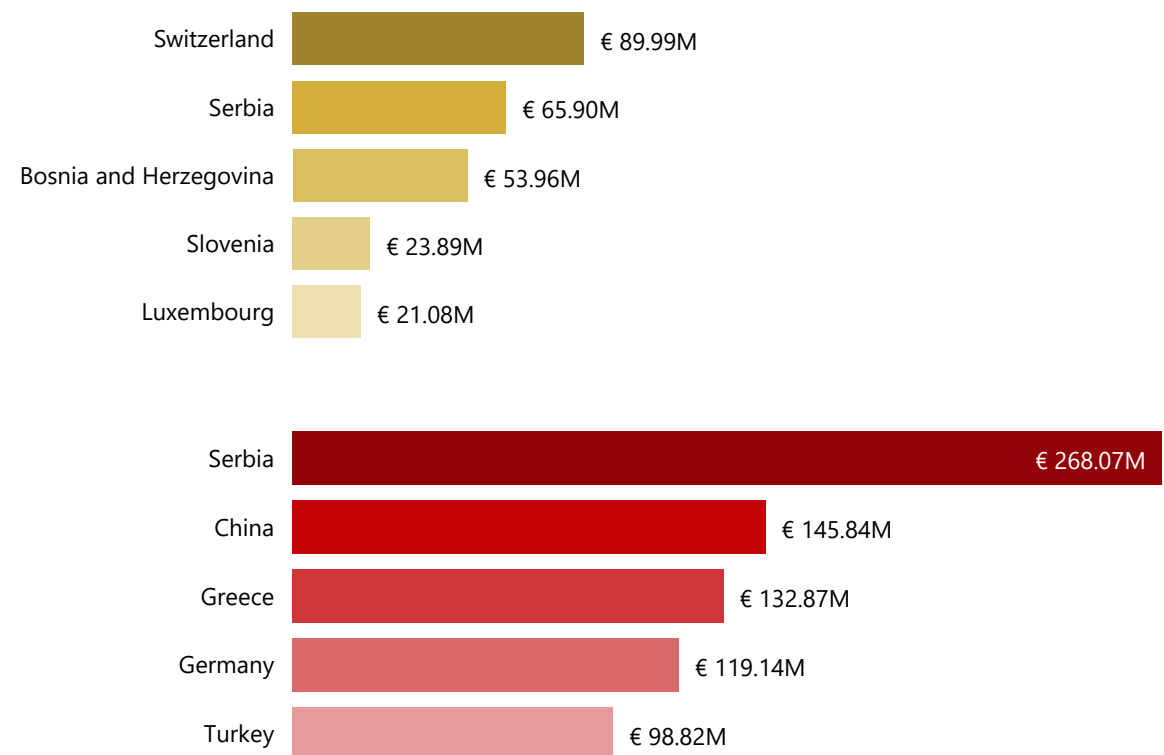
## Export and import of electricity in the first half of 2022



## Top 5 exports and imports in the first half of 2022



## Top 5 countries for exports and imports in the first half of 2022



Data source: www.monstat.org.

Trade classification used: Standard international trade classification, SITC.

Exports are presented in yellow, and imports in red.

Amounts are expressed in millions of euros.

The notation for decimal separations is "."

for separating thousands it is ","

The two-digit number in front of the category of product name is a code.

Clothes: 84:Articles of apparel and clothing accessories; Wine: 1121:Wine of fresh grapes (including fortified wine); grape must in fermentation or with fermentation arrested; Beer: 1123:Beer made from malt (including ale, stout and porter); Electric current: 35:Electric current

