

## Marriages and divorces in Montenegro, 2013

*In Montenegro, it was 3847 marriages, and 499 divorces, in 2013.*

*The number of marriages in 2013 is higher for 16.4 compare to 2012.*

*The average age of groom for the first marriage in 2013 is 31.3 and bride 27.6 years.*

*Of the total number of marriages:*

- 91.9% (3 537) of groom and 94.1% (3 621) of bride get first marriage
- 7.5% (288) of groom, and 5.3% (203) of bride get second marriage
- 0.6% (22) of groom and 0.6% (23) of bride get third and over marriage

*The highest number of marriages in 2013 was recorded in September 462 what are 12% from the total number of marriages.*

*In 2013 were 499 divorced, what is 3.1% less than in the 2012. The number of divorces per 1 000 marriages was 129.7.*

*Average age of husband at the moment of divorces in 2013 is 40.5 years and wife 36.4.*

*The average duration of a marriage ended in divorce was 10.9 years.*

- 4.2% divorces were divorced in the first year of marriage;
- 50.5% of divorces lasted 1 to 9 years;
- 18.4% were divorced after 20 or more years of marriage.

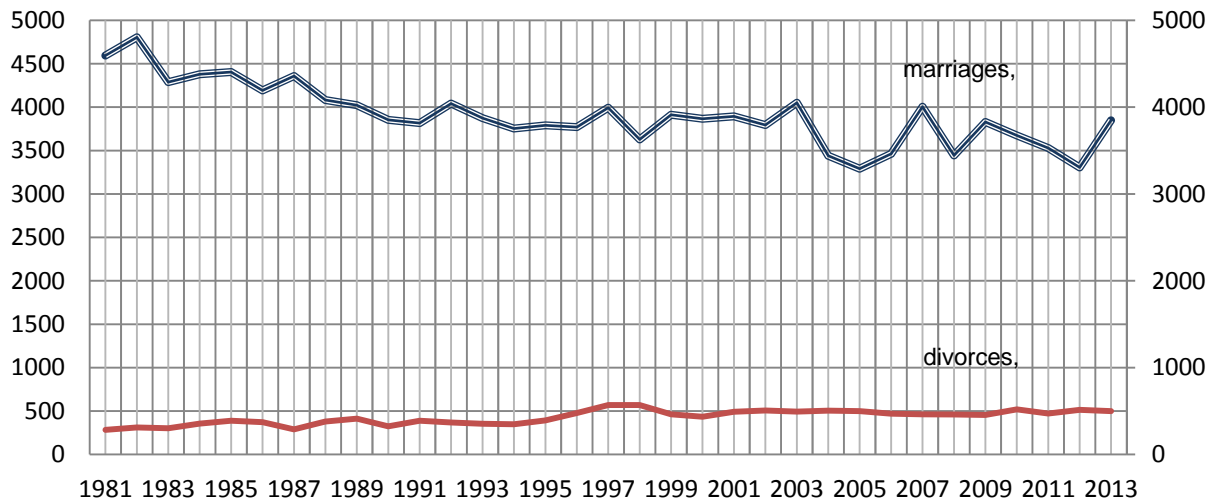
*In 39.9% of divorces were no dependent children, at 50.9% of divorces were one or two children, and 9.2% of divorces were three or more dependent children.*

*Of the total number of divorces with dependent children (300) in 85% of cases dependent children were entrusted to wife, while 14% to husband. The woman and her husband were untrusted children from 1% divorces with dependent children.*

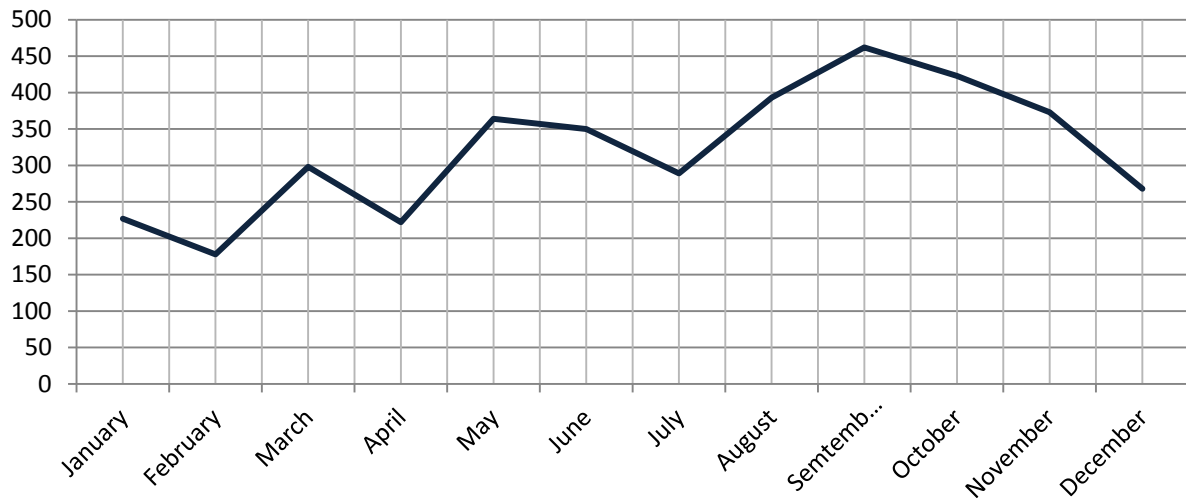
### Marriages and divorces, Montenegro 2013

	1990	2000	2010	2011	2012	2013
<b>Marriages</b>	3853	3866	3676	3528	3305	3847
<b>Divorces</b>	324	435	520	471	515	499
<b>Number of divorces per 1 000 marriages</b>	84,1	112,5	141,5	133,5	155,2	129,7
<b>Average age of first marriages</b>						
<b>Bride</b>	24,1	24,9	26,7	27,1	27,4	27,6
<b>Groom</b>	28,8	29,8	30,8	31,1	31,2	31,3

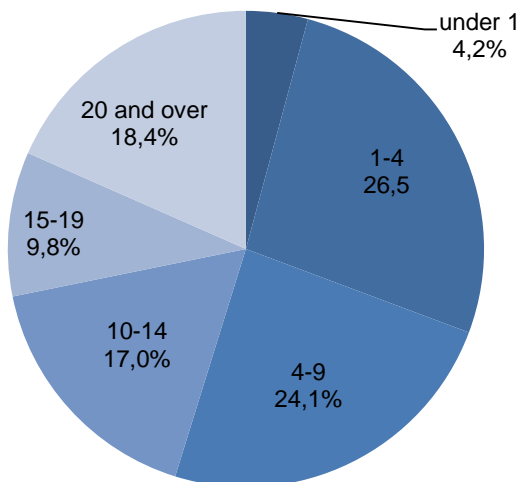
### Marriages and divorces, 1981-2013



### Marriages by month, 2013



### Divorces by duration of marriages, 2013



## METHODOLOGICAL NOTES

**Statistics marriages** aim to produce data that allow basic demographic analysis of the population at the level of Montenegro or municipalities. The survey collects data on marriage, as well as basic demographic, educational, and economic data on persons who get marriage.

**The divorce statistics** aims to produce data that allow basic demographic analysis of the population at the level of Montenegro or municipalities. The survey collects data on marriage, basic demographic, educational, and economic data on persons who are divorcing and the data on their children.

Data are the basis for calculating the number of analytical demographic indicators used for the purpose of making the analysis of any current or future structure of the population.

### **Sources of data**

Data on marriages collected by municipality local offices. Data on divorces collected in courts with jurisdiction over the divorce.

### **Coverage and comparability**

Data on marriages and divorces are collected and processed in accordance with the definition of the total population, according to the international (UN, Eurostat). According to this definition, data on marriages and divorces are processed since 2005. In comparisons of data especially rates should take into account the changing definition of the total population.

According to the regulations on keeping registers cases of marriage should be entered in the register of the area in which they occurred, regardless of whether people live in this area or not. In the analysis of statistical point is done regrouping, so the results reported by residence, and divorces in the last place of common residence.

The statistics of marriages each unit of observation is lawful marriage, and the statistics of divorces every marriage is a final judgment of a competent court divorced.

### **Definitions and explanations**

**Marriage** is regulated by the law of husband and wife.

**Divorces** is the final judgment of a competent court terminated marriage.

**Marital status** is characteristic for which is taken into account only the legal marital status. This means the married / married persons who considered only the events in the observed occurrence was in a marriage concluded in accordance with legal provisions, and are considered in the divorced person whose marriage is legally dissolved.

**Age** is expressed in completed years of age. Calculated on the basis of date of birth of persons and the date when the case occurred. In most tables age was reported in the five-year age groups.

**The rate of divorce** is the number of divorces per 1 000 marriages.

### **Legal base**

Data on related statistics are collected in accordance with the Law on Official Statistics and the system of official statistics ("Off. Gazette of Montenegro", no. 18/12 of 30.03.2012. ).

Law on official statistics and the system of official statistics reporting units are required to provide data and individual data obtained in the research are protected and used only for statistical purposes.

**Published and printed by the Statistical Office of Montenegro (MONSTAT)  
81000 Podgorica, IV Proleterske br. 2, phone (+382) 20 230-811, faks (+382) 20 230-814**

**Release prepared by:**

**Sonja Jovanovic**

e-mail: [contact@monstat.org](mailto:contact@monstat.org)