

Marriages and divorces in Montenegro in 2018

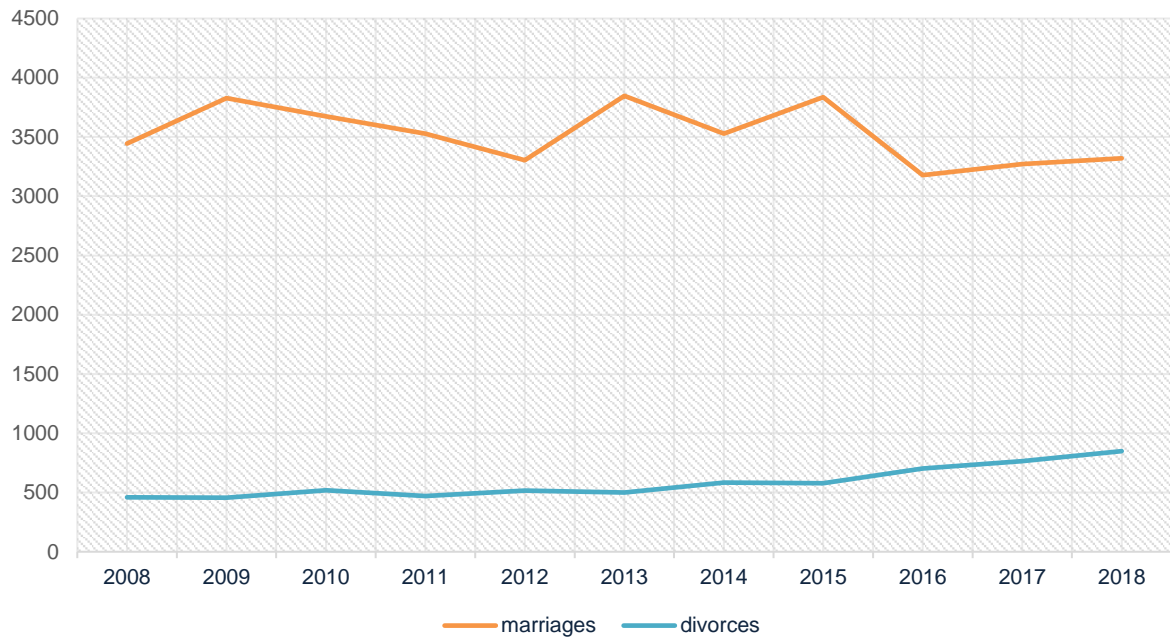
In 2018 in Montenegro were 3 321 marriages and 849 divorced.

The number of marriages in 2018 is 1.5% higher than in the 2017. The statistics of marriages in 2018 records increase in the number of divorces by 11.0% compared to 2017, or increase from 765 in 2017 to 849 divorces in 2018.

Table 1. Marriages and divorces, Montenegro 2018

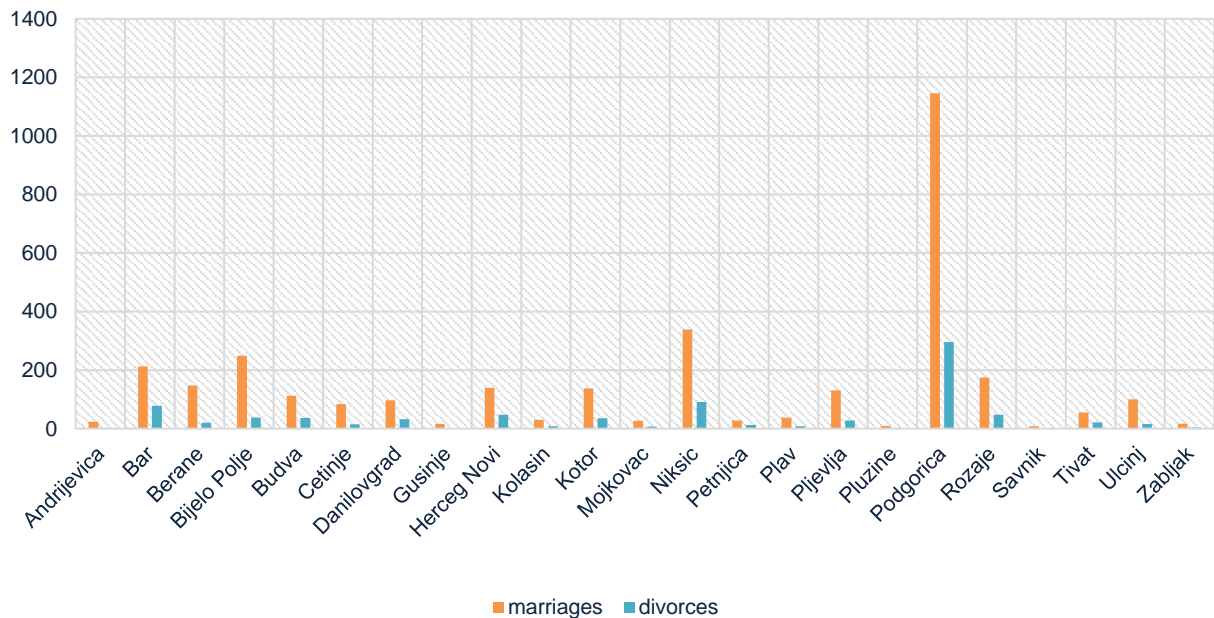
	1990	2000	2015	2016	2017	2018
Marriages	3 853	3 866	3 837	3 178	3 272	3 321
Divorces	324	435	577	703	765	849
Number of divorces per 1 000 marriages	84.1	112.5	150.4	221.2	233.8	255.6
The average age at first marriage						
Bride	24,1	24,9	27,7	28,5	28,0	28,1
Groom	28.8	29.8	31.3	32.5	31.5	31.5

Chart 1. Marriages and divorces, 2008-2018.



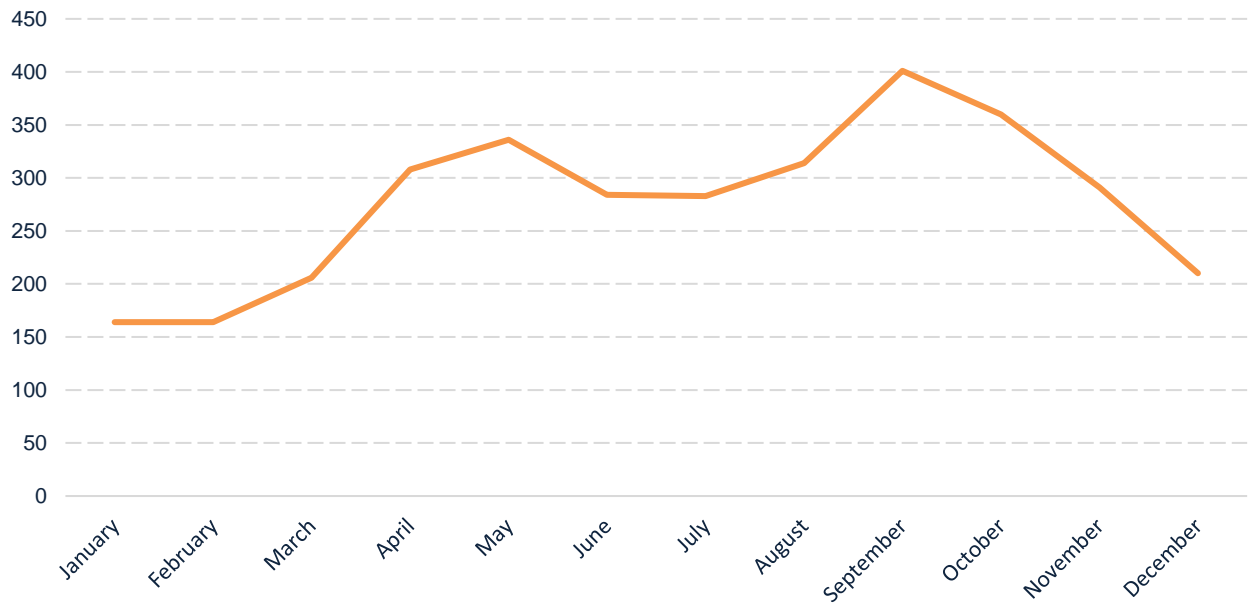
In the observed period, the highest number of marriages was in 2013 when there were 3 847 marriages, while the highest number of divorces was in 2018 when there were 849 divorces.

Chart 2. Marriages and divorces by municipalities, 2018



- The highest number of marriages by municipalities is in Podgorica 1 146 while the smallest is in Savnik, only 8 marriages.
- In the municipality of Podgorica were the highest number of divorced 296 marriages, while there are no divorces in Savnik and Pluzine.

Chart 3. Marriages and divorces by months, 2018



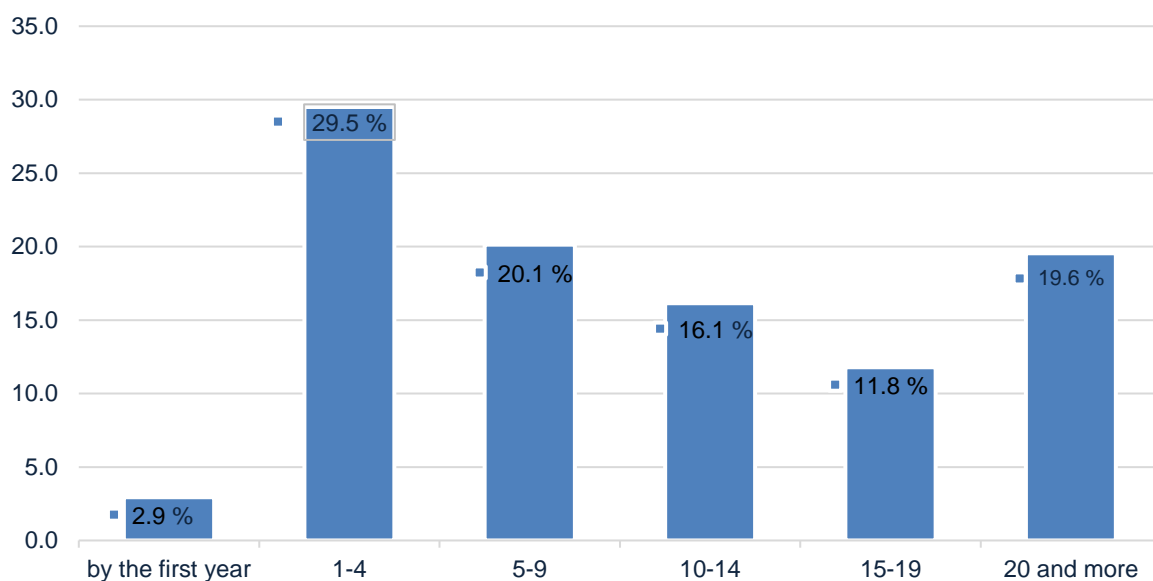
Wedding month is September. In September, there were 401 marriages which is 12.1% of the total number of marriages.

The average age of bride at the first marriage was 28 years, and for a groom 31 years.

Of the total number of marriages:

- 93.9% of brides (3 117) and 92.4% of grooms (3 069) concluded its first marriage;*
- 4.5% of brides (151) and 5.7% of grooms (189) concluded its second marriage;*
- 0.3% of brides (10) and 0.6% of grooms (20) concluded its third and over marriage.*
- no information about order of marriage 1.3% (43).*

Chart 4. Divorces by duration of marriages, 2018



The average duration of divorces was 11 years.

- *Of the total number of divorces 2.9% of divorces was in the first year of marriage;*
- *49.6% of divorces lasted 1 to 9 years;*
- *In the period of 10-19 years there was 27.9% divorces;*
- *19.6% were divorces after 20 and more years of duration.*

At the moment of divorce average age of wives was 37 and 41 of husbands. In 2018, the highest number of divorces are divorces with children, 499 (58.8%) divorces, while 350 (41.2%) marriages of the total number of divorces make divorces without children. Of the total number of divorces with dependent children in 83.6% of cases there were one or two children and in 16.4% of cases three and more dependent children.

The exercise of parental rights over the highest number of dependent children was entrusted to the mother, or in 73.9% of cases out of the total number of divorces with children 9.8% was entrusted to the father, 8.6% of children was entrusted to the mother and father, 0.8% of children to other persons on institution and no information about whom children was entrusted for 6.8%.

METHODOLOGICAL NOTES

Statistics of marriages aim to produce data that allow basic demographic analysis of the population at the level of Montenegro or municipalities. The survey collects data on marriage, as well as basic demographic, educational, and economic data on persons who get marriage.

The divorce statistics aims to produce data that allow basic demographic analysis of the population at the level of Montenegro or municipalities. The survey collects data on marriage, basic demographic, educational, and economic data on persons who are divorcing and the data on their children.

Data are the basis for calculating the number of analytical demographic indicators used for the purpose of making the analysis of any current or future structure of the population.

Sources of data

Data on marriages are collected by municipality local offices. Data on divorces are collected in courts with jurisdiction over the divorce.

Coverage and comparability

Data on marriages and divorces are collected and processed in accordance with the definition of the total population, according to the international (UN, Eurostat). According to this definition, data on marriages and divorces are processed since 2005. In comparisons of data especially rates should take into account the changing definition of the total population.

According to the regulations on keeping registers cases of marriage should be entered in the register of the area in which they occurred, regardless of whether people live in this area or not. In the analysis of statistical point is done regrouping, so the results reported by residence, and divorces in the last place of common residence.

The statistics of marriages each unit of observation is lawful marriage, and the statistics of divorces every marriage is a final judgment of a competent court divorced.

Definitions and explanations

Marriage is regulated by the law units of husband and wife.

Divorces are the final judgment of a competent court terminated marriage.

Marital status is characteristic for which is taken into account only the legal marital status. This means the married / married persons who considered only the events in the observed occurrence was in a marriage concluded in accordance with legal provisions, and are considered in the divorced person whose marriage is legally dissolved.

Age is expressed in completed years of age. Calculated on the basis of date of birth of persons and the date when the case occurred. In most tables age was reported in the five-year age groups.

Legal base

Data on related statistics are collected in accordance with the Law on Official Statistics and the system of official statistics ("Off. Gazette of Montenegro", no.18/12 of 30.03.2012.).

Law on official statistics and the system of official statistics reporting units are required to provide data and individual data obtained in the research are protected and used only for statistical purposes.

Issued and printed by the Statistical Office of Montenegro (MONSTAT)
81000 Podgorica, IV Proleterske no.2, telephone (+382) 20 230-966; telefaks (+382) 20 230-814

Release prepared by:

Sonja JOVANOVIĆ

Department for demography statistics, education, culture and justice

e-mail: contact@monstat.org