

Marriages and divorces in Montenegro, 2012

In Montenegro, it was 3 305 marriages, and 515 divorces, in 2011.

The number of marriages in 2012 decreased for 6.3% compared to 2011. Rate of marriage (number of marriages per 1 000 inhabitants) is 5.3.

In 2012 were 515 divorced which is 9.3% more than in the 2011. Number of divorces per 1 000 inhabitants was 0.8, while on 1 000 marriages were 155.8 divorce.

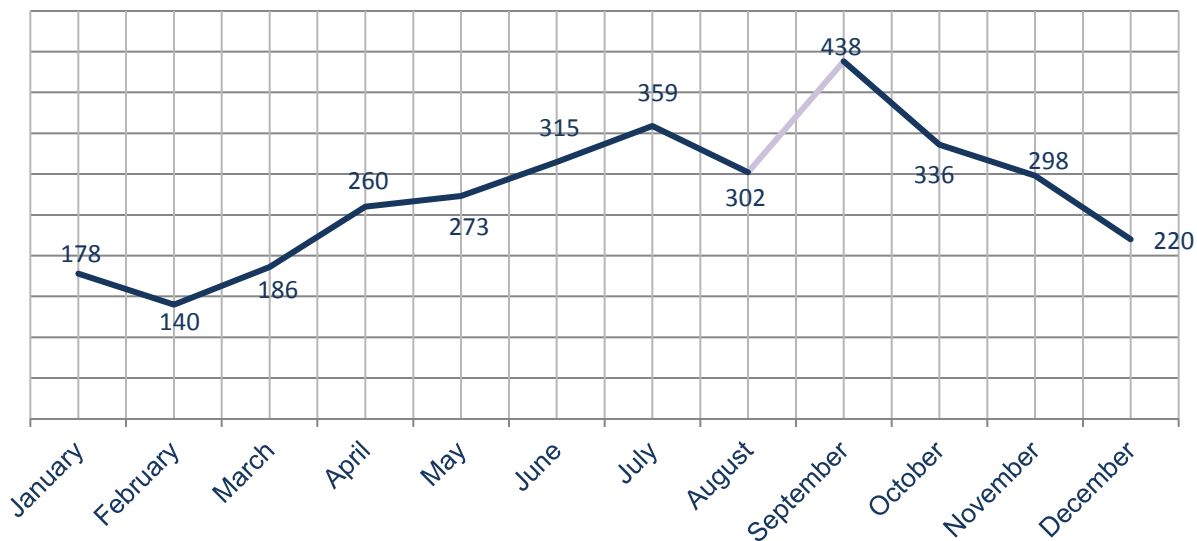
Marriages and divorces, Montenegro 2012

	1960	1980	2000	2010	2011	2012
Marriages	3 387	4 429	3 866	3 675	3 528	3 305
Divorces	399	259	435	520	471	515
on 1000 inhabitants						
Marriages	7.3	7.6	6.0	5.9	5.7	5.3
Divorces	0.9	0.4	0.7	0.8	0,8	0.8
Number of divorces on 1000 marriages ¹	117.8	58.5	112.5	141.5	133.5	155.8
Average age of first marriages						
Bride	22.0	23.1	24.9	26.7	27.1	27.4
Groom	26.7	27.5	29.8	30.8	31.1	31.2

¹Rates have been revised in accordance with the revision of the estimated population

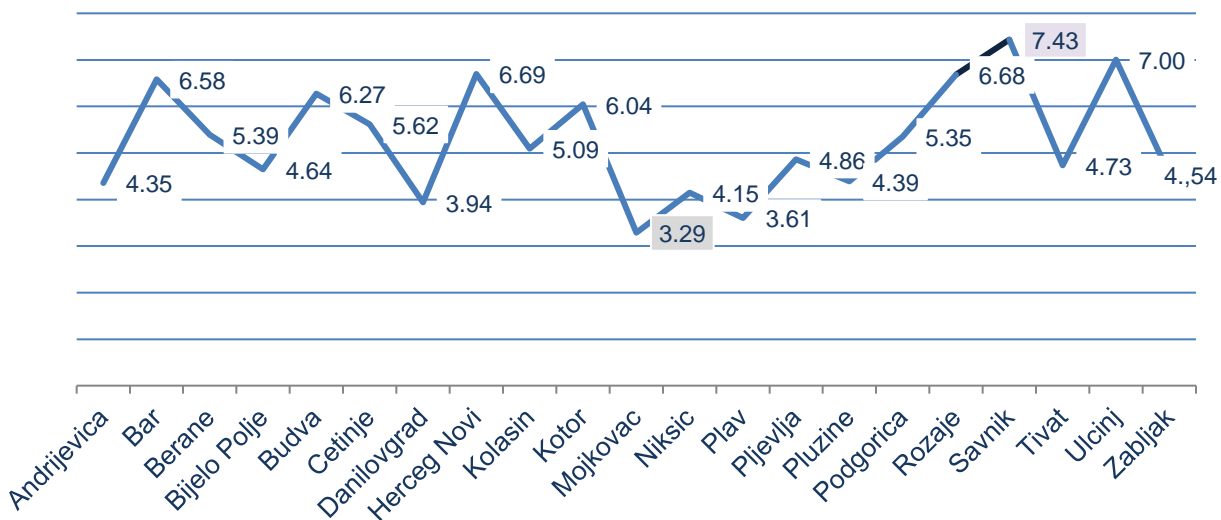
- *The average age of groom for the first marriage in 2012 is 31.2 and bride 27.4.*
- *Average age of husband at the moment of divorces in 2012 is 39.9, and wife 36.*

Marriages by month, 2012



- The higher number of marriages in 2012 was recorded in September 438 what are 13.2 from the total number of marriages.

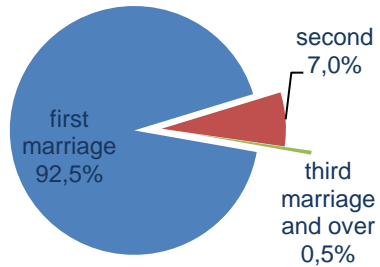
Rate of marriages by municipalities, 2012



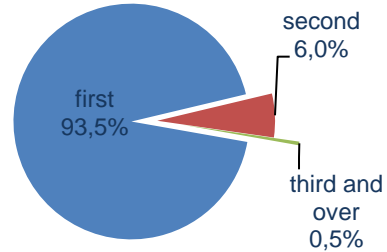
- The highest number of marriages on 1 000 inhabitants is recorded in Savnik 7,4 , then in Ulcinj 7,0 and the lowest number of marriages on 1 000 inhabitants recorded in Mojkovac 3,3

Marriages by ordinal number of marriage, 2012

Groom

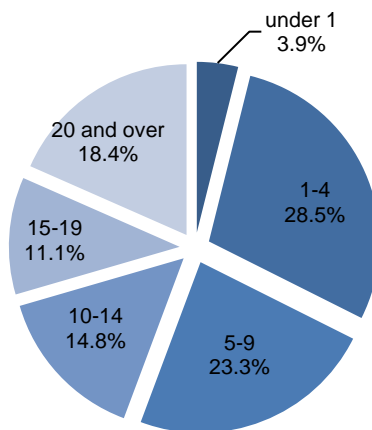


Bride



- 92.5% (3 057) of groom and 93.5% (3 090) of bride get first marriage
- 7.0% (233) of groom, and 6.0% (199) of bride get second marriage
- 0.5% (15) of groom and 0.5% (16) of bride get third and over marriage

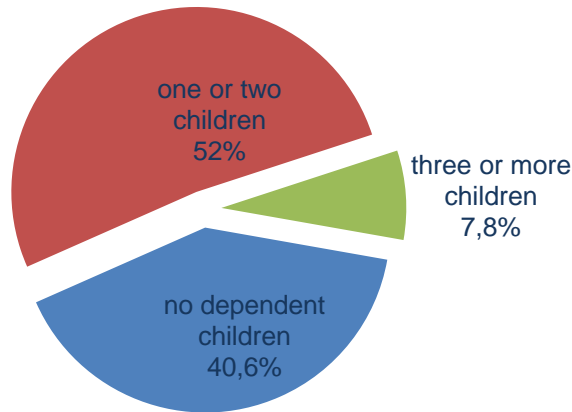
Divorces by duration of marriages, 2012



Divorces in 2012 lasted an average 11.2 years.

- of total number of divorces 3.9% of those who were divorced in the first year of marriage.
- 28.5% of divorces lasted 1-4 years
- 18.4% were divorced after 20 or more years of marriage.

Divorces by number of dependent children, 2012



- *In 40.6% of divorces was no dependent children, at 51.6% of divorces were one or two children, and 7.8% of divorces were three or more dependent children.*
- *Of the total number of divorces with dependent children (306) in 83.6% of cases dependent children were entrusted to wife, while 10.5% to husband. The woman and her husband were untrusted children from 5.6% divorces, and other persons and institutions untrusted children from 0.3% of divorce.*

METHODOLOGICAL NOTES

Statistics marriages aim to produce data that allow basic demographic analysis of the population at the level of Montenegro or municipalities. The survey collects data on marriage, as well as basic demographic, educational, and economic data on persons who get marriage.

The divorce statistics aims to produce data that allow basic demographic analysis of the population at the level of Montenegro or municipalities. The survey collects data on marriage, basic demographic, educational, and economic data on persons who are divorcing and the data on their children.

Data are the basis for calculating the number of analytical demographic indicators used for the purpose of making the analysis of any current or future structure of the population.

Sources of data

Data on marriages collected by municipality local offices. Data on divorces collected in courts with jurisdiction over the divorce.

Coverage and comparability

Data on marriages and divorces are collected and processed in accordance with the definition of the total population, according to the international (UN, Eurostat). According to this definition, data on marriages and divorces are processed since 2005. In comparisons of data especially rates should take into account the changing definition of the total population.

According to the regulations on keeping registers cases of marriage should be entered in the register of the area in which they occurred, regardless of whether people live in this area or not. In the analysis of statistical point is done regrouping, so the results reported by residence, and divorces in the last place of common residence.

The statistics of marriages each unit of observation is lawful marriage, and the statistics of divorces every marriage is a final judgment of a competent court divorced.

Definitions and explanations

Marriage is regulated by the law of husband and wife.

Divorces is the final judgment of a competent court terminated marriage.

Marital status is characteristic for which is taken into account only the legal marital status. This means the married / married persons who considered only the events in the observed occurrence was in a marriage concluded in accordance with legal provisions, and are considered in the divorced person whose marriage is legally dissolved.

Age is expressed in completed years of age. Calculated on the basis of date of birth of persons and the date when the case occurred. In most tables age was reported in the five-year age groups.

Marriage rate is the number of marriages per 1 000 inhabitants.

The rate of divorce is the number of divorces per 1 000 marriages.

Divorce rate is of divorces per 1 000 inhabitants.

Legal base

Data on related statistics are collected in accordance with the Law on Official Statistics and the system of official statistics ("Off. Gazette of Montenegro", no. 18/12 of 30.03.2012 and the Annual Plan of statistical survey ("Off. Gazette of Montenegro", no. 9/13 od 12.02.2013).

Law on official statistics and the system of official statistics reporting units are required to provide data and individual data obtained in the research are protected and used only for statistical purposes.

**Published and printed by the Statistical Office of Montenegro (MONSTAT)
81000 Podgorica, IV Proleterske br. 2, phone (+382) 20 230-811, faks (+382) 20 230-814**

**Release prepared by:
Sonja Jovanovic
e-mail: contact@monstat.org**