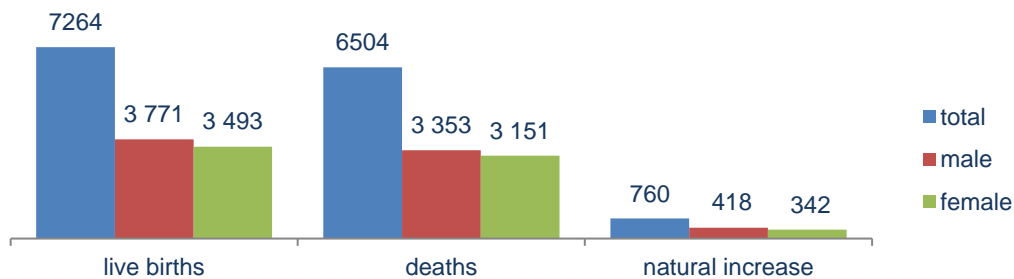


Vital statistics in Montenegro, 2018

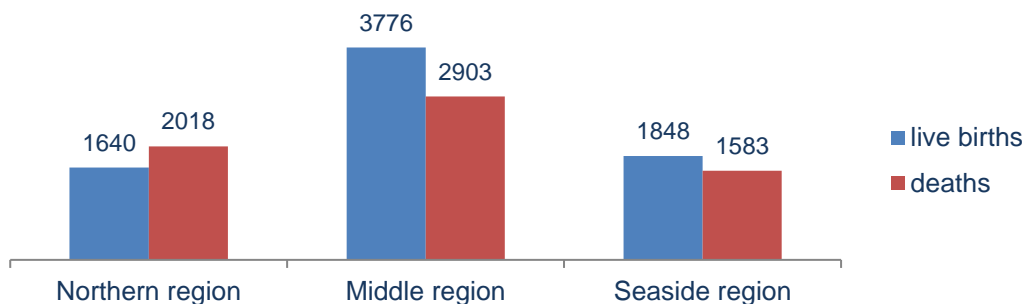
Statistics of birth and statistics of death

Graph 1. Vital statistics in Montenegro, 2018



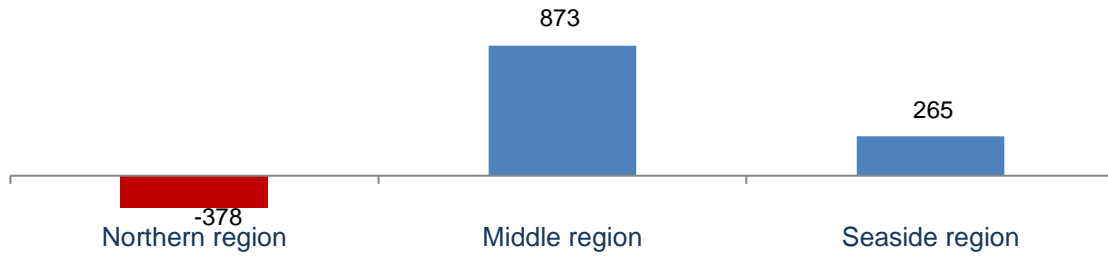
- *In Montenegro in 2018 there were born 7 264 live births children, 3 771 or 51, 9 % are boys, and 3 493 or 48,1 % are girls;*
- *In the same year there were dead 6 504 persons. From that number 3 353 are men, and 3 151 are women;*
- *In 2018 natural increase in Montenegro is positive and it is 760.*

Graph 2. Live births and deaths by regions, 2018



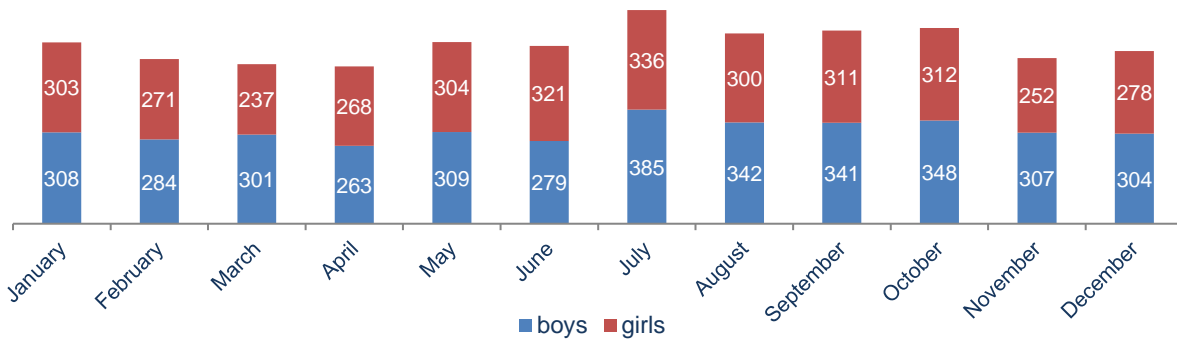
- *Observed by region, the highest number of live births (3 776) and deaths (2 903) was in Middle region.*

Graph 3. Natural increases by regions, 2018



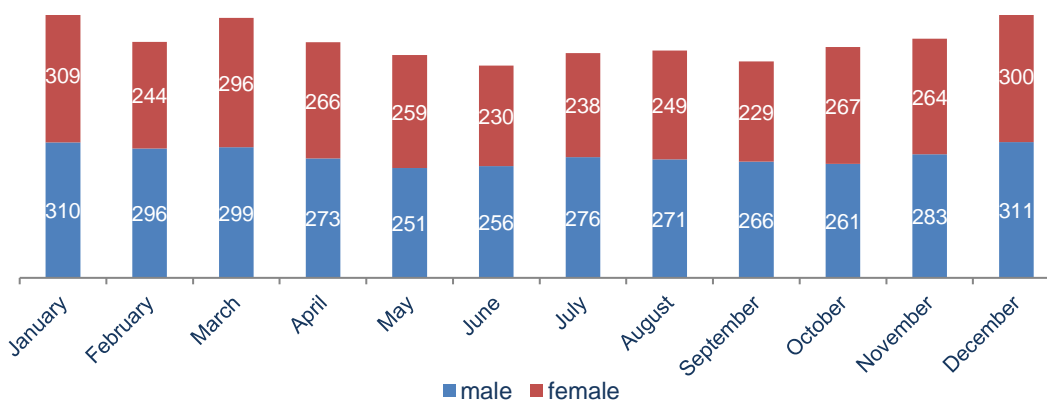
- In Middle and Seaside regions natural increase is positive, while in Northern region is negative.

Graph 4. Live births by sex and month of birth, 2018



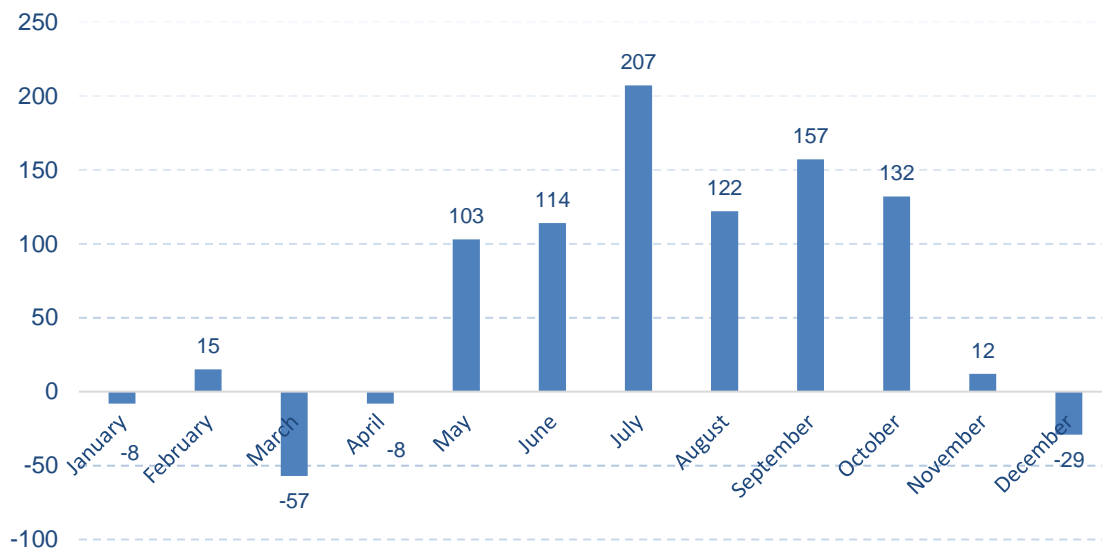
- The lowest number of live births is in April 531, from that 263 were boys and 268 girls;
- Monthly record for 2018 by number of live births is July, 721 live births children.

Graph 5. Deaths by sex and month of death, 2018



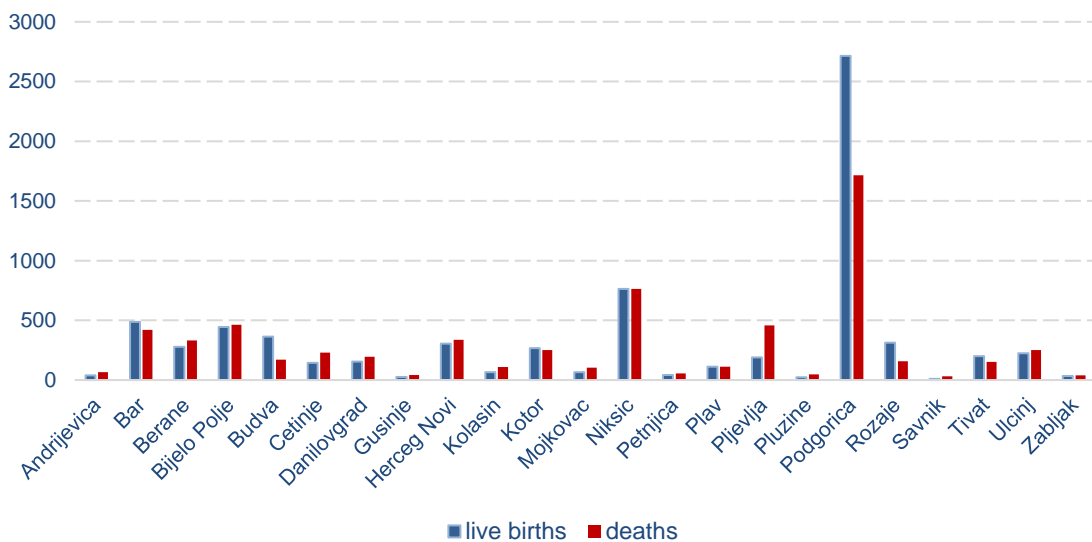
- The lowest number of deaths is in June 486, and the highest in January 619.

Graph 6. Natural increases by months, 2018



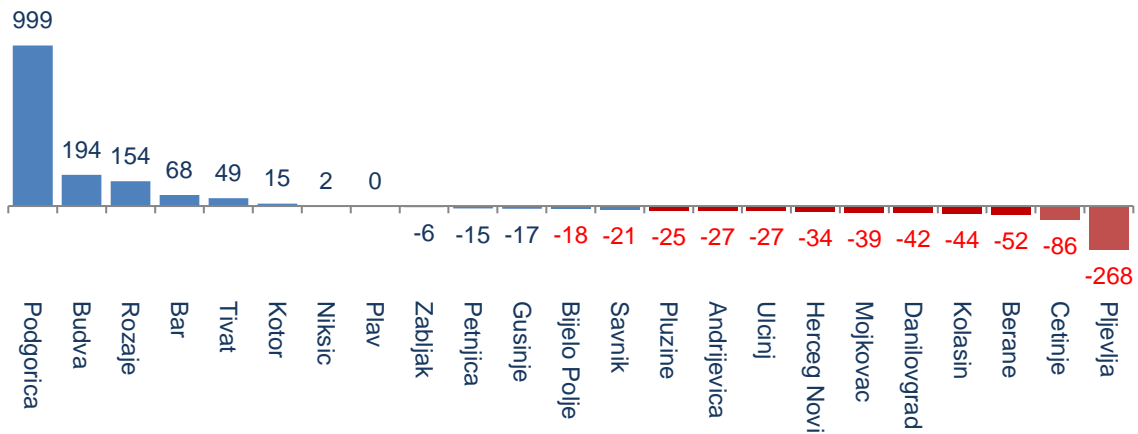
- The highest natural increase was in July and it was 207;
- Negative natural increase was in March and it was -57.

Graph 7. Live births and deaths by municipalities, 2018



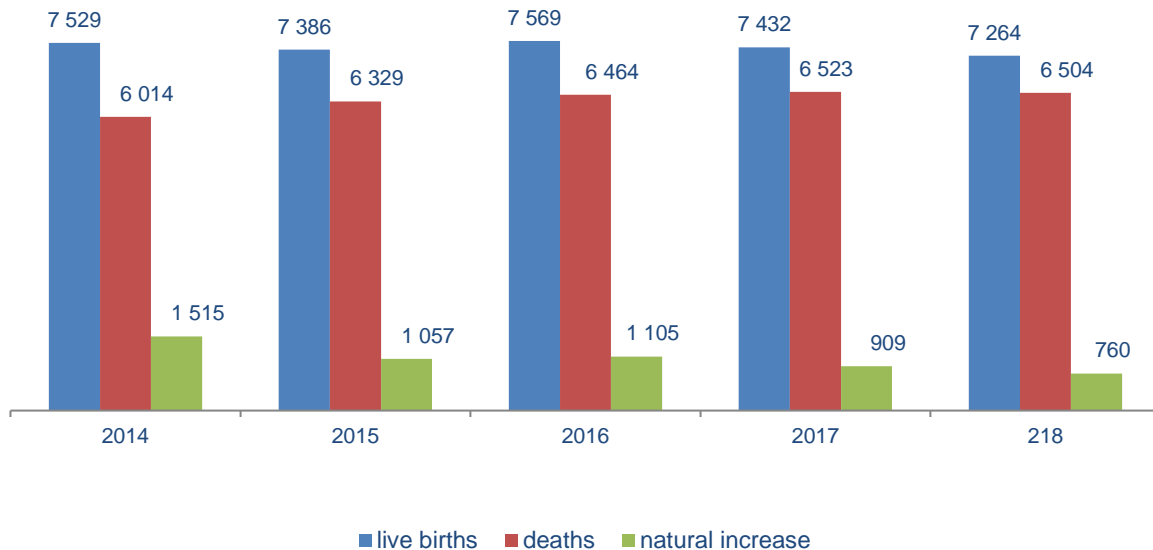
- The highest number of live birth children was recorded in Podgorica 2 675, that makes more than third (35, 9%) of live births in Montenegro;
- The lowest number of children was born in Savnik 12;
- Dead persons were most in Podgorica 1 712, which is (26, 2%) of total number of dead in Montenegro;

Graph 8. Natural increase by municipalities, 2018



- Natural increase is positive in 7, and negative in 15 municipalities;
- Plav is a municipality where natural increase is 0, i.e. equal number of born and dead persons;
- The highest natural increase is in Podgorica 999, Budva 194 and Rozaje 154;
- Pijevlja has highest negative natural increase (- 268);

Graph 9. Natural movement of population in Montenegro for the last five years



- In the period 2014-2018, record annual number from 7 569 of live birth children was in 2016;
- In 2018 was born the lowest number of live birth children, 7 264;
- In 2014 there were the lowest number of dead persons in Montenegro 6 014;
- In 2017, 6 523 persons died, which is maximum in the observed period;
- The highest natural increase was recorded in 2014 and it was 1 515;
- In the observed period the lowest natural increase 760 is in 2018.

METHODOLOGICAL NOTES

Producer of Statistics of birth is Statistical Office. The data source is administrative source –Register of Birth. The owner of data source is Ministry of Internal Affairs. Statistics of birth covers all live birth cases registered in Register of Birth, whose mothers have permanent or temporary residence in Montenegro.

Producer of Statistics of deaths is Statistical Office. The data source is administrative source - Register of Death. The owner of data source is Ministry of Internal Affairs. Statistics of death covers all deaths cases registered in Register of Death, who have permanent or temporary residence in Montenegro.

Live births child is child who after birth, even if for short time shows signs of life (breathing, actually heart beating).

Dead is person where in any time after the birth all life signs stopped.

Natural increase is difference in number of live births and dead in certain period. Natural increase may be positive (number of live births is higher than number of deaths), negative (number of live births is less than number of deaths) or zero (number of live births equals to number of death).

Seaside region are municipalities: Bar, Budva, Herceg Novi, Kotor, Tivat and Ulcinj.

Middle region are: capital Podgorica, old capital Cetinje and municipalities Danilovgrad and Niksic.

Northern region are municipalities: Andrijevica, Berane, Bijelo Polje, Gusinje, Kolasin, Mojkovac, Petnjica, Plav, Pljevlja, Pluzine, Rozaje, Savnik and Zabljak.

Published and printed by the Statistical Office of Montenegro (MONSTAT)
81000 Podgorica. IV Proleterske 2. Phone: (+382) 20 230-811. Fax: (+382) 20 230-814

The release prepared by:

Department for demography, education, culture and justice statistics

contact@monstat.org