



When using the data,
please name the source.

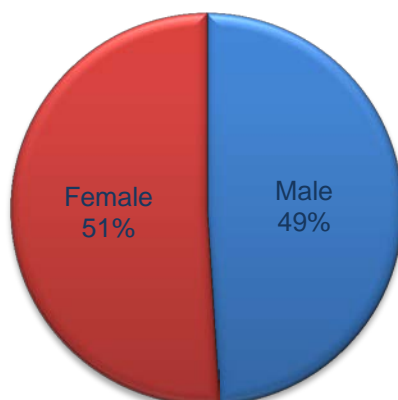
Census data by sex, Montenegro 2011

With this release Statistical Office aims to consolidate all disseminated final results of Census of Population, Households and Dwellings in 2011. year, which concern sex structure of population.

Results are distributed by sex and related to:

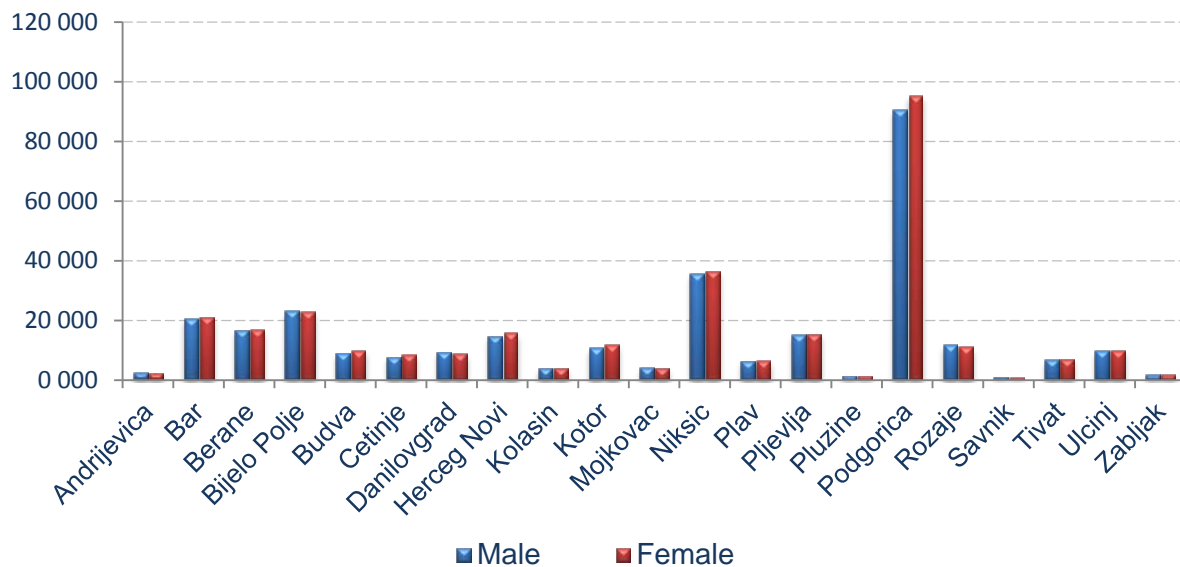
- *population by age;*
- *marital status of population;*
- *population by citizenship;*
- *population by knowledge of foreign languages;*
- *population by computer literacy;*
- *employment of population;*
- *population with disability in performing daily activities.*

Graph 1 Sex structure of population in Montenegro, Census 2011



- *According to the results of Census of Population in 2011, in Montenegro there are 620 029 inhabitants, 50,6% or 313 793 are women, and 49,4% or 306 236 men.*

Graph 2 Population by sex per municipalities, Census 2011



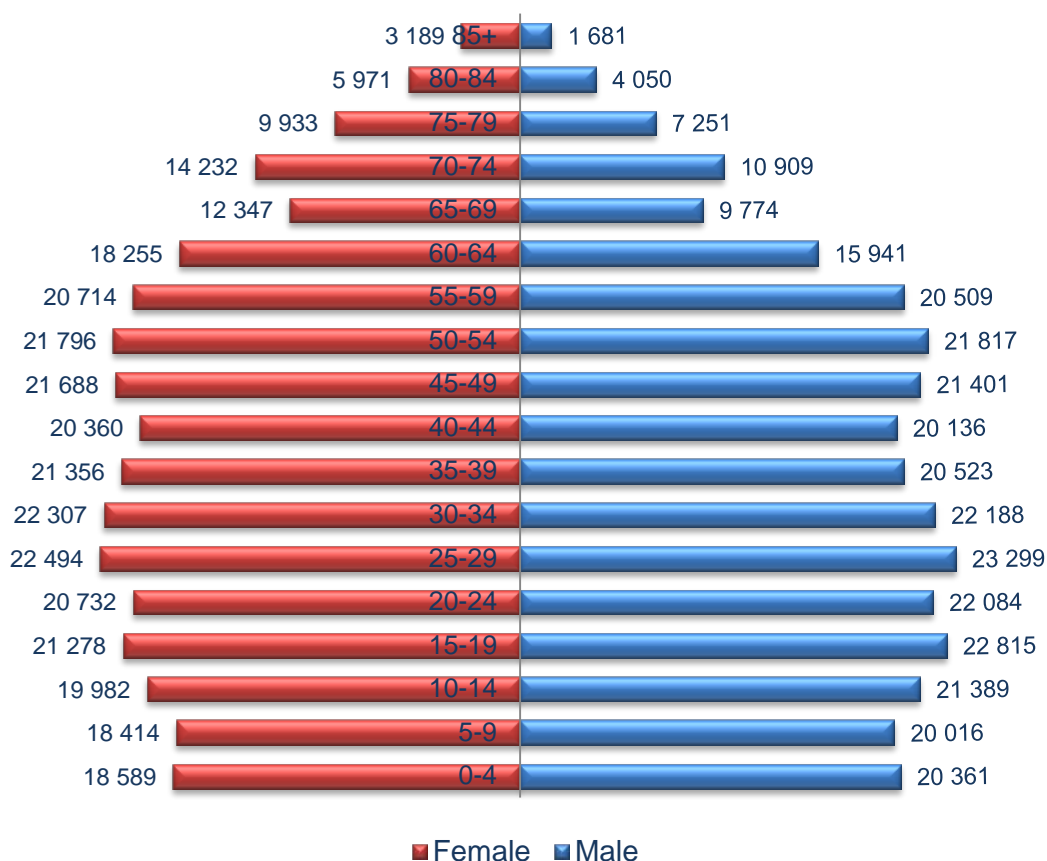
- The number of women in Montenegro is for 7 557 greater than the number of men. The biggest difference is in Podgorica 4 709, then in Nikšić 941 and in Kotor 927;
- There are 10 municipalities where the number of men is greater than the number of women.

Table 1 Population of Montenegro by age group and sex, Census 2011

Age group	Number of population			in %	
	Total	Male	Female	Male	Female
MONTENEGRO	620 029	306 236	313 793	49,4	50,6
0-5	46 114	24 123	21 991	52,3	47,7
6-15	81 700	42 334	39 366	51,8	48,2
15-19	44 093	22 815	21 278	51,7	48,3
0-17	145 126	75 367	69 759	51,9	48,1
18 and over	474 655	230 777	243 878	48,6	51,4
0-14	118 751	61 766	56 985	52,0	48,0
15-64	421 693	210 713	210 980	50,0	50,0
65 and over	79 337	33 665	45 672	42,4	57,6
unknown	248	92	156	37,1	62,9

- An adult population is present 76,5% in the total population. Women are majority with 51,4 % related to men 48,6% in adult population.
- Children aged 0-5 years of preschool age present 7,4% of the total population. In that age group boys are majority with 52,3%. Primary school children, aged 6-15 years, present 13,2%, while secondary school age children, 15-19 years old, present 7,1% in the total population. Sex structure are similar in both school age groups and there is more boys than girls.
- Breakdown of age from 0 to 14 years makes 19,2% in the total population. Working age population (15-64) is 68%, while the population aged 65 and over is 12,8%. In the youngest population group there are more boys 52%, in middle are the same percentage female and male population, while in the oldest population group there are much more women even 57,6%. of population over 65 years.

Graph 3 Population of Montenegro by age and sex, Census 2011



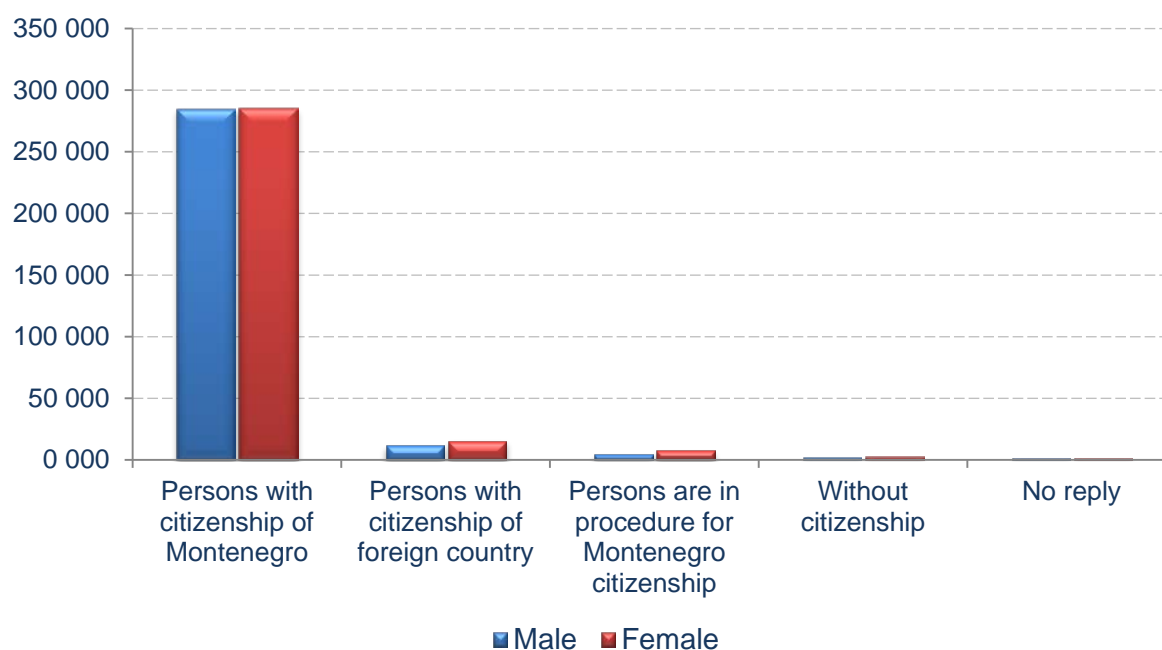
- The average age of the population of Montenegro is 37 year, women on average are 38 and men 36 years old;
- In the population group over 60 years there are the biggest difference between number of women and men, because of reason that women live longer.

Table 2 The most frequent name in Montenegro, Census 2011

<i>The most frequent name</i>					
Female	Jelena	Milica	Marija	Ivana	Milena
Male	Nikola	Marko	Dragan	Milos	Zoran

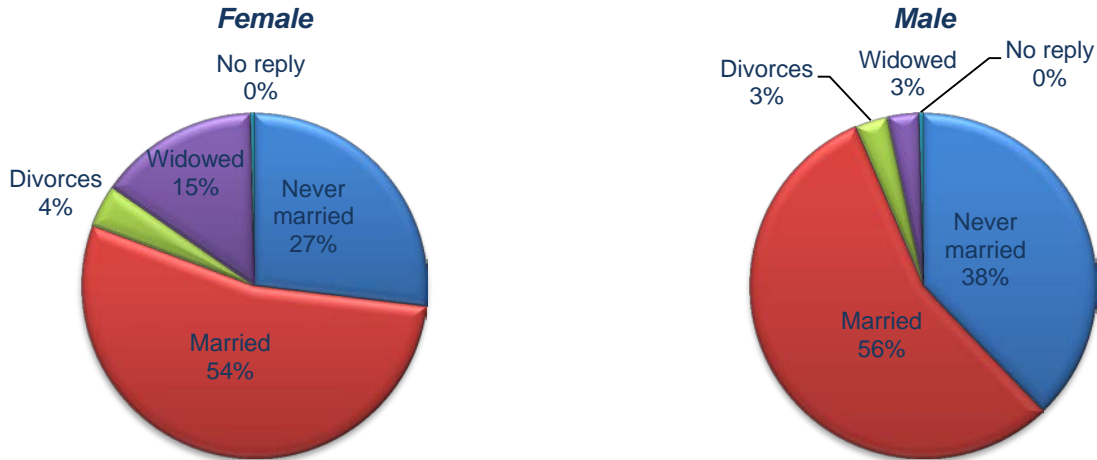
- This is the first time that Statistical Office publishes the name statistic and there are 10 the most frequent names in Montenegro;
- The most frequent female name in Montenegro is Jelena and male name Nikola.

Graph 4 Population of Montenegro by country of citizenship, Census 2011



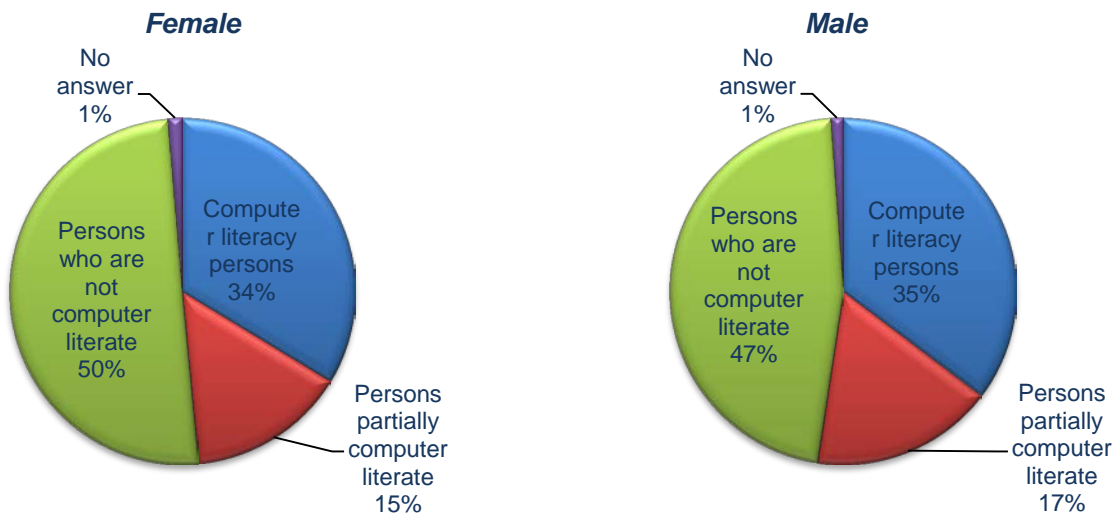
- The sex structure of population indicates that 93% (285 389) male population has the citizenship of Montenegro, while the percentage of female is lower and it is 91% (285 741);
- This sex structure of population also shows that the percentage of female who have citizenship of foreign country 5% (16 016) is higher than the percentage of men who also have citizenship of foreign country 4% (12 242);
- A little more women 2,5% (2 285) than men 1,5% (2 027) are waiting for the Montenegrin citizenship while the percentage of persons who are without citizenship is almost the same 0,7% (women 1 760 and men 1855);
- One of the reasons, why women are majority in two points above, could be that foreign women are brides of Montenegrin citizens.

Graph 5 Population by sex aged 15 and over by marital status, Census 2011



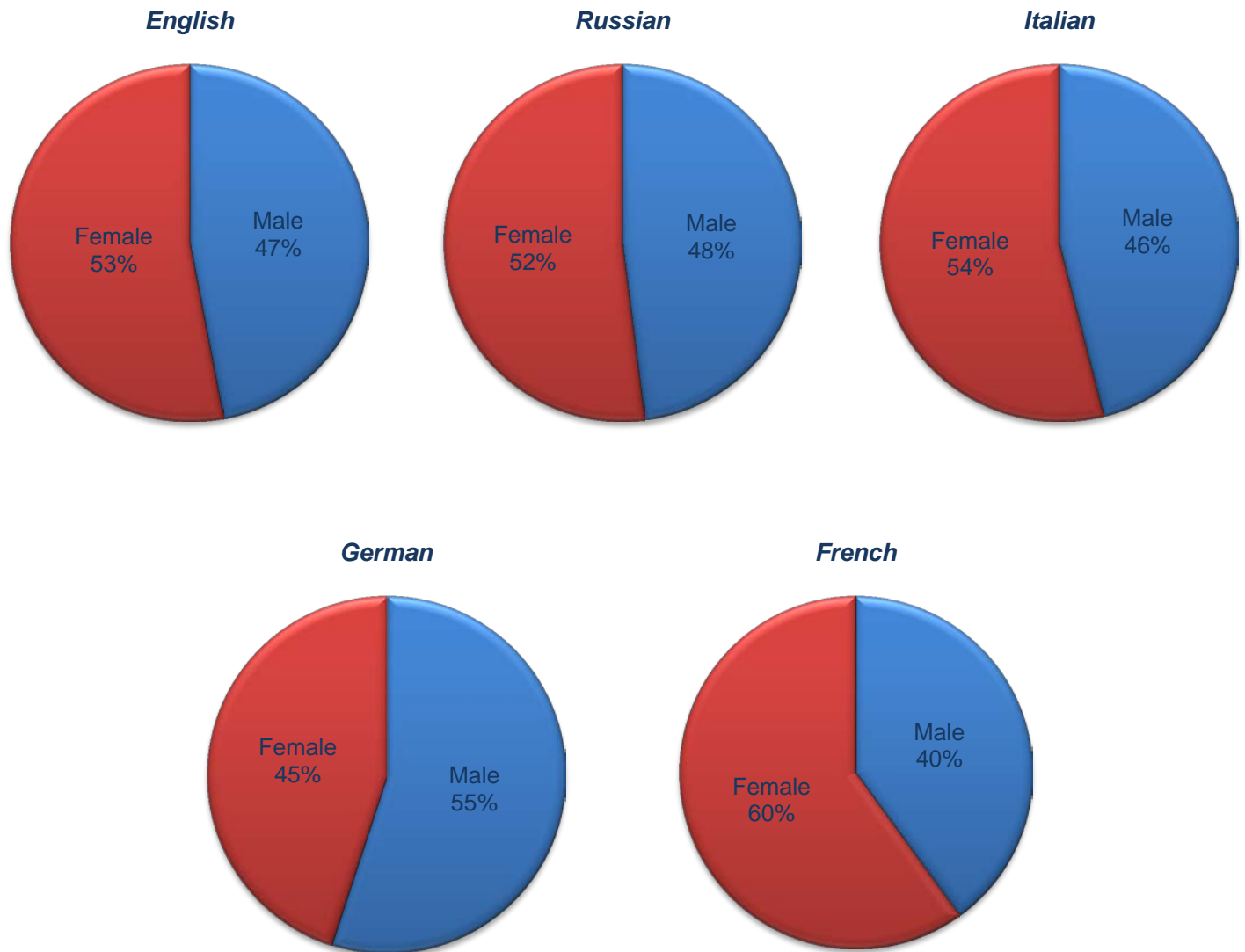
- The marital status is presented for the population aged 15 and over, comprising 501 278 inhabitants, of which 256 808 are women, and men are 244 470;
- Among the population of observed age, 38% are never married men, and 27% never married women, 56% of married men, and 54% married women, 3% divorced men, and 4% divorced women, as well as 3% widowed men, and 15% widowed women.

Graph 6 Population aged 15 and over by computer literacy, Census 2011



- Sex structure of population shows that there is almost equal number of computer literate women 86 517 and men 86 312;
- Structure of women older than 15 years indicates that 34% of women is computer literate, 15% is partially literate and 50% is computer illiterate;
- Structure of men older than 15 years indicates that 35% of men is computer literate, 17% is partially literate and 47% is computer illiterate.

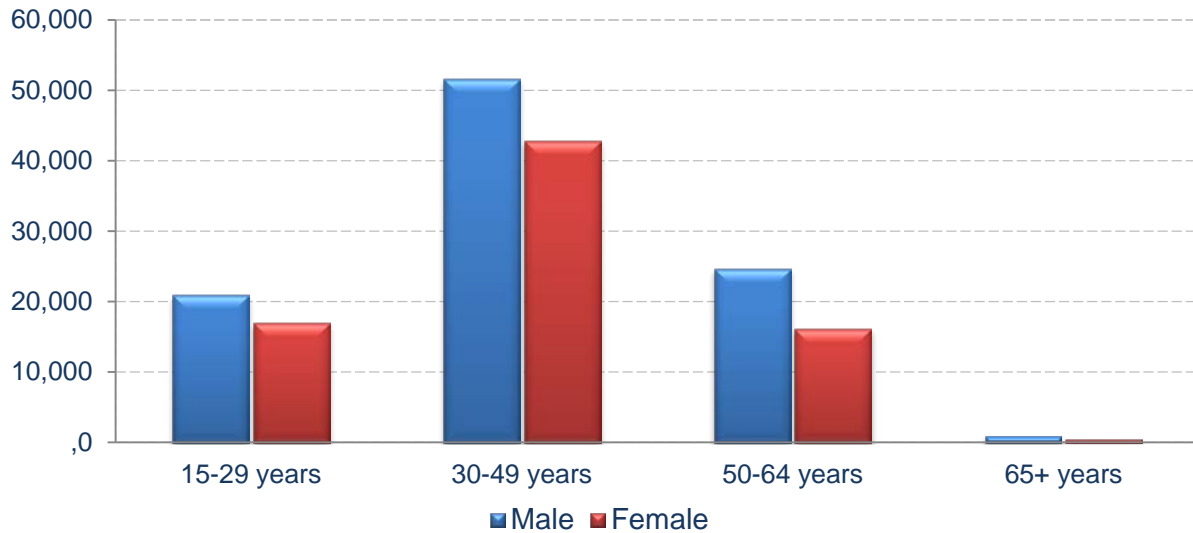
Graph 7 Population aged 15 and over knowing some of foreign languages by sex, Census 2011



- In Montenegro, the biggest number of population knows English language - 26% from total number of population aged 15 and over. Russian language know 9%, Italian 5%, German 3% and French 3% of observed population;

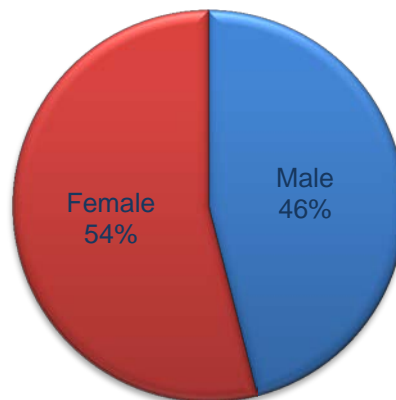
- Sex structure of population indicated that women have advantage in knowledge of English, Russian, Italian and French language. The most important difference - 60% women and 40% men is recorded in knowledge of French language. Only related to German language men have bigger knowledge.

Graph 8 Sex and age structure of employed persons, Census 2011



- The largest number of employed persons is in age group from 30 to 49 years, i.e. 94 671;
- Sex structure of employed is completely same as the sex structure of population of active persons. Of the total number of employed persons, there are 76 688 women or 44%, and 98 483 men or 56%;
- In any age group and within gender structure, the most of employed persons are men, i.e. 55% of men for age groups up to 49 years, and 66% of men for age group over 65 years.

Graph 9 Population with disability in performing daily activities by sex, Census 2011



- Of the total number of persons with disabilities (68 064) there are 54% women and 46% men. Of the total number of women, there are 12% women with problems in performing daily activities, while the same percentage among men is 10%.

METHODOLOGICAL NOTES

In Montenegro, in the period 1-15 April 2011 it was conducted Census of Population, Households and Dwellings(hereinafter: Census).

Census was conducted with referent period dated 31 March 2011 in 24h. Immediately after Census was finished quality control of the Census was made on representative sample of enumeration areas in order to evaluate coverage and quality of data collected by Census. The first results of the control are pointing out full coverage of Census units.

The Census was conducted in traditional way, using interview method, with door to door principle. Enumerators made interviews with interviewed persons.

Census that is in accordance with the international recommendations conducted every ten years is a process of collection, processing and publishing demographic, economic, educational, migration, ethno-cultural and other social data related to population of country in certain period. Also, Census covers data on the number of households and dwellings and their characteristics.

Preparation, organization and conducting of the Census are based on principles of: relevance, impartiality, transparency, timeliness, professional independence, rationality, consistency, publicity, statistical confidentiality and usage of personal data exclusively for statistical purposes.

Census was conducted in accordance with Law on Census of Population, Households and Dwellings in 2011 (Official Gazette of Montenegro, 41/10, 44/10, 75/10) and Methodology for preparation, organization and conducting of Census. Methodology is fully harmonized with international standards which determine common rules on collecting population data and for

Census 2011 the most important are:

- Conference of European Statisticians Recommendations for the 2010 Censuses of Population and Housing, prepared in cooperation with the UN Economic Commission for Europe and Statistical Office of the European Communities - EUROSTAT;
- Regulation (EC) No 763/2008 of the European Parliament and of the Council on population and housing censuses as well as Commission Regulation (EC) No 1201/2009 implementing Regulation (EC) No 763/2008 of the European Parliament and of the Council on population and housing censuses as regards the technical specifications of the topics and of their breakdowns.

Units of census are population, households, and dwellings.

Population

Census covers citizens of Montenegro, citizens of Montenegro and foreign citizens, foreign citizens and persons without citizenship who have residence (permanent or temporary) in Montenegro, no matter whether they are at the moment of Census in Montenegro or in

abroad, no matter do they in the moment of Census possess personal identification documents and no matter do they live in apartment, other objects or in public areas.

Population represents persons with usual place of residence in Montenegro. Usual place of residence is place where a person usually resides regardless of temporary absence for the purposes of recreation, holiday, visits to friends or relatives, business, medical treatment or religious pilgrimage; as well as place where a person resides continuously, at least from 1 April 2010, or he/she has arrived in that place later but with intention of stay there at least for one year;

Methodology is prepared in the way that ensures that every person has only one usual place of residence. In international context this is important in order to avoid that persons are included in total number of population in more countries or not to be included at all. Actually, the main objective of the Census is to determine the exact number of persons who live and use the infrastructure of some geographic area.

Comparability of data on the number of inhabitants from Census 2011 and previous censuses is not complete because of international recommendations used for each round of Census. Here it is primarily related intention within the definition of usual place of residence which was not characteristic of earlier methodologies.

***Published and printed by Statistical Office of Montenegro (MONSTAT)
20000 Podgorica, IV Proleterske 2; Phone (+382) 20 230-811; Fax (+382) 20 230-814***

***Release prepared by:
Boris MURATOVIC
Phone: +382-20-230-969;
boris.muratovic@monstat.org***