

Popis stanovništva, domaćinstava i stanova u Crnoj Gori 2011. godine  
*Census of Population, Households, and Dwellings in Montenegro 2011*

**Stanovništvo prema bračnom statusu po opštinama u Crnoj Gori**  
***Population by marital status, and by municipalities in Montenegro***

**Uvodne napomene**

Ovim Saopštenjem Zavod za statistiku nastavlja objavljivanje podataka popisa sprovedenog u aprilu 2011. godine.

Podaci u ovom Saopštenju odnose se na broj i strukturu stanovništva prema bračnom statusu. Ovo obilježje se ukršta sa već objavljenim, polom, starosti i tipom naselja.

Bračno stanje se prikazuje za stanovništvo staro 15 i više godina, što je 501 278 stanovnika, od čega su 256 808 žene, a 244 470 muškarci.

Od ukupnog broja stanovništva starijeg od 15 godina, 55 % je oženjeno ili udato, 33% je neoženjeno i neudato. Svega 3% stanovništva je razvedeno, dok su 9% udovci odnosno udovice.

Posmatrano po opštinama najveći procenat stanovništva u braku je u Rožajama i to 59%, zatim u Baru, Tivtu i Pljevljima 57%, dok je najmanje u Šavniku gdje svega 44% stanovništva u braku.

Razvedenih je najviše u Budvi, Herceg Novom i Kotoru gdje je gotovo 5% populacije razvedeno. Manje od 2% razvedenih je u Plavu, Plužinama, Rožajama i Ulcinju.

U stanovništvu posmatrane starosti neoženjenih je 38% i neudatih 27%, oženjenih 56% i udatih 53%, razvedenih 2% muškaraca i 4% žena, kao i 3% udovaca i 15% udovica.

U starosnoj grupi od 15 do 19 godina 4% žena je udato, a svega 1% muškaraca iste starosne dobi oženjeno.

U starosnoj grupi od 20 do 29, 38% žena je udato, a svega 17% muškaraca oženjeno.

U starosnoj grupi od 30 do 39 godina, udato je 70% žena, a oženjeno 58% muškaraca.

Podjednak procenat udatih i oženjenih je u starosnoj grupi od 40 do 49 godina, a kod stanovništva starijeg od 50 godina, većina je oženjenih u odnosu na udate.

**Preliminary notes**

*With this release Statistical Office continues publishing the data of the Census carried out in April 2011.*

*The data in this release refer to number and structure of population by marital status. This characteristic is connected with already published ones, gender, age, and type of settlement.*

*The marital status is presented for the population aged 15 and over, comprising 501 278 inhabitants, of which 256 808 are women, and men are 244 478.*

*Of the total number of population aged over 15, married are 55 %, never married are 32 %. Only 3% population is divorced, while 9% are widowed.*

*When observing by municipalities the highest percentage of population is married in Rozaje - 59%, then in Bar, Tivat, and Pljevlja 57%, while the lowest is in Savnik with only 44% population married.*

*The highest number of divorced are in Budva, Herceg Novi, and Kotor where almost 5% population is divorced. Less than 2% divorced are in Plav, Pluzine, Rozaje, and Ulcinj.*

*Among the population of observed age, 38% are never married men, and 27% never married women, 56% of married men, and 53% married women, 2% divorced men, and 4% divorced women, as well as 3% widowed men, and 15% widowed women.*

*Under age group 15-19, there are 4% married women, and only 1% men of the same age are married.*

*Age group 20-29 comprises 38% women married, and only 17% married men.*

*Age group 30-39, there are 70% married women, and 58% married men.*

*The equal percentage of married women and married men is in age group 40-49; and among the population aged 50 and over, the most are married men compared with the married women.*

**Tabela 1. STANOVNIŠTVO STAROSTI 15 I VIŠE GODINA PREMA BRAČNOM STATUSU, PO OPŠTINAMA, POPIS 2011.**

Table 1. Population aged 15 and over by marital status, and by municipalities, Census 2011

Opština / Municipality	Ukupno / Total	Bračni status / Marital status				Bez odgovora / No reply
		Neudata / neoženjen / Never married	Udata / oženjen / Married	Razvedena / razveden / Divorced	Udovica / udovac / Widowed	
Crna Gora / Montenegro	501 278	162 892	274 180	16 269	46 537	1 400
%	100.0%	32.5%	54.7%	3.2%	9.3%	0.3%
Andrijevica	4 168	1 437	2 120	115	490	6
%	100.0%	34.5%	50.8%	2.8%	11.8%	0.1%
Bar	34 303	9 913	19 683	1 434	3 216	57
%	100.0%	28.9%	57.3%	4.2%	9.4%	0.2%
Berane	26 827	8 745	14 622	749	2 643	68
%	100.0%	32.6%	54.4%	2.8%	9.9%	0.3%
Bijelo Polje	36 443	12 399	19 781	883	3 291	89
%	100.0%	34.0%	54.4%	2.4%	9.0%	0.2%
Budva	15 665	5 095	8 549	770	1 173	78
%	100.0%	32.5%	54.6%	4.9%	7.5%	0.5%
Cetinje	14 291	5 165	7 007	521	1 567	31
%	100.0%	36.1%	49.1%	3.6%	11.0%	0.2%
Danilovgrad	15 295	5 318	8 040	497	1 416	24
%	100.0%	34.8%	52.5%	3.2%	9.3%	0.2%
Herceg Novi	25 765	7 593	14 375	1 189	2 561	47
%	100.0%	29.5%	55.8%	4.6%	9.9%	0.2%
Kolašin	7 025	2 565	3 437	249	757	17
%	100.0%	36.6%	48.9%	3.5%	10.8%	0.2%
Kotor	18 849	5 874	10 178	872	1 883	42
%	100.0%	31.2%	54.0%	4.6%	10.0%	0.2%
Mojkovac	7 074	2 463	3 649	179	745	38
%	100.0%	34.8%	51.7%	2.5%	10.5%	0.5%
Nikšić	58 929	20 491	30 877	1 457	6 014	90
%	100.0%	34.8%	52.3%	2.5%	10.2%	0.2%
Plav	10 203	3 395	5 562	186	1 001	59
%	100.0%	33.3%	54.5%	1.8%	9.8%	0.6%
Pljevlja	26 098	7 565	14 895	589	3 001	48
%	100.0%	29.0%	57.0%	2.3%	11.5%	0.2%
Plužine	2 799	1 066	1 368	33	329	3
%	100.0%	38.1%	48.8%	1.2%	11.8%	0.1%
Podgorica	148 102	48 899	80 994	5 395	12 320	494
%	100.0%	33.0%	54.8%	3.6%	8.3%	0.3%
Rožaje	16 939	5 524	9 957	313	1 066	79
%	100.0%	32.6%	58.8%	1.8%	6.3%	0.5%
Šavnik	1 776	712	787	45	229	3
%	100.0%	40.1%	44.3%	2.5%	12.9%	0.2%
Tivat	11 556	3 419	6 589	456	1 031	61
%	100.0%	29.6%	57.1%	3.9%	8.9%	0.5%
Ulcinj	16 113	4 167	10 183	265	1 443	55
%	100.0%	25.9%	63.2%	1.6%	9.0%	0.3%
Žabljak	3 058	1 087	1 527	72	361	11
%	100.0%	35.5%	49.9%	2.4%	11.8%	0.4%

**Tabela 2. ŽENSKO STANOVNIŠTVO STAROSTI 15 I VIŠE GODINA PREMA BRAČNOM STATUSU PO OPŠTINAMA, POPIS 2011.**

Table 2. Female population aged 15 and over by marital status, and by municipalities, Census 2011

Opština / Municipality	Ukupno / Total	Bračni status / Marital status				Bez odgovora / No reply
		Neudate / Never married	Udate / Married	Razvedene / Divorced	Udovice / Widowed	
Crna Gora / Montenegro	256 808	70 114	137 019	10 328	38 660	687
%	100.0%	27.3%	53.3%	4.0%	15.1%	0.3%
Andrijevica	2 007	515	1 048	57	383	4
%	100.0%	25.7%	52.2%	2.8%	19.1%	0.2%
Bar	17 711	4 317	9 797	899	2 675	23
%	100.0%	24.4%	55.3%	5.1%	15.1%	0.1%
Berane	13 500	3 541	7 298	461	2 157	43
%	100.0%	26.2%	54.1%	3.4%	16.0%	0.3%
Bijelo Polje	18 182	5 046	9 932	533	2 632	39
%	100.0%	27.8%	54.6%	2.9%	14.5%	0.2%
Budva	8 282	2 485	4 246	502	1 012	37
%	100.0%	30.0%	51.3%	6.1%	12.2%	0.4%
Cetinje	7 506	2 318	3 509	333	1 336	10
%	100.0%	30.9%	46.8%	4.4%	17.8%	0.1%
Danilovgrad	7 268	2 033	3 844	215	1 165	11
%	100.0%	28.1%	52.7%	3.0%	16.0%	0.2%
Herceg Novi	13 465	3 329	7 190	737	2 183	26
%	100.0%	24.7%	53.4%	5.5%	16.2%	0.2%
Kolašin	3 454	959	1 722	151	611	11
%	100.0%	27.8%	49.8%	4.4%	17.7%	0.3%
Kotor	9 983	2 680	5 090	582	1 604	27
%	100.0%	26.8%	51.0%	5.8%	16.1%	0.3%
Mojkovac	3 530	978	1 825	111	594	22
%	100.0%	27.7%	51.8%	3.1%	16.8%	0.6%
Nikšić	30 178	8 750	15 466	923	4 997	42
%	100.0%	29.0%	51.2%	3.1%	16.6%	0.1%
Plav	5 059	1 363	2 757	105	804	30
%	100.0%	26.9%	54.5%	2.1%	15.9%	0.6%
Pištva	13 347	3 088	7 438	346	2 448	27
%	100.0%	23.1%	55.8%	2.6%	18.3%	0.2%
Plužine	1 368	409	681	13	263	2
%	100.0%	29.9%	49.8%	1.0%	19.2%	0.1%
Podgorica	77 154	22 186	40 668	3 641	10 434	225
%	100.0%	28.8%	52.7%	4.7%	13.5%	0.3%
Rožaje	8 352	2 282	4 978	192	856	44
%	100.0%	27.3%	59.7%	2.3%	10.2%	0.5%
Šavnik	858	261	388	27	181	1
%	100.0%	30.4%	45.3%	3.1%	21.1%	0.1%
Tivat	5 939	1 473	3 301	290	844	31
%	100.0%	24.8%	55.6%	4.9%	14.2%	0.5%
Ulcinj	8 138	1 651	5 084	172	1 205	26
%	100.0%	20.3%	62.5%	2.1%	14.8%	0.3%
Žabljak	1 527	450	757	38	276	6
%	100.0%	29.5%	49.5%	2.5%	18.1%	0.4%

**Tabela 3. MUŠKO STANOVNIŠTVO STAROSTI 15 I VIŠE GODINA PREMA BRAČNOM STATUSU PO OPŠTINAMA, POPIS 2011.**

*Table 3. Male population aged 15 and over by marital status, and by municipalities, Census 2011*

Opština / Municipality	Ukupno / Total	Bračni status / Marital status				Bez odgovora / No reply
		Neoženjen / Never married	Oženjen / Married	Razveden / Divorced	Udovac / Widowed	
Crna Gora / Montenegro	244 470	92 778	137 161	5 941	7 877	713
%	100.0%	38.0%	56.1%	2.4%	3.2%	0.3%
Andrijevića	2 161	922	1 072	58	107	2
%	100.0%	42.7%	49.5%	2.7%	5.0%	0.1%
Bar	16 592	5 596	9 886	535	541	34
%	100.0%	33.7%	59.6%	3.2%	3.3%	0.2%
Berane	13 327	5 204	7 324	288	486	25
%	100.0%	39.0%	55.0%	2.2%	3.6%	0.2%
Bijelo Polje	18 261	7 353	9 849	350	659	50
%	100.0%	40.3%	53.9%	1.9%	3.6%	0.3%
Budva	7 383	2 610	4 303	268	161	41
%	100.0%	35.4%	58.2%	3.6%	2.2%	0.6%
Cetinje	6 785	2 847	3 498	188	231	21
%	100.0%	42.0%	51.5%	2.8%	3.4%	0.3%
Danilovgrad	8 027	3 285	4 196	282	251	13
%	100.0%	40.9%	52.3%	3.5%	3.1%	0.2%
Herceg Novi	12 300	4 264	7 185	452	378	21
%	100.0%	34.7%	58.3%	3.7%	3.1%	0.2%
Kolašin	3 571	1 606	1 715	98	146	6
%	100.0%	45.0%	48.0%	2.7%	4.1%	0.2%
Kotor	8 866	3 194	5 088	290	279	15
%	100.0%	36.0%	57.4%	3.3%	3.1%	0.2%
Mojkovac	3 544	1 485	1 824	68	151	16
%	100.0%	41.9%	51.4%	1.9%	4.3%	0.5%
Nikšić	28 751	11 741	15 411	534	1 017	48
%	100.0%	40.8%	53.6%	1.9%	3.5%	0.2%
Plav	5 144	2 032	2 805	81	197	29
%	100.0%	39.5%	54.5%	1.6%	3.8%	0.6%
Pljevlja	12 751	4 477	7 457	243	553	21
%	100.0%	35.1%	58.5%	1.9%	4.3%	0.2%
Plužine	1 431	657	687	20	66	1
%	100.0%	45.9%	48.0%	1.4%	4.6%	0.1%
Podgorica	70 948	26 713	40 326	1 754	1 886	269
%	100.0%	37.7%	56.7%	2.5%	2.7%	0.4%
Rožaje	8 587	3 242	4 979	121	210	35
%	100.0%	37.8%	58.0%	1.4%	2.4%	0.4%
Šavnik	918	451	399	18	48	2
%	100.0%	49.1%	43.5%	2.0%	5.2%	0.2%
Tivat	5 617	1 946	3 288	166	187	30
%	100.0%	34.6%	58.6%	3.0%	3.3%	0.5%
Ulcinj	7 975	2 516	5 099	93	238	29
%	100.0%	31.5%	63.9%	1.2%	3.0%	0.4%
Žabljak	1 531	637	770	34	85	5
%	100.0%	41.6%	50.3%	2.2%	5.6%	0.3%

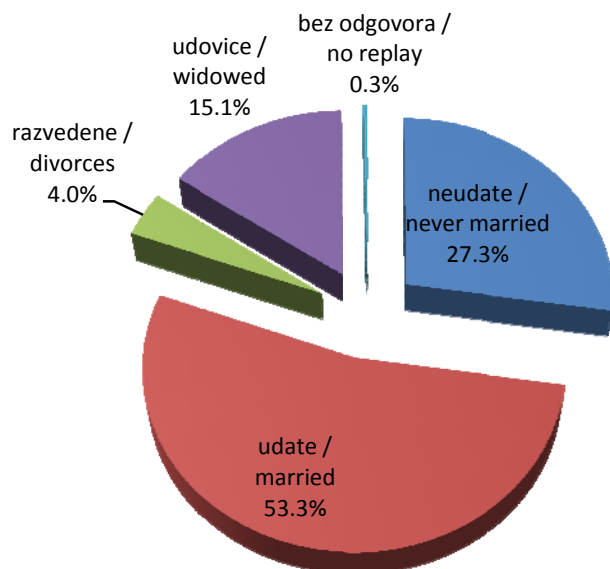
**Tabela 4. ŽENSKO STANOVNIŠTVO STAROSTI 15 I VIŠE GODINA PREMA BRAČNOM STATUSU PO STAROSNIM GRUPAMA, POPIS 2011.**

*Table 4. Female population aged 15 and over by marital status, and by age groups, Census 2011*

Starosne grupe / Age groups	Ukupno / Total	Bračni status / Marital status				Bez odgovora / No reply
		Neudate / Never married	Udate / Married	Razvedene / Divorced	Udovice / Widowed	
Crna Gora / Montenegro	256 808	70 114	137 019	10 328	38 660	687
	100.0%	27.3%	53.3%	4.0%	15.1%	0.3%
15-19	21 278	20 474	754	19	1	30
%	100.0%	96.3%	3.5%	0.1%	0.0%	0.1%
20-29	43 226	25 769	16 515	710	70	162
%	100.0%	59.6%	38.2%	1.6%	0.2%	0.4%
30-39	43 663	10 183	30 806	2 036	509	129
%	100.0%	23.3%	70.5%	4.7%	1.2%	0.3%
40-49	42 048	5 346	31 923	2 753	1 906	120
%	100.0%	12.8%	75.9%	6.5%	4.5%	0.3%
50-59	42 510	3 746	30 320	2 450	5 930	64
%	100.0%	8.8%	71.3%	5.8%	13.9%	0.2%
60-69	30 602	2 188	17 420	1 318	9 612	64
%	100.0%	7.1%	56.9%	4.3%	31.5%	0.2%
70-79	24 165	1 768	8 113	830	13 400	54
%	100.0%	7.3%	33.6%	3.4%	55.5%	0.2%
80 i više / and over	9 160	607	1 150	207	7 170	26
%	100.0%	6.6%	12.6%	2.3%	78.2%	0.3%
Nepoznato / Unknown	156	33	18	5	62	38
%	100.0%	21.2%	11.5%	3.2%	39.7%	24.4%

**Grafik 1. ŽENSKO STANOVNIŠTVO STAROSTI 15 I VIŠE GODINA PREMA BRAČNOM STATUSU, POPIS 2011**

*Chart 1. Female population aged 15 and over by marital status, Census 2011*



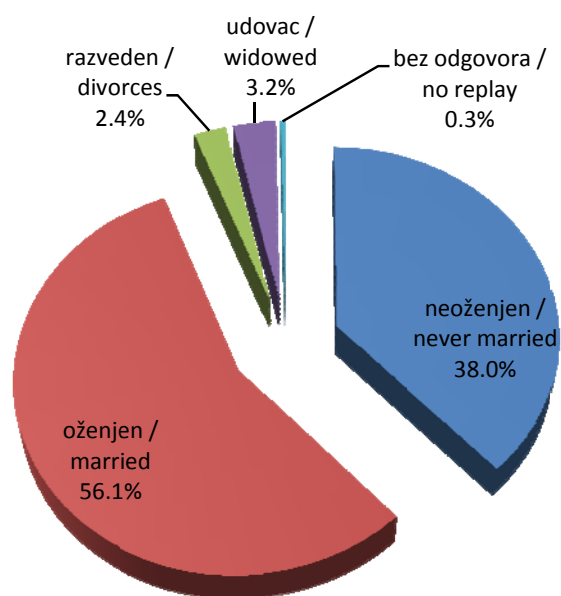
**Tabela 5. MUŠKO STANOVNIŠTVO STAROSTI 15 I VIŠE GODINA PREMA BRAČNOM STATUSU PO STAROSNIM GRUPAMA, POPIS 2011.**

*Table 5. Male population aged 15 and over by marital status, and by age groups, Census 2011*

Starosne grupe / Age groups	Ukupno / Total	Bračni status / Marital status				Bez odgovora / No reply
		Neoženjeni / Never married	Oženjeni / Married	Razvedeni / Divorced	Udovci / Widowed	
Crna Gora / Montenegro	244 470	92 778	137 161	5 941	7 877	713
	100.0%	38.0%	56.1%	2.4%	3.2%	0.3%
15-19	22 815	22 583	216	2	-	14
%	100.0%	99.0%	0.9%	0.0%	-	0.1%
20-29	45 383	37 207	7 710	258	14	194
%	100.0%	82.0%	17.0%	0.6%	0.0%	0.4%
30-39	42 711	16 673	24 805	1 020	60	153
%	100.0%	39.0%	58.1%	2.4%	0.1%	0.4%
40-49	41 537	8 497	31 043	1 632	230	135
%	100.0%	20.5%	74.7%	3.9%	0.6%	0.3%
50-59	42 326	5 077	34 408	1 767	991	83
%	100.0%	12.0%	81.3%	4.2%	2.3%	0.2%
60-69	25 715	1 759	21 401	848	1 663	44
%	100.0%	6.8%	83.2%	3.3%	6.5%	0.2%
70-79	18 160	786	14 095	348	2 893	38
%	100.0%	4.3%	77.7%	1.9%	15.9%	0.2%
80 i više	5 731	167	3 466	59	2 023	16
%	100.0%	2.9%	60.5%	1.0%	35.3%	0.3%
nepoznato	92	29	17	7	3	36
%	100.0%	31.5%	18.5%	7.6%	3.3%	39.1%

**Grafik 2. MUŠKO STANOVNIŠTVO STAROSTI 15 I VIŠE GODINA PREMA BRAČNOM STATUSU, POPIS 2011**

*Chart 2. Male population aged 15 and over by marital status, Census 2011*



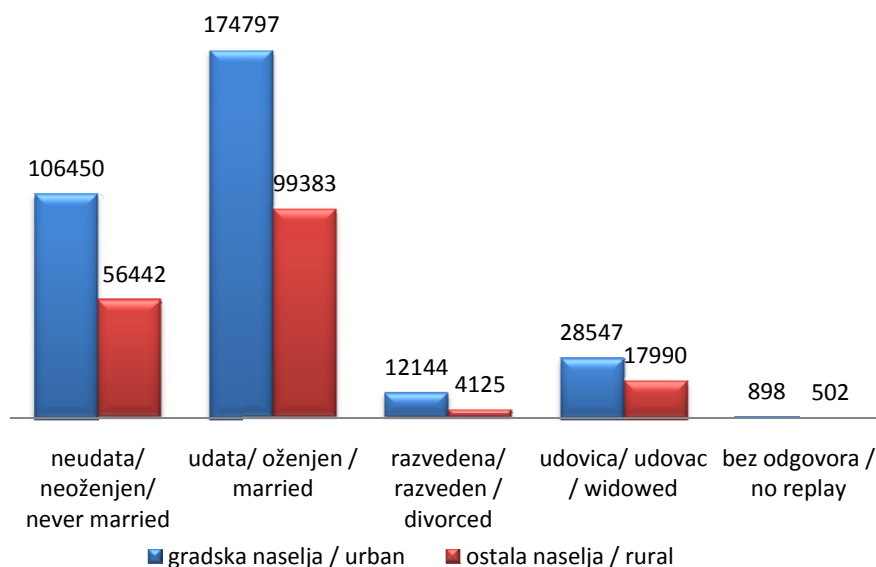
**Tabela 6. STANOVNIŠTVO STAROSTI 15 I VIŠE GODINA PREMA BRAČNOM STATUSU I POLU PO TIPU NASELJA, POPIS 2011.**

*Table 6. Population aged 15 and over by marital status, and by gender and type of settlement, Census 2011*

Pol/ Sex	Tip naselja/ Type of settlement	Ukupno / Total	Bračni status / Marital status				Bez odgovora / No reply
			Neudata / neoženjen / Never married	Udata / oženjen / Married	Razvedena/ razveden/ Divorced	Udovica / udovac / Widowed	
Žensko / Female		256808 100.0%	70114 27.3%	137019 53.4%	10328 4.0%	38660 15.1%	687 0.3%
	Gradska naselja / Urban settlement	168981 65.8%	48518 18.9%	87745 34.2%	8258 3.2%	24033 9.4%	427 0.2%
	Ostala naselja / Other settlement	87827 34.2%	21596 8.4%	49274 19.2%	2070 0.8%	14627 5.7%	260 0.1%
Muško / Male		244470 100.0%	92778 38.0%	137161 56.1%	5941 2.4%	7877 3.2%	713 0.3%
	Gradska naselja / Urban settlement	153855 62.9%	57932 23.7%	87052 35.6%	3886 1.6%	4514 1.8%	471 0.2%
	Ostala naselja / Other settlement	90615 37.1%	34846 14.3%	50109 20.5%	2055 0.8%	3363 1.4%	242 0.1%

**Grafik 3. STANOVNIŠTVO STAROSTI 15 I VIŠE GODINA PREMA BRAČNOM STATUSU PO TIPU NASELJA, POPIS 2011.**

*Chart 3. Population aged 15 and over by marital status, and by type of settlement, and in %, Census 2011*



## Osnovne definicije i objašnjenja

### Metodološka objašnjenja

U Crnoj Gori, u periodu od 1. do 15. aprila 2011. godine, sproveden je Popis stanovništva, domaćinstava i stanova (u daljem tekstu: popis).

Popis je sproveden prema stanju na dan 31. mart 2011. godine u 24:00 časa, što se smatra referentnim momentom popisa. Neposredno po završetku popisa, izvršena je kontrola kvaliteta popisa, na reprezentativnom uzorku popisnih krugova, radi ocjenjivanja obuhvata i kvaliteta podataka prikupljenih popisom. Prvi rezultati kontrole ukazuju na potpun obuhvat jedinica popisa.

Popis se sproveo na tradicionalan način, metodom intervjua, koristeći princip od vrata do vrata. Intervju sa ispitanicima su obavili popisivači.

Popis koji se prema međunarodnim preporukama sprovodi svakih deset godina, proces je prikupljanja, obrade i objavljivanja demografskih, ekonomskih, obrazovnih, migracionih, etničko-kulturoloških i socijalnih podataka koji se odnose na stanovništvo zemlje u određeno vrijeme. Takođe, popisom se dobijaju podaci o broju domaćinstava i stanova kao i o njihovim karakteristikama.

Priprema, organizacija i sprovođenje popisa zasniva se na načelima: relevantnosti, nepristrasnosti, pouzdanosti, transparentnosti, blagovremenosti, profesionalne nezavisnosti, racionalnosti, konzistentnosti, javnosti, statističke povjerljivosti i upotrebe ličnih podataka isključivo za statističke svrhe.

Popis je sproveden u skladu sa Zakonom o popisu stanovništva, domaćinstava i stanova u 2011. godini ("Sl. list Crne Gore", br. 41/10, 44/10, 75/10) i Metodologijom za pripremu, organizaciju i sprovođenje popisa (u daljem tekstu: Metodologija). Metodologija je u potpunosti usklađena sa međunarodnim standardima kojima se utvrđuju zajednička pravila u prikupljanju podataka o stanovništvu, od kojih su za Popis 2011 najvažnija:

Preporuke Konferencije evropskih statističara za Popise stanovništva i stanovanja 2010. godine, a pripremljene u saradnji sa Ekonomskom komisijom UN-a za Evropu i Statističkom kancelarijom Evropske unije – EUROSTAT-om;

- Regulativa 763/2008 Evropskog parlamenta i Savjeta Evropske unije o popisima stanovništva i stanovanja, kao i Regulativa 1201/2009 koja implementira Regulativu 763/2008 Evropskog parlamenta i Savjeta Evropske unije o popisima stanovništva i stanovanja u pogledu tehničkih specifikacija obilježja i njihova raščlanjivanja.

Jedinice popisa su stanovništvo, domaćinstva i stanovi.

### **Stanovništvo**

Popisom su obuhvaćeni državljani Crne Gore, državljani Crne Gore i strani državljani, strani državljani i lica bez državljanstva, koja imaju prebivalište (stalno ili privremeno) u Crnoj Gori, bez obzira da li se u vrijeme popisa nalaze u Crnoj Gori ili u inostranstvu, bez obzira da li u vrijeme popisa posjeduju lična identifikaciona dokumenta i bez obzira da li žive u stanu, drugim objektima ili na javnim površinama.

Stanovništvo predstavljaju lica sa uobičajenim mjestom boravka u Crnoj Gori. Uobičajeno mjesto boravka predstavlja mjesto gdje lice uobičajeno provodi dan, bez obzira na privremenu odsutnost iz razloga rekreacije, odmora, posjete prijatelja ili rođaka, poslovne odsutnosti, kao i odsutnosti usljed medicinskog tretmana ili religijskog hodočašća, kao i mjesto u kome lice boravi neprekidno,

## Main definitions and explanations

### Methodological explanations

*Census of Population, Households, and Dwellings (hereinafter referred to as the "Census") was carried out in Montenegro from 1 to 15 April 2011.*

*The Census was carried out with referent period dated 31 March 2011 at 0.00h. Immediately after the Census, the quality control of the Census was performed on the representative sample of enumeration areas in order to evaluate coverage and quality of data collected by Census. The first results of the control indicate the full coverage of Census units.*

*The Census was conducted in the traditional way, using interview method, with door-to-door method. Enumerators made interviews with respondents.*

*The Census that is in accordance with the international recommendations conducted every ten years is a process of collection, processing and publishing demographic, economic, educational, migration, ethno-cultural, and social data related to population of country in certain period. Also, the Census covers data on the number of households and dwellings, and their characteristics.*

*Preparation, organisation and conducting the Census are based on principles of: relevance, impartiality, transparency, timeliness, professional independence, rationality, consistency, publicity, statistical confidentiality, and usage of personal data exclusively for the statistical purposes.*

*The Census was conducted in accordance with the Law on Census of Population, Households, and Dwellings in 2011 (Official Gazette of Montenegro 41/10, 44/10, 75/10), and Methodology for preparation, organisation, and conducting the Census (hereinafter referred to as the "Methodology"). The Methodology is fully harmonised with the international standards defining common rules for collecting the population data, and for the Census 2011 the most important are:*

*- Conference of European Statisticians Recommendations for the 2010 Censuses of Population and Housing, prepared in cooperation with the UN Economic Commission for Europe and Statistical Office of the European Communities - EUROSTAT;*

*- Regulation (EC) No 763/2008 of the European Parliament and of the Council on population and housing censuses as well as Commission Regulation (EC) No 1201/2009 implementing Regulation (EC) No 763/2008 of the European Parliament and of the Council on population and housing censuses as regards the technical specifications of the topics, and of their breakdowns.*

*Units of census are population, households, and dwellings.*

### **Population**

*The Census covers citizens of Montenegro, citizens of Montenegro and foreign citizens, foreign citizens and persons without citizenship who have residence (permanent or temporary) in Montenegro, no matter whether they are at the moment of Census in Montenegro or in abroad, no matter do they in the moment of Census possess personal identification documents and no matter do they live in apartment, other objects or in public areas.*

*Population represents persons with usual place of residence in Montenegro. Usual place of residence is place where a person usually resides regardless of temporary absence for the purposes of recreation, holiday, visits to friends or relatives, business, medical treatment or religious pilgrimage: as well as place where a*



najmanje od 1. aprila 2010. godine ili je stiglo u to mjesto kasnije, ali ima namjeru da ostane tu najmanje jednu godinu.

Metodologija je pripremljena tako da je osigurano da svako lice ima samo jedno uobičajeno mjesto boravka. U međunarodnom kontekstu ovo je važno kako bi se izbjeglo da lica budu uključena u ukupan broj stanovnika u više zemalja, ili da ne budu nigdje uključena. Upravo osnovni cilj popisa jeste da se utvrdi tačan broj lica koja žive i koriste infrastrukturu nekog geografskog područja.

Uporedivost podataka o broju stanovnika iz Popisa 2011. godine i ranijih popisa nije potpuna zbog primjene međunarodnih preporuka za odgovarajuće runde popisa. Ovdje se prvenstveno misli na namjeru, u definiciji uobičajenog mjesta boravka koja nije bila svojstvena ranijim metodologijama popisa.

#### **Bračni status**

Podaci o bračnom statusu dobijeni su na osnovu izjave lica o zakonskom bračnom statusu, bez obzira na "de facto" stanje. Bračno stanje se prikazuje za stanovništvo staro 15 i više godina.

#### **Znaci:**

" - " nema pojave

*person resides continuously, at least from 1 April 2010, or he/she has arrived in that place later but with intention of stay there at least for one year;*

*The Methodology is prepared in the way that ensures that every person has only one usual place of residence. In international context this is important in order to avoid that persons are included in total number of population in more countries or not to be included at all. Actually, the main objective of the Census is to determine the exact number of persons who live and use the infrastructure of some geographic area.*

*Comparability of data on the number of inhabitants form Census 2011 and previous censuses is not complete because of international recommendations used for each round of Census. Here it is primarily related intention within the definition of usual place of residence which was not characteristic of earlier methodologies.*

#### **Marital status**

*The data on marital status are received based on the statement of person on legal marital status, regardless of the "de facto" state.*

*Marital status is presented for population aged 15 and over.*

#### **Symbols:**

" - " No occurrence

Izdaje i štampa Zavod za statistiku Crne Gore - MONSTAT  
81000 Podgorica, IV Proleterske br.2, telefon (+382) 20 230-811, telefaks (+382) 20 230-814

Issued and published by Statistical Office of Montenegro - MONSTAT  
81000 Podgorica, IV Proleterske 2, Phone (+382) 20 230-811, Fax (+382) 20 230-814

Tiraž: 50 primjeraka  
Monstat e-mail [contact@monstat.org](mailto:contact@monstat.org)  
Ovo saopštenje je objavljeno na web sajtu: [www.monstat.org](http://www.monstat.org).

Print: 50 copies  
Monstat e-mail [contact@monstat.org](mailto:contact@monstat.org)  
This release are also published at the website: [www.monstat.org](http://www.monstat.org)