SAOBRAĆAJ, SKLADIŠTENJE I VEZE
TRANSPORT, STORAGE AND COMMUNICATIONS

Željeznički saobraćaj / *Railway transport*

∅ 2014 = 100

Putnički / *Passengers*

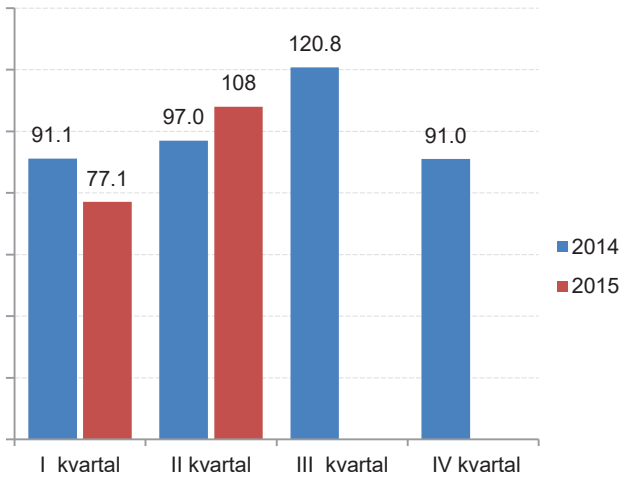

Robni / *Goods*

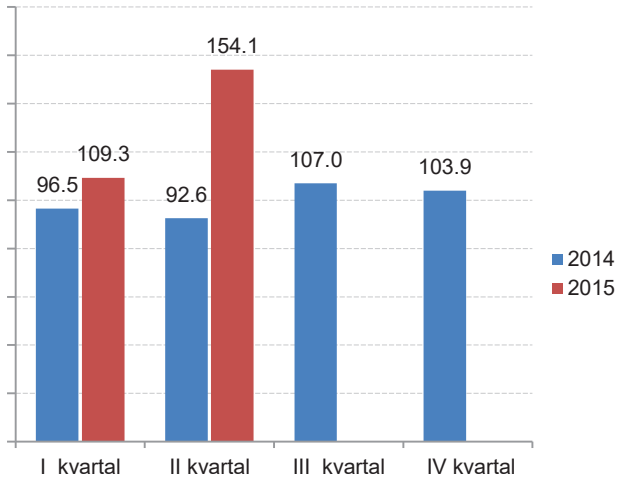

	ŽELJEZNIČKI SAOBRAĆAJ / *RAILWAY TRANSPORT*					
	Putnički / *Passenger*			**Robni / *Goods***		
	indeks *Index*	putnici u 000 *Passengers, thousands*	putnički km u 000 *Passenger kilometres in thousands*	Indeks *Index*	prevoz robe u 000 t *Goods in thousands tonnes*	tonski km u 000 *Tonne- kilometres in thousands*
2010	119,1	755	90 660	159,7	1213	150 699
2011	85,5	692	65 100	143,6	1050	135 522
2012	81,9	781	62 377	77,7	683	73 337
2013	96,5	922	73 439	111,0	1 049	104 731
2014	**100,0**	**1 122**	**76 142**	**100,0**	**903**	**94 359**
2014						
I kvartal/ *quarter*	91,1	239	17 342	96,5	246	22 773
II kvartal/*quarter*	97,0	278	18 473	92,6	223*	21 850
III kvarta/ *quarter*	120,8	339	23 000	107,0	209	25 236
IV kvarta/ *quarter*	91,0	266	17 327	103,9	225	24 500
2015						
I kvartal/ *quarter*	77,1	240	14 667	109,3	241	25 786
II kvartal/*quarter*	108,0	317	20 555	154,1	326	36 343
III kvarta/ *quarter*						
IV kvarta/ *quarter*						

SAOBRAĆAJ, SKLADIŠTENJE I VEZE
TRANSPORT, STORAGE AND COMMUNICATIONS

Drumski saobraćaj - Putnički / *Road transport – passengers*

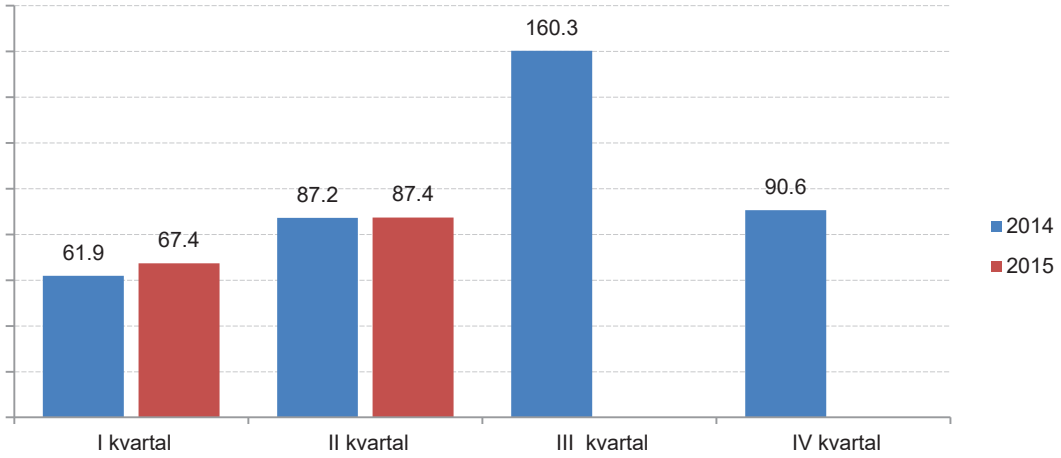

∅ 2014 = 100

	DRUMSKI SAOBRAĆAJ / *ROAD TRANSPORT*							
	PUTNIČKI / *PASSENGERS*				ROBNI[1)] / *GOODS[1)]*			
	indeks *Index*	putnici u 000 *Passengers, thous.*	putnički km u 000 *Passenger kilometres in thous.*	autobuski km u 000 *Buskilometres in thous*	indeks *Index*	roba u 000 tona *Goods in thousands tonnes*	tonski km u 000 *Tonne-kilometres in thous.*	Pređeni km vozila sa utovarom, u hilj. *Kilometres made, in thous.*
2010	75,2	6 209	80 833	20 517	247,5	1 839	166 564	12 411
2011	74,5	6 240	80 166	18 700	152,2	1 247	102 465	12 108
2012	103,4	5 726	111 242	19 086	113,6	398	76 450	12 014
2013	101,2	6 220	108 802	16 697	100,0	684	67 305	9 659
2014	**100,0**	**6 889**	**107 537**	**16 996**	**100,0**	**639**	**122 483**	**6 926**
2014								
I kvartal/ *quarter*	61,9	1 353	16 644	3 624	95,5	152	29 245	1 874
II kvartal/*quarter*	87,2	1 621	23 438	4 108	115,9	181*	35 476*	1 767*
III kvarta/ *quarter*	160,3	2 136	43 099	5 008	119,0	169	36 444	1 907
IV kvarta/ *quarter*	90,6	1 779	24 356	4 256	69,6	137	21 318	1 378
2015								
I kvartal/ quarter	67,4	1 410	18 132	4 109	87,2	169	26 704	1 375
II kvartal/*quarter*	87,4	1 655	23 505	4 051	118,4	213	36 242	1 273
III kvarta/ *quarter*								
IV kvarta/ *quarter*								

[1)] Izmjena metodologije za sprovođenje istraživanja o drumskom teretnom saobraćaju izazvala je prekid u vremenskoj seriji.
[1)] Changes in the methodology for conducting research on rode freight transport has caused a break in the time serie..

Napomena: Isprekidana linija označava prekid serije / Note: Broken/dotted line implies the brake in series

SAOBRAĆAJ, SKLADIŠTENJE I VEZE
STORAGE AND COMMUNICATIONS

∅ 2014 = 100

PROMET NA AERODROMIMA/ *TRAFFIC AT AIRPORTS*

	PUTNIČKI / *PASSENGERS*		ROBNI / *GOODS*
	indeks *Index*	prevoz putnika *Transport of passengers*	prevoz robe u tonama *Transport of goods in tonnes*
2010	74,8	1 205 536	2 159
2011	78,1	1 258 835	1 074
2012	84,2	1 357 516	766
2013	96,7	1 558 940*	768
2014	**100,0**	**1 612 130**	**862**
2014			
I kvartal/ quarter	38,1	153 729	165
II kvartal/quarter	105,8	426 445*	221
III kvarta/ quarter	202,3	815 366*	246*
IV kvarta/ quarter	53,7	216 590	230
2015			
I kvartal/ quarter	42,2	170 032	186
II kvartal/quarter	100,4	404 626	236
III kvarta/ quarter			
IV kvarta/ quarter			

GRADSKI SAOBRAĆAJ/ *LOCAL TRANSPORT*

Kvartali/ ***Quarters***	indeks *Index*	prevezeno putnika u 000 *Passengers in thousands*
2011	94,2	728
2012	82,4	637
2013	90,4	699
2014	**100,0**	**773**
2014		
I kvartal/ *quarter*	85,4	165
II kvartal/*quarter*	87,5	169
III kvarta/ *quarter*	106,6	206
IV kvarta/ *quarter*	120,6	233
2015		
I kvartal/ *quarter*	100,9	195
II kvartal/*quarter*	102,5	198
III kvarta/ *quarter*		
IV kvarta/ *quarter*		

SAOBRAĆAJ, SKLADIŠTENJE I VEZE / *TRANSPORT, STORAGE AND COMMUNICATIONS*
POMORSKI SAOBRAĆAJ / *MARINE TRANSPORT*

∅ 2014 = 100

	Prevoz robe i putnika / *Transport of goodsand passengers*			Promet u lukama (u tonama) / *Turnover in harbours (tonnes)*				
	indeks prev. putnika *Index of passeengers*	roba u tonama *Goods in tonnes*	putnici *Passengers*	indeks *Index*	ukupno *Total*	unutrašnji promet *Internal turnover*	izvoz[1] *Export*	uvoz[2] *Import*
2011	163,4	280 190	69 436	141,0	1 749 982	-	758 193	960 360
2012	125,3	108 642	53 259	98,9	1 227 877	-	416 978	800 187
2013	101,4	51 059	43 097	104,3	1 295 366	-	597 675	669 384
2014	**100,0**	**54 640**	**42 489**	**100,0**	**1 241 431**	**-**	**533 780**	**705 991**
2014								
I kvartal/ *quarter*	40,1	15 771	4 260	78,4	243 451	-	94 292	149 159
II kvartal/*quarter*	76,3	15 460	8 102	99,4	308 449	-	127 559	179 447
III kvarta/ *quarter*	244,6	12 594	25 985	120,9	375 229	-	162 294	212 718
IV kvarta/ *quarter*	39,0	10 815	4 142	101,3	314 302	-	149 635	164 667
2015								
I kvartal/ *quarter*	35,1	13 598	3 728	98,4	305 496	-	154 908	149 406
II kvartal/*quarter*	69,9	14 310	7 422	147,1	456 403	-	286 672	169 731
III kvarta/ *quarter*								
IV kvarta/ *quarter*								

[1] Tranzit utovar prikazan kod izvoza
[2] Tranzit istovar prikazan kod uvoza

[1] *Transit loading presented in export*
[2] *Transit loading presented in import*

P T T SAOBRAĆAJ / *POSTAL, TELEGRAPH AND TELEPHONE (PTT) COMMUNICATIONS*

	Poštanske usluge[1] / *Postal services*[1]			Telefonske usluge / *Telephone services*	
	pisma u 000 komada *Letters in thousands pcs.*	paketi u 000 komada *Packages in thousands pcs.*	Tiskovine i ostalo, u 000 komada *Other printed papers in thousands pcs.*	fiksna telefonija *Fixed telephony*	mobilna telefonija *Mobile telephony*
				minuti u 000 *Minutes in thous.*	minuti u 000 *Minutes in thous.*
2011	7 488	29	594	423 869	1 803 764
2012	9 458	37	497	408 638	1 972 182
2013	11 335	42	70	362 301	1 989 825
2014	**12 921**	**67**	**88**	**282 637**	**2 202 048**
2014					
I kvartal/ *quarter*	3 192	14	20	73 057	479 539
II kvartal/*quarter*	3 080	23	16	74 218	558 078
III kvarta/ *quarter*	3 247	12	16	68 800	613 211
IV kvarta/ *quarter*	3 402	18	36	66 562	551 220
2015					
I kvartal/ *quarter*	3 233	16	34	62 868	507 356
II kvartal/*quarter*	3 200	24	37	60 705	555 655
III kvarta/ *quarter*					
IV kvarta/ *quarter*					