SAOBRAĆAJ, SKLADIŠTENJE I VEZE
TRANSPORT, STORAGE AND COMMUNICATIONS

Željeznički saobraćaj / *Railway transport*

∅ 2016 = 100

Putnički / *Passengers*

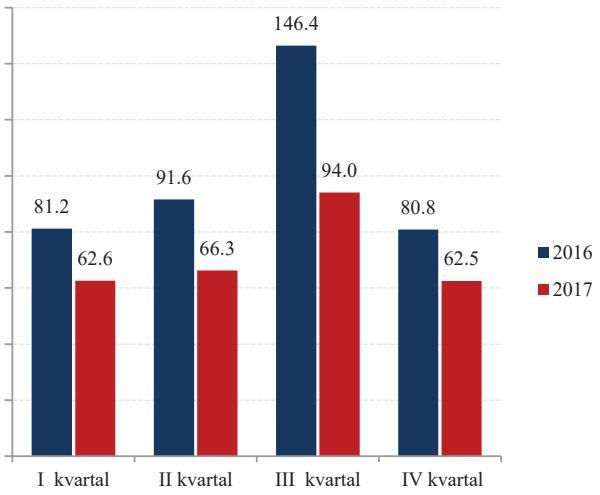

Robni / *Goods*

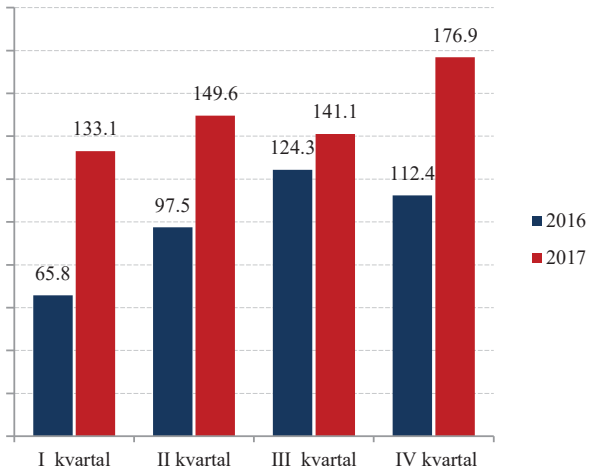

	***ŽELJEZNIČKI SAOBRAĆAJ** / RAILWAY TRANSPORT*					
	Putnički / Passenger			***Robni / Goods***		
	indeks *Index*	*putnici u 000* *Passengers, thousands*	*putnički km u 000* *Passenger kilometres in thousands*	*Indeks* *Index*	*prevoz robe u 000 t* *Goods in thousands tonnes*	*tonski km u 000* *Tonne- kilometres in thousands*
2013	87,5	922	73 439	93,1	1 049	104 731
2014	90,8	1 122	76 142	83,9	903	94 359
2015	96,1	1 236	80 590	99,5	988	111 921
2016	100,0	1 284	83 897	100,0	1 395	112 490
2016						
I kvartal/ *quarter*	81,2	271	17 035	65,8	209	18 502
II kvartal/*quarter*	91,6	291	19 216	97,5	293	27 427
III kvartal/ *quarter*	146,4	453	30 701	124,3	339	34 953
IV kvartal/ *quarter*	80,8	269	16 945	112,4	554	31 608
2017						
I kvartal/ *quarter*	62,6	216	13 128	133,1	387	37 432
II kvartal/*quarter*	66,3	232	13 904	149,6	413	42 066
III kvartal/ *quarter*	94,0	278	19 726	141,1	364	39 681
IV kvartal/ *quarter*	62,5	201	13 106	176,9	439	49 739

SAOBRAĆAJ, SKLADIŠTENJE I VEZE
TRANSPORT, STORAGE AND COMMUNICATIONS

Drumski saobraćaj - Putnički / *Road transport - passengers*

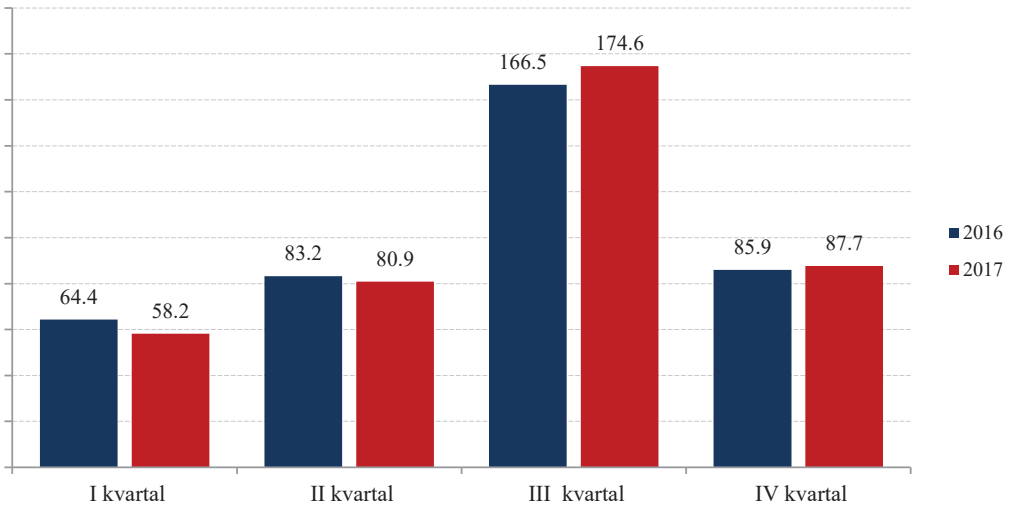

∅ 2016 = 100

	DRUMSKI SAOBRAĆAJ / *ROAD TRANSPORT*							
	PUTNIČKI / *PASSENGERS*				ROBNI[1)] / *GOODS[1)]*			
	indeks *Index*	putnici u 000 *Passengers, thous.*	putnički km u 000 *Passenger kilometres in thous.*	autobuski km u 000 *Buskilometres in thous*	indeks *Index*	roba u 000 tona *Goods in thousands tonnes*	tonski km u 000 *Tonne-kilometres in thous.*	Pređeni km vozila sa utovarom, u hilj. *Kilometres made, in thous.*
2014	94,5	6 889	107 537	16 996	101,6	639	122 483	6 926
2015	96,3	6 987	109 621	17 189	115,9	768	139 717	5 817
2016	100,0	7 544	113 798	18 223	100,0	852	120 582	5 264
2016								
I kvartal/ *quarter*	64,4	1 627	18 317	4 046	91,5	193	27 576	1 073
II kvartal/*quarter*	83,2	1 665	23 673	4 406	84,2	177	25 382	1 213
III kvartal/ *quarter*	166,5	2 468	47 357	5 586	111,3	220	33 544	1 607
IV kvartal/ *quarter*	85,9	1 784	24 451	4 185	113,1	262	34 080	1 371
2017								
I kvartal/ *quarter*	58,2	1 639	16 557	4 008	81,4	196	24 553	1 134
II kvartal/*quarter*	80,9	1 675	23 004	4 270	93,2	207	28 106	1 077
III kvartal/ *quarter*	174,6	2 476	49 671	5 254	98,8	216	29 784	1 368
IV kvartal/ *quarter*	87,7	1 785	24 964	4 412	69,6	220	20 974	1 046

SAOBRAĆAJ, SKLADIŠTENJE I VEZE
STORAGE AND COMMUNICATIONS

∅ 2016 = 100

PROMET NA AERODROMIMA/ *TRAFFIC AT AIRPORTS*

	PUTNIČKI / *PASSENGERS*		ROBNI / *GOODS*
	indeks *Index*	prevoz putnika *Transport of passengers*	prevoz robe u tonama *Transport of goods in tonnes*
2013	84,0	1 558 940	768
2014	86,9	1 612 130	862
2015	88,6	1 643 905	889
2016	100,0	1 855 837	910
2016			
I kvartal/ quarter	38,5	178 740	186
II kvartal/quarter	97,3	451 222	238
III kvartal/ quarter	207,6	963 016	261
IV kvartal/ quarter	56,7	262 859	225
2017			
I kvartal/ quarter	43,7	202 783	187
II kvartal/quarter	123,3	571 981	226
III kvartal/ quarter	236,0	1 095 017	248
IV kvartal/ quarter	67,9	315 078	215

GRADSKI SAOBRAĆAJ/ *LOCAL TRANSPORT*

Kvartali/ ***Quarters***	indeks *Index*	prevezeno putnika u 000 *Passengers in thousands*
2013	74,4	699
2014	82,3	773
2015	94,2	885
2016	100,0	939
2016		
I kvartal/ *quarter*	96,3	226
II kvartal/*quarter*	92,0	216
III kvartal/ *quarter*	103,9	244
IV kvartal/ *quarter*	107,8	253
2017		
I kvartal/ *quarter*	98,4	231
II kvartal/*quarter*	97,6	229
III kvartal/ *quarter*	104,8	246
IV kvartal/ *quarter*	109,9	258

SAOBRAĆAJ, SKLADIŠTENJE I VEZE / *TRANSPORT, STORAGE AND COMMUNICATIONS*
POMORSKI SAOBRAĆAJ / *MARINE TRANSPORT*

∅ 2015 = 100

	Prevoz robe i putnika / *Transport of goodsand passengers*			Promet u lukama (u tonama) / *Turnover in harbours (tonnes)*			
	indeks prev. putnika *Index of passeengers*	roba u tonama *Goods in tonnes*	putnici *Passengers*	indeks *Index*	ukupno *Total*	izvoz[1)] *Export*	uvoz[2)] *Import*
2013	120,0	51 059	43 097	78,7	1 295 366	597 675	669 384
2014	118,3	54 640	42 489	75,4	1 241 431	533 780	705 991
2015	109,1	52 441	39 198	90,4	1 488 399	837 470	649 747
2016	100,0	41 668	35 925	100,0	1 645 797	809 569	807 571
2016							
I kvartal/ *quarter*	41,9	12 871	3 765	62,4	256 578	105 058	151 520
II kvartal/*quarter*	56,1	8 481	5 034	106,2	437 036	244 119	192 917
III kvartal/ *quarter*	265,3	11 871	23 829	133,3	548 455	305 911	213 887
IV kvartal/ *quarter*	36,7	8 445	3 297	98,1	403 728	154 481	249 247
2017							
I kvartal/ *quarter*	...	...	...	135,3	556 791	393 156	163 025
II kvartal/*quarter*	...	...	...	122,4	503 518	284 851	217 375
III kvartal/ *quarter*	...	...	...	133,3	548 486	270 361	277 893
IV kvartal/ *quarter*	...	...	...	118,4	487 327	262 012	225 155

[1)] Tranzit utovar prikazan kod izvoza
[2)] Tranzit istovar prikazan kod uvoza

[1)] Transit loading presented in export
[2)] Transit loading presented in import

P T T SAOBRAĆAJ / *POSTAL, TELEGRAPH AND TELEPHONE (PTT) COMMUNICATIONS*

	Poštanske usluge[1)] / *Postal services[1)]*			Telefonske usluge / *Telephone services*	
	pisma u 000 komada *Lletters in thousands pcs,*	paketi u 000 komada *Packages in thousands pcs,*	Tiskovine i ostalo, u 000 komada *Other printed papers in thousands pcs,*	fiksna telefonija *Fixed telephony*	mobilna telefonija *Mobile telephony*
				minuti u 000 *Minutes in thous,*	minuti u 000 *Minutes in thous,*
2013	11 335	42	70	362 301	1 989 825
2014	12 921	67	88	282 637	2 202 048
2015	13 643	75	216	236 613	2 224 690
2016	14 532	149	636	198 764	2 253 924
2016					
I kvartal/ *quarter*	3 015	34	213	51 844	514 690
II kvartal/*quarter*	3 396	34	140	49 734	572 551
III kvartal/ *quarter*	3 601	37	206	46 978	610 201
IV kvartal/ *quarter*	4 520	44	77	50 208	556 482
2017					
I kvartal/ *quarter*	3 547	18	70	43 391	511 651
II kvartal/*quarter*	3 608	17	88	40 642	568 260
III kvartal/ *quarter*	3 828	13	29	37 960	625 694
IV kvartal/ *quarter*	4 176	17	45	37 555	538 819