



CRNA GORA / MONTENEGRO
ZAVOD ZA STATISTIKU / STATISTICAL
OFFICE
SAOPŠTENJE / STATEMENT
Broj / No 76
Podgorica, 23.06.2011.god.

Prilikom korišćenja ovih podataka navestii zvor
Name the source when using the date

MJESEČNI POKAZATELJI SAOBRAĆAJA, SKLADIŠTENJA I VEZA
U CRNOJ GORI MAJ. 2011 GODINE
/MONTHLY INDICATORS TRANSPORT, STORAGE AND COMMUNICATIONS
IN MONTENEGRO/

-PRETHODNI REZULTAT-
/PRELIMINARY RESULTS/

1.Prevoz putnika, kopneni saobraćaj

/ Transport of passengers,land transport /

Ø2010=100

	Prevezeni putnici, u hilj. /Passengers,thous./			Putnički kilometri, u hilj. /Pasengers kilometers in thous./	
	drumski /road/	željeznički /railway/	gradski /local/	drumski /road/	željeznički /railway/
V	544	58	69	6673	5000
$\frac{V}{\overline{V}}_{\overline{\text{Ø2010}}}$	105.2	92.1	140.8	99.1	66.2
$\frac{V_{2011}}{IV_{2011}}$	115.5	128.9	100.0	125.2	100.0
$\frac{V_{2011}}{V_{2010}}$	114.5	89.2	164.3	77.5	83.3

2.Prevoz robe, kopneni saobraćaj

/ Transport of goods ,land transport /

Ø2010=100

	Prevezena roba, hilj. t /Transport of goods in thous.,t/		Tonski kilometri, hilj. /Tonne-kilometres in thous./	
	drumski /road/	željeznički /railway/	drumski /road/	željeznički /railway/
V	101	81	8126	9360
$\frac{V}{\overline{V}}_{\overline{\text{Ø2010}}}$	66.0	80.2	58.6	74.5
$\frac{V_{2011}}{IV_{2011}}$	105.2	80.2	118.2	65.4
$\frac{V_{2011}}{V_{2010}}$	51.5	68.6	51.8	61.9

3.Prevoz robe i promet u lukama, pomorski saobraćaj

/Transport of goods and turnover in harbours /

Ø2010=100

	Prevoz robe,hilj.t /Transport of goods in thous.,t/		Promet u lukama(u tonama) /Turnover in harbours(in tones)/			
	roba u 000 t /goods in 000 t/	tonske milje u mil. /tonne milles in mil/	ukupno /total/	unutrašnji promet /internal turnover/	izvoz /export/	uvoz /import/
V	26	11	200920		137879	59784
$\frac{V}{\text{Ø}2010}$	70.7	55.3	137.1		198.0	89.8
$\frac{V\ 2011}{IV\ 2011}$	86.7	142.5	112.4		141.2	77.2
$\frac{V\ 2011}{V\ 2010}$	49.1	65.7	159.3		205.1	102.0

4.Prevoz robe i putnika, vazdušni saobraćaj

/Transpot of passengers and goods,air transport

Ø2010=100

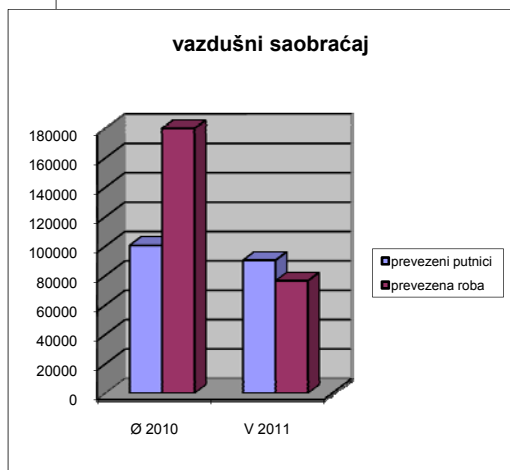
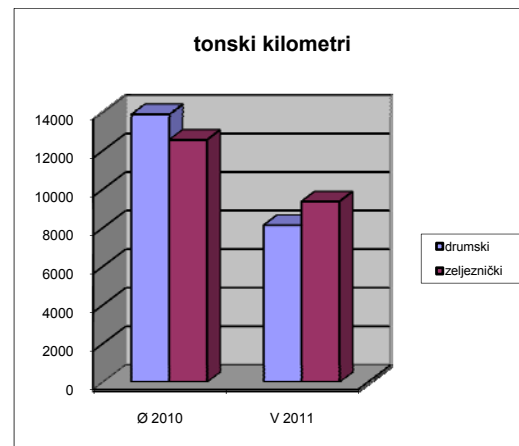
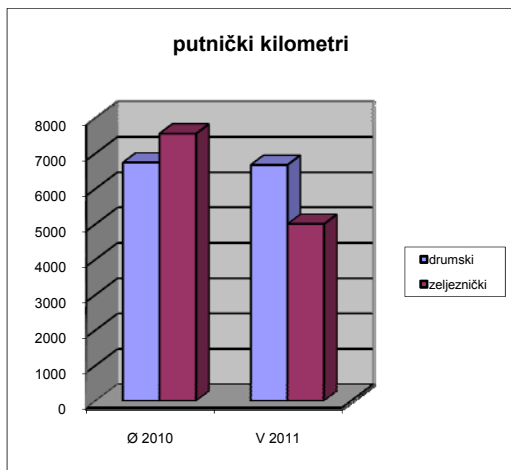
	Prevezeni putnici /Passengers/	Prevezena roba u tonama /Transport of goods in tonnes /
V	90308	76
$\frac{V}{\text{Ø}2010}$	89.9	42.2
$\frac{V\ 2011}{IV\ 2011}$	133.1	120.6
$\frac{V\ 2011}{V\ 2010}$	101.4	25.8

5.Poštanske aktivnosti i telekomunikacije

Telegraph and telephone communications

Ø2010=100

	Poštanske usluge /Postal services/			Telegrafske usluge /Telegraph service/	Telekomunikacije /Telecommunications/	
	Pisma u hilj. kom /letters in thous./	Paketi u hilj.kom /packages in thous./	Uputnice u hilj. kom /postal orders in thous/	Telegrami u hilj. kom /telegraphs in thous./	Fiksna telefonija – minuti /fixed telephony – minutes in thous./	Mobilna telefonija – minuti /mobile telephony – minutes in thous./
V	1720	2	4	33	37259	143581
$\frac{V}{\text{Ø}2010}$	99.4	100.0	133.3	94.3	117.5	136.5
$\frac{V\ 2011}{IV\ 2011}$	96.1	100.0	100.0	100.0	102.5	94.9
$\frac{V\ 2011}{V\ 2010}$	102.8	100.0	100.0	94.3	115.5	135.9



U ovom saopštenju objavljuju se podaci o prevozu putnika i robe u kopnenom i vazdušnom saobraćaju, prevozu robe u pomorskom saobraćaju, kao i podaci o poštanskim i telekomunikacionim uslugama.

Kod broja prevezenih putnika u maju mjesecu 2011.godine u odnosu na isti period prethodne godine bilježi se rast u gradskom za 64.3% i vazdušnom za 1.4%, dok rast bilježimo i u drumskom za 14.5% a u željezničkom pad za 10.8%

Kod prevoza robe u maju mjesecu 2011.godine u odnosu na isti period prethodne godine bilježi se pad u željezničkom prevozu za

This release publishes data on passengers and goods in land and air traffic, transportation of goods in maritime transport, as well as information on postal and telecommunication services.

The number of passengers carried in May 2011 compared to same period last year, there was an increase in public transport for 64.3% and 1.4% for air, while there was increase in road transport for 14.5% as in railway decrease for 10.8%.

The transport of goods in May 2011 compared to same period last year, there was a decrease in the railway transport for 31.4%, air transport for 74.2 % while there was decrease in road transport for 48.5 %, as in seawater by 50.9 %

31.4 % , vazdušnom za 74.2 % ,dok pad bilježimo u drumskom prevozu za 48.5%, kao i u pomorskom za 50.9%.

Kod prometa u lukama u maju mjesecu 2011.godine u odnosu na isti period prethodne godine bilježi se pad za 59.3 % .

U maju mjesecu 2011.godine u odnosu na isti period prethodne godine broj utrošenih minuta fiksne telefonije je u porastu za 15.5%, kao i broj utrošenih minuta mobilne telefonije za 35.9 %.

Traffic at ports in May 2011 compared to same period last year there has been a increase by 59.3 %.

In May2011 compared to same period last year, the number of minutes of fixed telephone lines increase by 15.5 %, as in number of minutes of mobile phone by 35.9%.

Notes on methodology

SAOBRAĆAJ, SKLADIŠTENJE I VEZE

Izvori i metodi prikupljanja podataka

Podaci saobraćaja, skladištenja i veza su rezultat redovnih mjesečnih i godišnjih izvještaja izvještajnih jedinica kojima je saobraćaj osnovna djelatnost.

Obuhvatnost

Podaci obuhvataju sve jedinice na području Crne Gore kojima je saobraćaj osnovna djelatnost, i pripadaju sektoru Z klasifikacije djelatnosti Nace Rev.1.1.

Definicije :

Pod prevozom u saobraćaju podrazumijeva se kretanje putnika i tereta od mjesta ukrcavanja do mjesta iskrčavanja.

Tonski kilometar označava prevoz jedne tone robe na rastojanju od 1 km.

Putnicki kilometar označava prevoz jednog putnika narastojanju od 1 km.

Luke su mjesta ukrcavanja i iskrčavanja putnika i tereta na morskoj obali, koja su posebno izgrađena za tu svrhu, dok su pristaništa takva mjesta na obalama rijeka i jezera.

Platni promet obuhvata uplate poštanskim uputnicama, uplate i isplate po žiro računima.

Telegrami obuhvataju otpremu u unutaršnjem prometu i prometu sa inostranstvom, uključujući i transit.

Telefonski minuti u unutrašnjem i međunarodnom saobraćaju prate se za fiksnu telefoniju, pored toga prate se i telefonski minuti mobilne telefonije.

TRANSPORT, STORAGE AND COMMUNICATIONS

Sources and methods of data collection

The data of transport, storage and communications are the result of regular monthly and annual reports of reporting units to which the traffic is the main activity.

Coverage

The data include all units in Montenegro where the traffic is the main activity, and belong to sector Z classification Nace Rev.1.1.

Definitions:

Under the *transport of traffic it is* implies the movement of passengers and cargo from the point of embarkation to disembarkation.

Tons kilometer means the transportation of one tonne over a distance of 1 km.

Passenger kilometer means the transportation of one passenger a distance of 1 km.

Ports are places of embarkation and disembarkation of passengers and cargo on the coast, which was specifically built for this purpose, while the port such places on the banks of rivers and lakes.

International Payment includes payment postal money orders, payments and payments under current accounts.

Telegrams include shipping to domestic traffic and trade with foreign countries, including transit.

Phone minutes in the domestic and international traffic are based on the fixed telephony, in addition to follow up and mobile phone minutes.

Izdaje i štampa Zavod za statistiku Crne Gore (MONSTAT)
81000 Podgorica, IV Proleterske br.2, telefon (+382) 20 230-814, telefaks (+382) 20 230-837

Za dalje informacije: Jelena Popović
e-mail: jelena.popovic@monstat.org
telefon: +382 20 231 004
Milena Obradović
e-mail: milena.obradovic@monstat.org
telefon: +382 20 230 805

Tiraž: 100 primjeraka
Monstat e-mail contact@monstat.org
Podaci iz ovog saopštenja objavljuju se i na internetu.