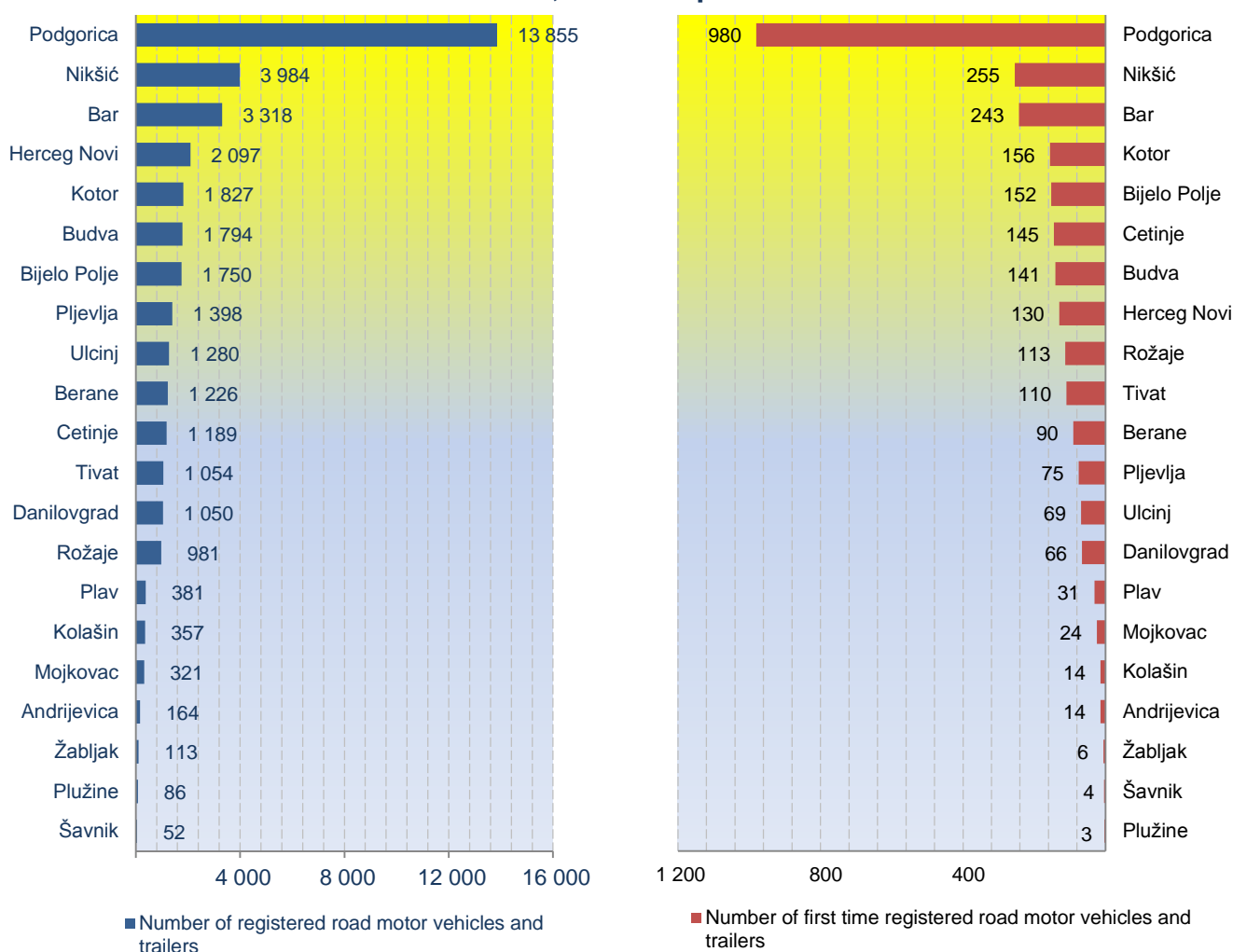


Number of registered road motor vehicles and trailers The first quarter 2013

Number of registered road motor vehicles and trailers in the first quarter 2013 is 38 277, which is a increase of 4.8% in comparison with the same quater of previous year.

Number of first time registered road motor vehicles and trailers in the first quarter 2013 is 2 821, which is a increase of 15.4% in comparison with the same quater of previous year.¹

Chart 1. and 2. Number of registered and for the first time registered road motor vehicles and trailers, the first quarter 2013



¹First time registered vehicles include: new and used imported vehicles, i.e. vehicles for the first time registered.

**Table 1. Number of registered road motor vehicles and trailers
the first quarter 2013**

Type of vehicle/ Municipality	Motorcycles	Passengercars	Vans	Buses	Goods roadvehicles
Sum	254	34 322	192	207	2 334
Andrijevica	0	155	0	1	8
Bar	25	2 960	29	7	196
Berane	2	1 085	24	5	73
Bijelo Polje	4	1 550	6	9	107
Budva	23	1 621	8	10	107
Cetinje	7	1 050	0	17	62
Danilovgrad	3	896	5	15	103
Herceg Novi	23	1 887	26	23	111
Kolasin	0	323	6	6	12
Kotor	42	1 565	12	4	132
Mojkovac	1	295	8	0	9
Niksic	7	3 602	22	23	224
Plav	2	342	1	3	13
Pljevlja	1	1 258	3	10	95
Pluzine	0	78	4	0	4
Podgorica	82	12 571	5	43	898
Rozaje	0	837	18	6	38
Tivat	13	940	13	7	57
Ulcinj	19	1 155	0	18	80
Savnik	0	48	0	0	3
Zabljak	0	104	2	0	2

/continue/

Type of vehicle/ Municipality	Specialpurpose vehicles	Road tractors	Trailers	Agricultural tractors	Sum
Sum	235	243	453	37	38 277
Andrijevica	0	0	0	0	164
Bar	26	24	51	0	3 318
Berane	9	10	18	0	1 226
Bijelo Polje	27	16	28	3	1 750
Budva	10	1	13	1	1 794
Cetinje	20	14	18	1	1 189
Danilovgrad	14	4	8	2	1 050
Herceg Novi	18	1	8	0	2 097
Kolasin	4	3	3	0	357
Kotor	40	10	21	1	1 827
Mojkovac	2	3	3	0	321
Niksic	20	28	56	2	3 984
Plav	7	4	8	1	381
Pljevlja	2	3	16	10	1 398
Pluzine	0	0	0	0	86
Podgorica	7	96	142	11	13 855
Rozaje	7	24	48	3	981
Tivat	14	1	8	1	1 054
Ulcinj	4	0	4	0	1 280
Savnik	0	0	0	1	52
Zabljak	4	1	0	0	113

**Table 2. Number of first time registered road motor vehicles and trailers
the first quarter 2013**

Type of vehicle/ Municipality	Motorcycles	Passengercars	Vans	Buses	Goods road vehicles
Sum	58	2 444	4	17	171
Andrijevica	0	12	0	0	2
Bar	9	215	1	0	11
Berane	0	72	0	0	9
Bijelo Polje	1	127	0	0	19
Budva	4	125	1	3	6
Cetinje	1	129	0	3	7
Danilovgrad	1	44	0	2	13
Herceg Novi	3	117	0	2	5
Kolasin	0	13	0	1	0
Kotor	13	132	1	1	2
Mojkovac	0	22	0	0	1
Niksic	1	228	0	1	11
Plav	0	28	0	0	0
Pljevlja	0	65	0	0	1
Pluzine	0	3	0	0	0
Podgorica	22	855	0	2	67
Rozaje	0	94	0	0	4
Tivat	1	93	1	1	9
Ulcinj	2	62	0	1	3
Savnik	0	2	0	0	1
Zabljak	0	6	0	0	0

/continue/

Type of vehicle/ Municipality	Specialpurpose vehicles	Road tractors	Trailers	Agricultural tractors	Sum
Sum	10	22	78	17	2 821
Andrijevica	0	0	0	0	14
Bar	0	0	7	0	243
Berane	3	1	5	0	90
Bijelo Polje	0	2	2	1	152
Budva	0	0	1	1	141
Cetinje	1	0	3	1	145
Danilovgrad	4	0	1	1	66
Herceg Novi	1	0	2	0	130
Kolasin	0	0	0	0	14
Kotor	1	1	5	0	156
Mojkovac	0	0	1	0	24
Niksic	0	2	10	2	255
Plav	0	2	1	0	31
Pljevlja	0	1	2	6	75
Pluzine	0	0	0	0	3
Podgorica	0	13	21	0	980
Rozaje	0	0	12	3	113
Tivat	0	0	4	1	110
Ulcinj	0	0	1	0	69
Savnik	0	0	0	1	4
Zabljak	0	0	0	0	6

**Table 3. Number of registered road motor vehicles and trailers by age of vehicle
the first quarter 2013**

Production age	Motorcycles	Passenger cars	Vans	Buses	Goods road vehicles
Sum	254	34 322	192	207	2 334
Until 1979.	0	92	1	0	45
1980-1989	0	4 801	31	30	289
1990-1994	7	7 135	48	32	282
1995	0	1 412	3	10	55
1996	3	1 558	10	10	75
1997	1	1 476	10	6	95
1998	1	1 314	9	7	93
1999	4	1 194	8	4	70
2000	2	1 342	7	7	68
2001	4	1 777	7	5	112
2002	7	1 590	4	15	122
2003	11	1 308	9	9	124
2004	8	1 252	5	17	124
2005	13	1 077	4	15	104
2006	21	1 120	3	13	112
2007	38	1 652	5	7	165
2008	45	1 559	8	10	164
2009	19	682	3	2	58
2010	17	701	0	0	47
2011	15	577	13	7	79
2012	21	475	3	0	31
2013.	17	228	1	1	20

/continue/

Production age	Special purpose vehicles	Road tractors	Trailers	Agricultural tractor	Sum
Sum	235	243	453	37	38 277
Until 1979.	5	0	11	1	155
1980-1989	49	2	65	11	5 278
1990-1994	27	16	66	4	7 617
1995	5	5	14	0	1 504
1996	7	13	13	0	1 689
1997	8	8	12	0	1 616
1998	4	8	22	0	1 458
1999	7	8	29	0	1 324
2000	5	15	28	0	1 474
2001	6	23	18	0	1 952
2002	16	22	26	1	1 803
2003	5	25	21	0	1 512
2004	5	16	28	1	1 456
2005	6	14	13	0	1 246
2006	5	15	12	0	1 301
2007	27	15	24	10	1 943
2008	30	33	29	3	1 881
2009	10	3	3	1	781
2010	5	0	5	0	775
2011	1	2	5	3	702
2012	2	0	6	2	540
2013.	0	0	3	0	270

Chart 3. Number of registered passenger cars by age of vehicle the first quarter 2013

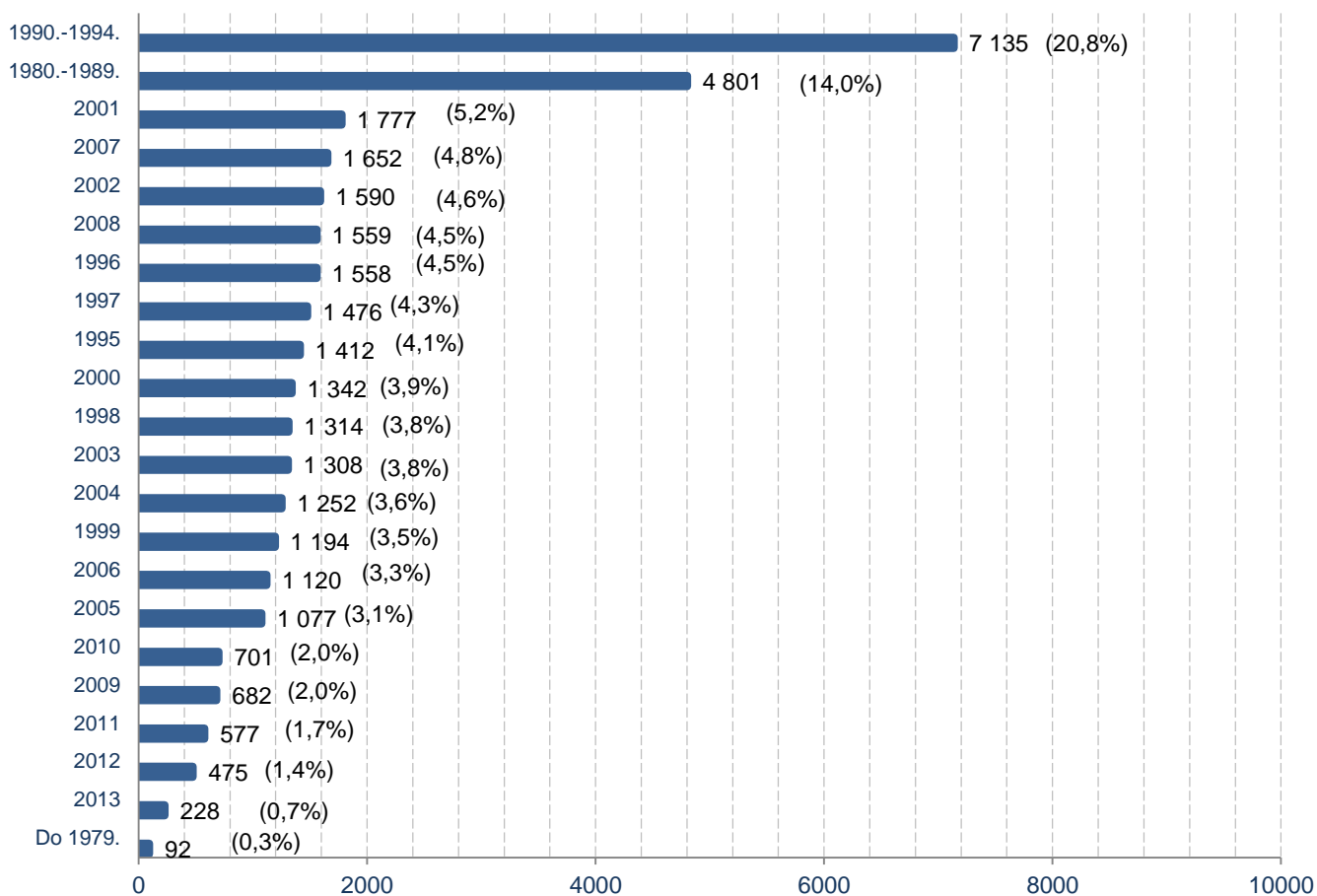


Chart 4. Structure of registered passenger cars by age of vehicle the first quarter 2013

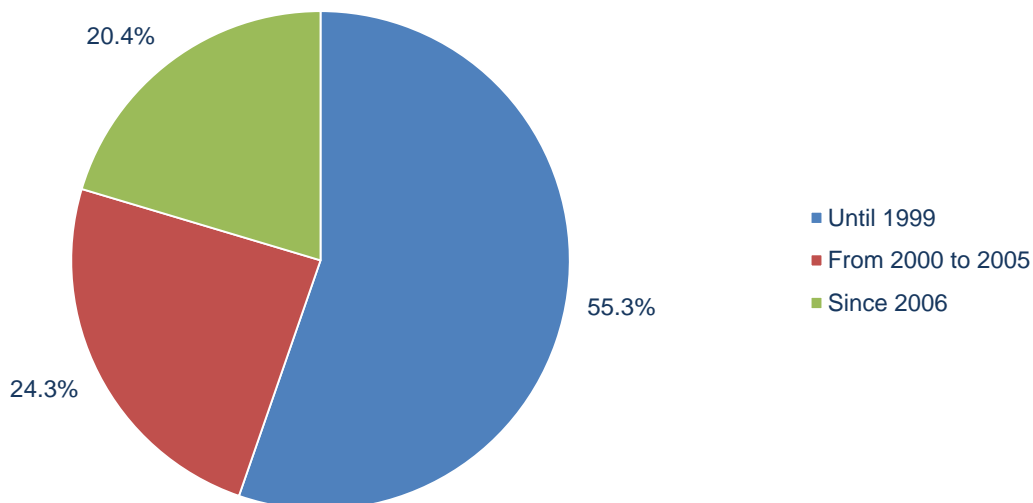
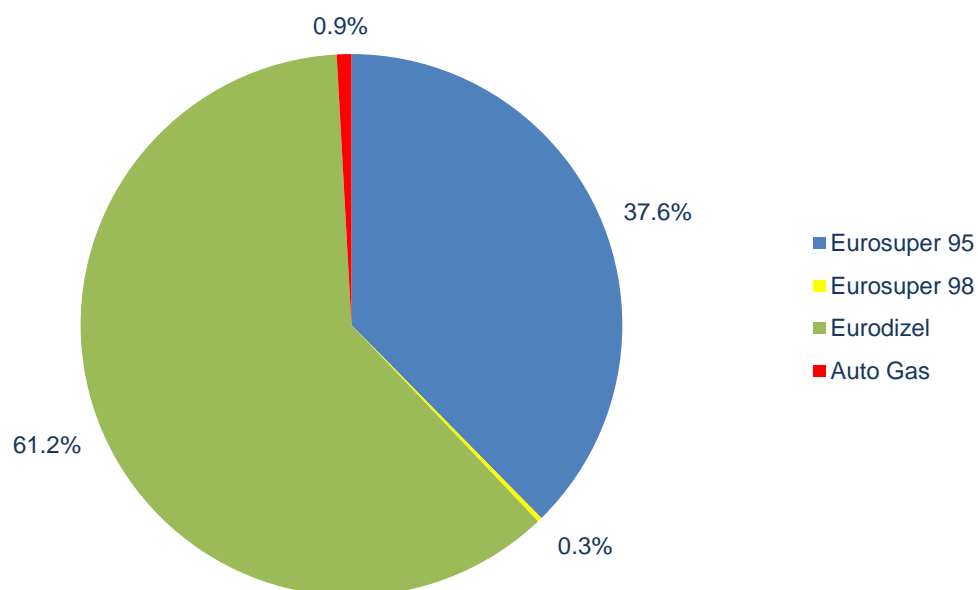


Table 4. Number of registered road motor vehicles by type of motor energy

Month	Type of motor energy						Sum ²
	EUROSUPER 95	EUROSUPER 98	EURODIZEL	Mixture	AUTO GAS	Electricity	
2013							
QI	14 311	105	23 283	3	331	1	38 034
2012	82 675	895	111 016	28	1 343	4	195 961
QI	14 411	130	21 339	2	249	1	36 132
QII	23 820	230	30 076	17	346	2	54 491
QIII	24 978	367	31 568	7	377	1	57 298
QIV	19 466	168	28 033	2	371	0	48 040
2011	87 671	1 046	104 860	28	1 159	9	194 773
QI	17 212	131	21 451	4	232	2	39 032
QII	24 464	284	28 263	12	306	3	53 332
QIII	25 745	423	29 251	6	324	3	55 752
QIV	20 250	208	25 895	6	297	1	46 657

Chart 5. Structure of registered road motor vehicles and trailers by type of motor energy the first quarter 2013



² The total number of motor vehicles by type of motor energy is less than the total number of registered road vehicles and trailers for the number of trailers that do not use the motor energy.

Table 5. Number of registered road motor vehicles and trailers in Montenegro

Quater	Number of registered vehicles	Indices		
		2010=100	Quarterly indicies	Annual index
2013				
QI	38 277	81.5	79.0	104.8
2012	197 826	105.3		
QI	36 535	77.8	77.7	92.6
QII	55 065	117.2	150.7	102.2
QIII	57 755	122.9	104.9	103.0
QIV	48 471	103.2	83.9	103.1
2011	196 419	104.5		
QI	39 468	84.0		
QII	53 887	114.7	136.5	
QIII	56 062	119.3	104.0	
QIV	47 002	100.1	83.8	

Table 6. Number of first time registered road motor vehicles and trailers in Montenegro

Quater	Number of first time registered vehicles	Indices		
		2010=100	Quarterly indicies	Annual index
2013				
QI	2 821	106.7	85.6	115.4
2012	13 335	126.1		
QI	2 445	92.5	72.6	101.5
QII	3 946	149.3	161.4	111.7
QIII	3 648	138.0	92.4	111.7
QIV	3 296	124.7	90.4	97.9
2011	12 573	118.9		
QI	2 410	91.2		
QII	3 532	133.6	146.6	
QIII	3 265	123.5	92.4	
QIV	3 366	127.3	103.1	

Table 7. Number of registered passenger cars,by municipalities

Quater/ Municipality	Q I - 2013	Q IV - 2012	Q III - 2012	Q II - 2012	Q I - 2012
Sum	34 322	43 802	50 236	47 263	32 564
Andrijevisa	155	216	244	267	138
Bar	2 960	3 664	4 471	3 953	2 868
Berane	1 085	1 356	1 646	1 702	1 093
B. Polje	1 550	1 947	2 338	2 251	1 533
Budva	1 621	2 441	2 874	2 582	1 508
Cetinje	1 050	1 348	1 646	1 545	938
Danilovgrad	896	1 006	1 119	997	793
H. Novi	1 887	2 826	2 998	2 722	1 949
Kolasin	323	364	462	452	305
Kotor	1 565	2 202	2 400	2 390	1 517
Mojkovac	295	352	435	465	264
Niksic	3 602	4 302	4 752	4 615	3 359
Plav	342	408	639	598	330
Pljevlja	1 258	1 505	1 751	1 934	1 254
Pluzine	78	120	117	142	95
Podgorica	12 571	15 485	17 297	16 201	11 523
Rozaje	837	950	1 280	1 146	856
Tivat	940	1 369	1 498	1 554	851
Ulcinj	1 155	1 692	1 987	1 453	1 227
Savnik	48	85	76	96	47
Zabljak	104	164	206	198	116

Table 8. Structure of registered passenger cars (in %), by municipalities

Quater/ Municipality	Q I - 2013	Q IV - 2012	Q III - 2012	Q II - 2012	Q I - 2012
Sum	100.0	100.0	100.0	100.0	100.0
Andrijevisa	0.42	0.49	0.49	0.56	0.42
Bar	8.81	8.36	8.90	8.36	8.81
Berane	3.36	3.10	3.28	3.60	3.36
B. Polje	4.71	4.45	4.65	4.76	4.71
Budva	4.63	5.57	5.72	5.46	4.63
Cetinje	2.88	3.08	3.28	3.27	2.88
Danilovgrad	2.44	2.30	2.23	2.11	2.44
H. Novi	5.99	6.45	5.97	5.76	5.99
Kolasin	0.94	0.83	0.92	0.96	0.94
Kotor	4.66	5.03	4.78	5.06	4.66
Mojkovac	0.81	0.80	0.87	0.98	0.81
Niksic	10.32	9.82	9.46	9.76	10.32
Plav	1.01	0.93	1.27	1.27	1.01
Pljevlja	3.85	3.44	3.49	4.09	3.85
Pluzine	0.29	0.27	0.23	0.30	0.29
Podgorica	35.39	35.35	34.43	34.28	35.39
Rozaje	2.63	2.17	2.55	2.42	2.63
Tivat	2.61	3.13	2.98	3.29	2.61
Ulcinj	3.77	3.86	3.96	3.07	3.77
Savnik	0.14	0.19	0.15	0.20	0.14
Zabljak	0.36	0.37	0.41	0.42	0.36

Table 9. Number of first time registered passenger cars in Montenegro by municipalities

Quater/ Municipality	Q I - 2013	Q IV - 2012	Q III - 2012	Q II - 2012	Q I - 2012
Sum	2 444	2 897	3 004	3 177	2 095
Andrijevisa	12	7	10	11	5
Bar	215	272	297	345	213
Berane	72	99	105	100	59
Bijelo Polje	127	121	138	145	101
Budva	125	217	184	260	106
Cetinje	129	119	121	151	79
Danilovgrad	44	48	50	42	40
H. Novi	117	174	186	210	108
Kolasin	13	11	10	6	14
Kotor	132	153	146	173	126
Mojkovac	22	27	10	15	7
Niksic	228	253	281	257	186
Plav	28	29	53	23	21
Pljevlja	65	72	82	111	45
Pluzine	3	3	4	6	4
Podgorica	855	982	1,047	1,015	718
Rozaje	94	104	101	89	87
Tivat	93	96	82	128	97
Ulcinj	62	102	84	82	78
Savnik	2	5	4	2	0
Zabljak	6	3	9	6	1

Table 10. Structure of first time registered passenger cars (in %). by municipalities

Quater/ Municipality	Q I - 2013	Q IV - 2012	Q III - 2012	Q II - 2012	Q I - 2012
Sum	100.0	100.0	100.0	100.0	100.0
Andrijevisa	0.49	0.24	0.33	0.35	0.24
Bar	8.80	9.39	9.89	10.86	10.17
Berane	2.95	3.42	3.50	3.15	2.82
Bijelo Polje	5.20	4.18	4.59	4.56	4.82
Budva	5.11	7.49	6.13	8.18	5.06
Cetinje	5.28	4.11	4.03	4.75	3.77
Danilovgrad	1.80	1.66	1.66	1.32	1.91
H. Novi	4.79	6.01	6.19	6.61	5.16
Kolasin	0.53	0.38	0.33	0.19	0.67
Kotor	5.40	5.28	4.86	5.45	6.01
Mojkovac	0.90	0.93	0.33	0.47	0.33
Niksic	9.33	8.73	9.35	8.09	8.88
Plav	1.15	1.00	1.76	0.72	1.00
Pljevlja	2.66	2.49	2.73	3.49	2.15
Pluzine	0.12	0.10	0.13	0.19	0.19
Podgorica	34.98	33.90	34.85	31.95	34.27
Rozaje	3.85	3.59	3.36	2.80	4.15
Tivat	3.81	3.31	2.73	4.03	4.63
Ulcinj	2.54	3.52	2.80	2.58	3.72
Savnik	0.08	0.17	0.13	0.06	0.00
Zabljak	0.25	0.10	0.30	0.19	0.05

METHODOLOGICAL NOTES

Data source

The data on number of registered road motor vehicles and trailers are the result of regular quarterly surveys from reporting unit –Ministry of Interiors of Montenegro as an institution engaged in monitoring and keeping record on road motor vehicles and trailers.

Coverage

Observation unit is registered road motor vehicle and trailer.

Definitions

Registered road motor vehicle and trailer are all vehicles registered in the Ministry of Interiors, except military vehicles.

For the first time registered vehicles include: new and imported vehicles, i.e. vehicles with the first-time registration in Montenegro.

Age of road vehicle is time passed from the first registration of road motor vehicle regardless of registration country.

Published and printed by Statistical Office of Montenegro (MONSTAT)
81000 Podgorica, IV Proleterske 2, Phone (+382) 20 230-811, Fax (+382) 20 230-814

Release prepared by:

Jelena POPOVIC
Phone +382-20-231-004;
e-mail: contact@monstat.org