

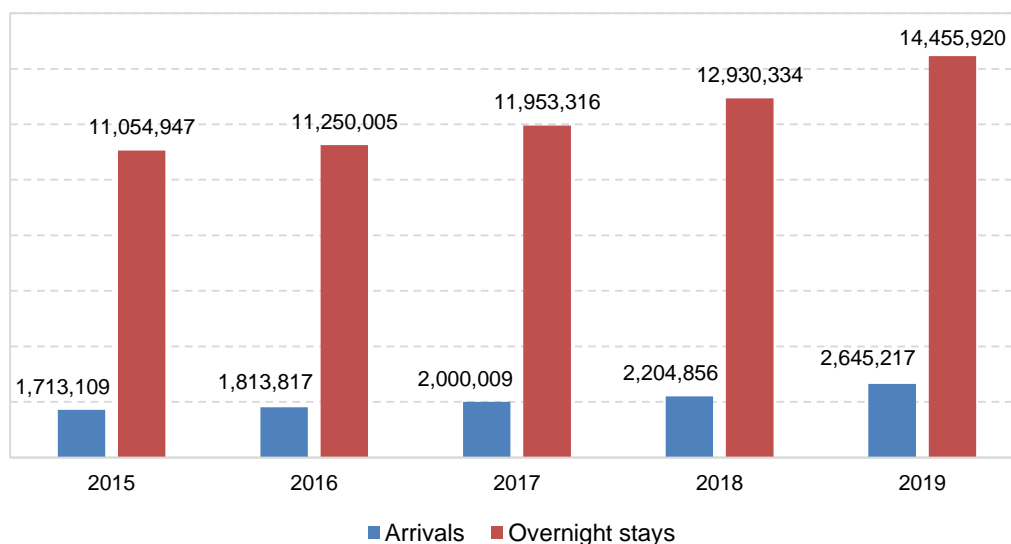
Survey on arrivals and overnight stays of tourists, total¹ 2019

In Montenegro, in 2019, tourists realised 20.0% more arrivals compared to 2018, while the number of realised overnight stays increased by 11.8%. Overnight stays of foreign tourists represent 96.4%, while the domestic tourists represent 3.6% of all overnight stays.

Concerning the structure of overnight stays of foreign tourist, in 2019, the most of them were realized by tourists from Russian Federation (24.9%), Serbia (21.4%), Bosnia and Herzegovina (8.5%), Kosovo (5.4%), Germany (4.6%), Ukraine (3.3%), France (3.1%) and United Kingdom (3.0%). Tourists from other countries realised 25.8% overnight stays.

Concerning the structure of overnight stays by type of resort, in 2019, most of them were realised in seaside resorts (94.9%), capital (2.1%), mountain resorts (1.8%) and other tourists resorts (1.2%).

Graph 1 Arrivals and overnight stays of tourists, total
2015 - 2019



¹ Total tourist arrivals and overnights include tourist arrivals and overnights in collective and individual, or so-called "private accommodation".

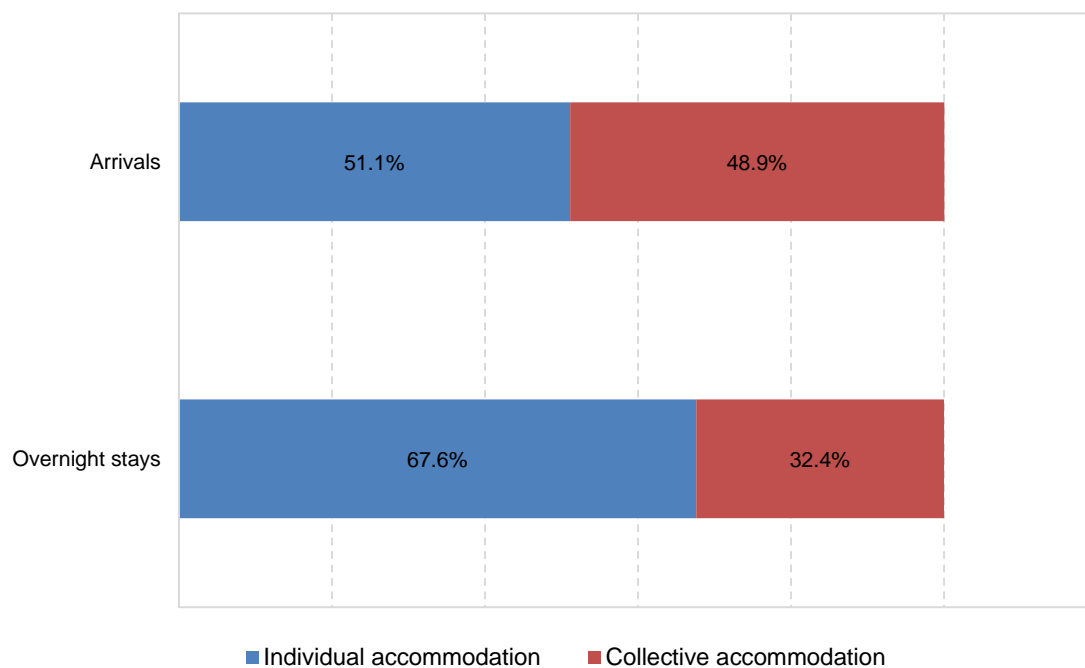
Data on tourist traffic in **collective accommodation** are published on a monthly basis, and the direct source of data are collective accommodation facilities (all types of hotels, resorts, pensions, motels, tourist resorts, hostels, etc.).

Data on tourist traffic in **individual, so-called "private accommodation"** is published annually, and the primary sources of information are data from Local Tourism Organizations in accordance with the Law on Tourist Organizations ("Official Gazette of the Republic of Montenegro", No. 011/04 of 20.02.2004, 046/07 of 31.07. 2007, Official Gazette of Montenegro ", No. 073/10 of 10 December 2010, 040/11 of 08/08/2011, 045/14 of 24 October 2014, 042/17 of 30 June 2017, 027/19 of 17 May 2019). Non-registered tourists are not the subject of research.

Table 1 Arrivals and overnight stays of tourists by type of accommodation establishment, total
2019

Arrivals of tourists				Overnight stays of tourists		
	Foreign	Domestic	Total	Foreign	Domestic	Total
	(1)	(2)	(3)=(1)+(2)	(1)	(2)	(3)=(1)+(2)
Total	2 509 625	135 592	2 645 217	13 933 538	522 382	14 455 920
Collective accommodation	1 167 968	125 221	1 293 189	4 200 579	480 208	4 680 787
Hotel	823 004	73 868	896 872	2 919 505	202 372	3 121 877
Garni hotel	47 033	4 285	51 318	127 194	13 904	141 098
Small hotel	150 869	13 384	164 253	386 509	33 820	420 329
Boutique hotel	27 201	1 036	28 237	76 881	2 382	79 263
All-suite hotel	14 225	1 266	15 491	65 377	3 810	69 187
Tourists resort	56 165	3 215	59 380	341 310	15 025	356 335
Motel	678	106	784	841	108	949
Inn	783	-	783	968	-	968
Boarding house and villa	3 331	910	4 241	23 976	5 696	29 672
Camping site	7 487	157	7 644	33 079	591	33 670
Hostel	15 275	370	15 645	48 643	1861	50 504
Ethno village	3 432	281	3 713	6 875	427	7 302
Vacation establishment and spa	18 485	26 343	44 828	169 421	200 212	369 633
Individual accommodation	1 341 657	10 371	1 352 028	9 732 959	42 174	9 775 133

Graph 2 Structure of arrivals and overnight stays of tourists, total
2019



**Table 2 Arrivals and overnight stays of tourists by municipalities, total
2019**

Municipality	Arrivals of tourists				Overnight stays of tourists			
	Foreign	Domestic	Total	Structure	Foreign	Domestic	Total	Structure
	(1)	(2)	(3)=(1)+(2)	(3) u %	(1)	(2)	(3)=(1)+(2)	(3) u %
Total	2 509 625	135 592	2 645 217	100.0	13 933 538	522 382	14 455 920	100.0
Andrijevica	698	345	1 043	0.0	5 342	440	5 782	0.0
Bar	200 627	10 162	210 789	8.0	1 970 822	39 641	2 010 463	13.9
Berane	3 519	3 230	6 749	0.3	7 563	4 303	11 866	0.1
Bijelo Polje	4 780	2 381	7 161	0.3	17 635	4 114	21 749	0.2
Budva	877 912	40 751	918 663	34.7	4 456 565	136 616	4 593 181	31.8
Cetinje	13 489	12 481	25 970	1.0	26 883	38 191	65 074	0.5
Danilovgrad	3 579	218	3 797	0.1	15 179	660	15 839	0.1
Gusinje	100	30	130	0.0	132	39	171	0.0
Herceg Novi	366 995	16 053	383 048	14.5	2 942 305	164 686	3 106 991	21.5
Kolasin	45 227	7 591	52 818	2.0	83 753	16 207	99 960	0.7
Kotor	168 430	2 422	170 852	6.5	672 684	7 956	680 640	4.7
Mojkovac	4 408	372	4 780	0.2	7 566	652	8 218	0.1
Niksic	14 605	2 001	16 606	0.6	24 524	4 392	28 916	0.2
Petnjica	165	-	165	0.0	589	-	589	0.0
Plav	1 557	-	1 557	0.1	13 605	-	13 605	0.1
Pljevlja	4 938	2 892	7 830	0.3	9 432	5 701	15 133	0.1
Pluzine	4 087	270	4 357	0.2	7 489	411	7 900	0.1
Podgorica	170 362	15 845	186 207	7.0	276 858	33 735	310 593	2.1
Rozaje	2 169	230	2 399	0.1	13 449	374	13 823	0.1
Savnik	1 619	85	1 704	0.1	3 672	138	3 810	0.0
Tivat	156 229	4 924	161 153	6.1	1 151 164	15 928	1 167 092	8.1
Tuzi	2 266	-	2 266	0.1	4 869	-	4 869	0.0
Ulcinj	418 812	6 996	425 808	16.1	2 124 036	32 411	2 156 447	14.9
Zabljak	43 052	6 313	49 365	1.9	97 422	15 787	113 209	0.8

**Graph 3 Structure of arrivals and overnight stays of tourists
in the most visited municipalities, total 2019**

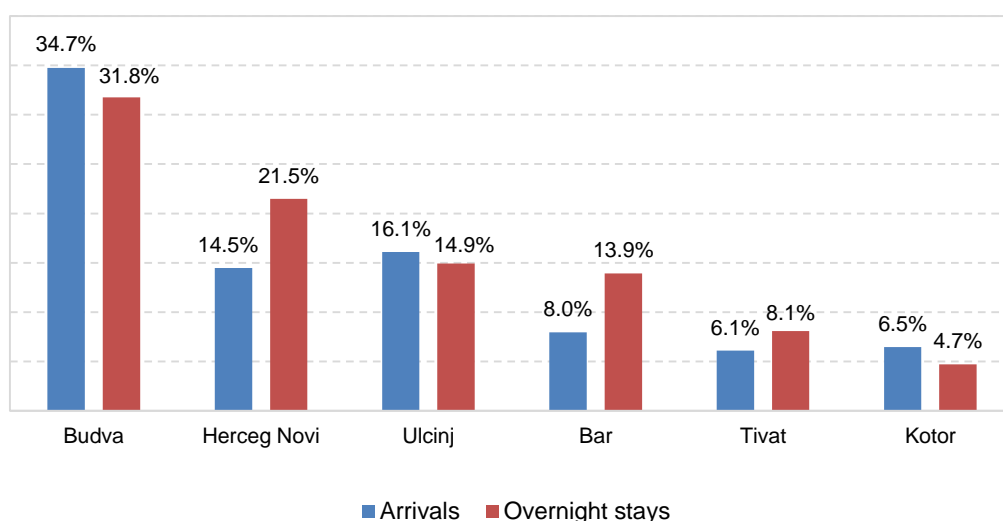


Table 3 Arrivals and overnight stays of foreign tourists by country of residence, total
2019

Country	Arrivals	Structure, in %	Overnight stays	Structure, in %
Foreign tourists	2 509 625	100.0	13 933 538	100.0
Europe	2 288 226	91.2	13 363 854	95.9
Albania	79 001	3.1	241 918	1.7
Austria	35 001	1.4	139 308	1.0
Belgium	30 528	1.2	103 850	0.7
Belarus	20 557	0.8	162 228	1.2
Bosnia and Herzegovina	203 766	8.1	1 185 972	8.5
Bulgaria	10 341	0.4	30 483	0.2
Czech Republic	16 137	0.6	97 901	0.7
Denmark	16 166	0.6	45 630	0.3
Estonia	4 202	0.2	21 394	0.2
Finland	23 730	0.9	75 967	0.5
France	90 083	3.6	436 526	3.1
Greece	7 332	0.3	15 346	0.1
Netherlands	25 633	1.0	89 305	0.6
Croatia	39 082	1.6	132 139	0.9
Ireland	9 663	0.4	30 685	0.2
Iceland	1 013	0.0	4 833	0.0
Italy	39 692	1.6	133 462	1.0
Cyprus	1 162	0.0	5 390	0.0
Kosovo	169 601	6.8	755 246	5.4
Latvia	3 847	0.2	22 162	0.2
Lithuania	6 595	0.3	37 078	0.3
Luxembourg	2 468	0.1	12 292	0.1
Hungary	32 860	1.3	164 509	1.2
Malta	1 143	0.0	3 349	0.0
Republic of North Macedonia	35 250	1.4	186 183	1.3
Norway	23 376	0.9	116 263	0.8
Germany	163 877	6.5	643 651	4.6
Poland	76 620	3.1	396 390	2.8
Portugal	3 638	0.1	12 075	0.1
Romania	27 731	1.1	99 729	0.7
Russian Federation	384 689	15.3	3 470 593	24.9
Slovakia	8 652	0.3	52 823	0.4
Slovenia	23 821	0.9	95 846	0.7
Serbia	402 866	16.1	2 988 690	21.4
Spain	12 440	0.5	31 295	0.2
Switzerland (including Liechtenstein)	25 614	1.0	107 747	0.8
Sweden	43 486	1.7	165 899	1.2
Turkey	39 984	1.6	124 633	0.9
Ukraine	57 188	2.3	463 551	3.3
United Kingdom	80 876	3.2	422 978	3.0
Other European countries	8 515	0.3	38 535	0.3

Table 3 Arrivals and overnight stays of foreign tourists by country of residence, total
2019

continue

Country	Arrivals	Structure, in %	Overnight stays	Structure, in %
Non-European countries	221 399	8.8	569 684	4.1
South Africa	1 211	0.0	7 207	0.1
Other African countries	2 891	0.1	12 790	0.1
Canada	10 038	0.4	39 885	0.3
USA	35 757	1.4	123 387	0.9
Other Northern American countries	1 016	0.0	3 118	0.0
Argentina	1 457	0.1	4 205	0.0
Brazil	2 489	0.1	6 903	0.0
Chile	449	0.0	1 246	0.0
Other Central or South American countries	3 151	0.1	12 611	0.1
China (including Hong Kong)	74 833	3.0	97 726	0.7
Japan	2 873	0.1	5 020	0.0
Republic of Korea	3 338	0.1	5 409	0.0
Israel	40 764	1.6	111 978	0.8
India	2 470	0.1	6 110	0.0
Azerbaijan	2 535	0.1	16 149	0.1
Other Asian countries	21 430	0.9	69 326	0.5
Australia	10 020	0.4	33 709	0.2
New Zealand	2 072	0.1	7 564	0.1
Oceania and other territories	2 605	0.1	5 341	0.0

METHODOLOGICAL NOTES

Survey on total tourist arrivals and overnight stays combines tourism traffic (arrivals and overnight stays) in the collective and in the individual / private accommodation.

Data on tourist traffic in collective accommodation (number of arrivals and overnight stays) have been collected by regular Monthly report on tourists arrivals and overnight stays in the collective accommodation establishments (form TU-11). Reports are made according to guest books which are led by receptions of collective accommodation establishments (all types of hotels, vacation facilities, boarding houses, motels, tourist resorts, hostels, etc.).

Since 2017 the methodology for calculating individual accommodation, in the process of data collection and processing, has included the following data sources: administrative databases (Local Tourism Organizations, Ministry of the Interior, Ministry of Sustainable Development and Tourism, National Tourism Organization, Secretariats of Local Self-Government) and statistical sources and records. The newly established administrative data sources are the result of new legislation, such as the register of residence registration (ie. Database RB90) under the jurisdiction of the Ministry of the Interior (regulated by the Law on Foreigners).

Non-registered tourists are not subject of this survey.

The aim of the survey on total arrivals and overnight stays is to provide basic information about the scope of traffic (arrivals and overnight stays) of domestic and foreign tourists.

The survey collects data on:

- number of arrivals and overnight stays of domestic and foreign tourists in all accommodation establishments in Montenegro;
- structure of arrivals and overnight stays of foreign tourists by country of residence in all accommodation establishments in Montenegro.

The survey covers all official data of catering establishments in the territory of Montenegro which provides accommodation services in houses and rooms for rent, as well as tourist apartments.

Tourist is a person who spends at least one night in an accommodation facility or some other object for accommodation of tourist, in a place other than his/her place of permanent residence for the reasons of rest or recreation, health, studies, sports, religion, family, business, public missions or meetings. Tourists do not include migrants, border workers, diplomats, member of military forces in the regular duty, refugees, etc.

Domestic tourist is a person with permanent residence in Montenegro who temporarily resides in any place of Montenegro, and spends at least one night in accommodation facility.

Foreign tourist is a person with permanent residence outside Montenegro, who temporarily resides in any place in Montenegro, and spends at least one night in an accommodation facility.

Issued by Statistical Office of Montenegro (MONSTAT)
81000 Podgorica, IV Proleterske 2, Phone (+382) 20 230-811, Fax (+382) 20 230-814

The release prepared by:

Ivana CIMBALJEVIC

contact@monstat.org
