

Labour Force survey

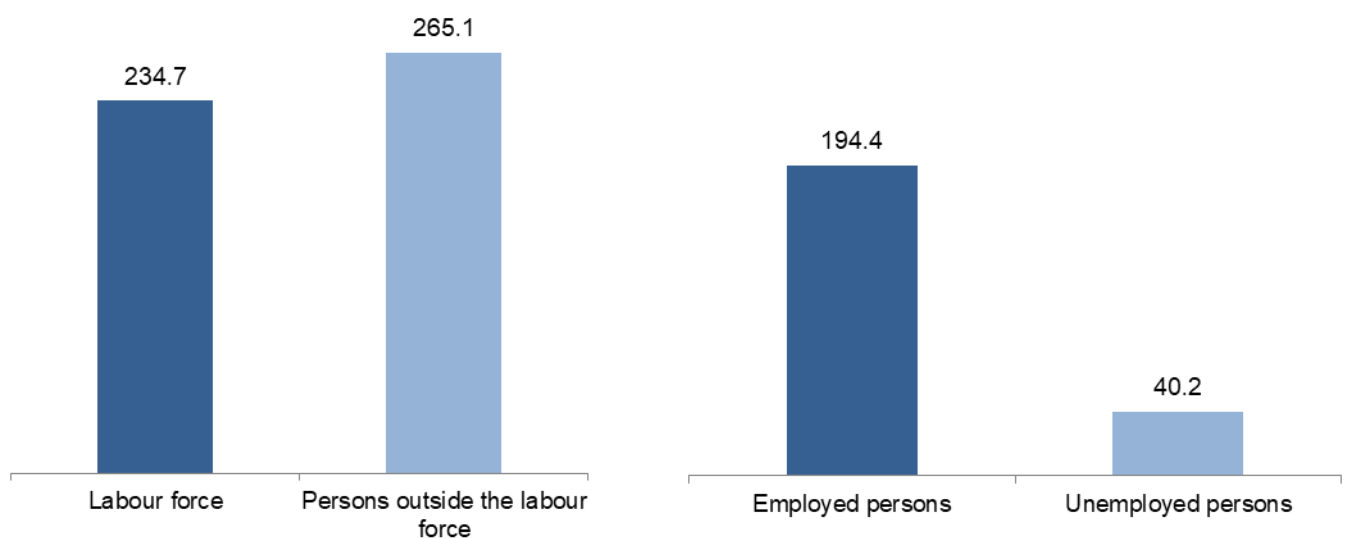
2nd quarter 2021¹

This release contains data received through the Labour Force Survey conducted in the second quarter 2021 and the observation period was from April to June 2021. The interviewing was done in 1 940 households on the territory of Montenegro. There were collected data about demographic characteristics for all members of the households (5 369 persons were surveyed) and in addition also data about economic activity for persons aged 15 to 89 (4 644 persons).

According to the data for the second quarter of 2021, there were 234.7 thousand of active populations in Montenegro, out of which there were 194.4 thousand of employed persons or 82.9% and 40.2 thousand of unemployed or 17.1%. There were 265.1 thousand of persons outside the labour force.

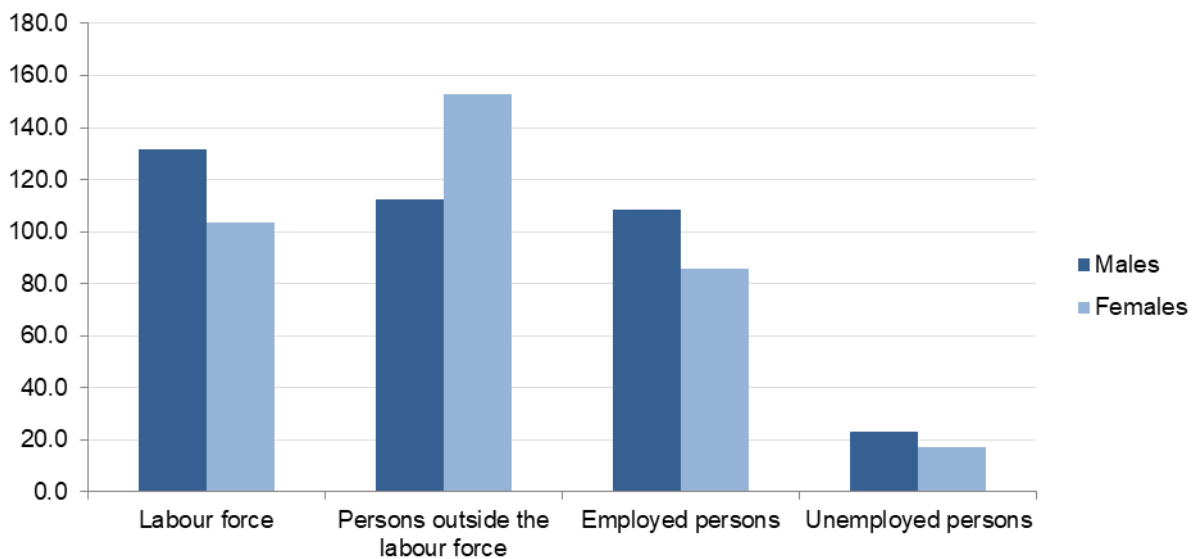
For the persons aged 15 to 89 in the second quarter 2021 the activity rate is 47.0%, the employment rate is 38.9%, the unemployment rate is 17.1% and population outside the labour force rate is 53.0%.

Chart 1 Working age population by status in activity
(in thousands)



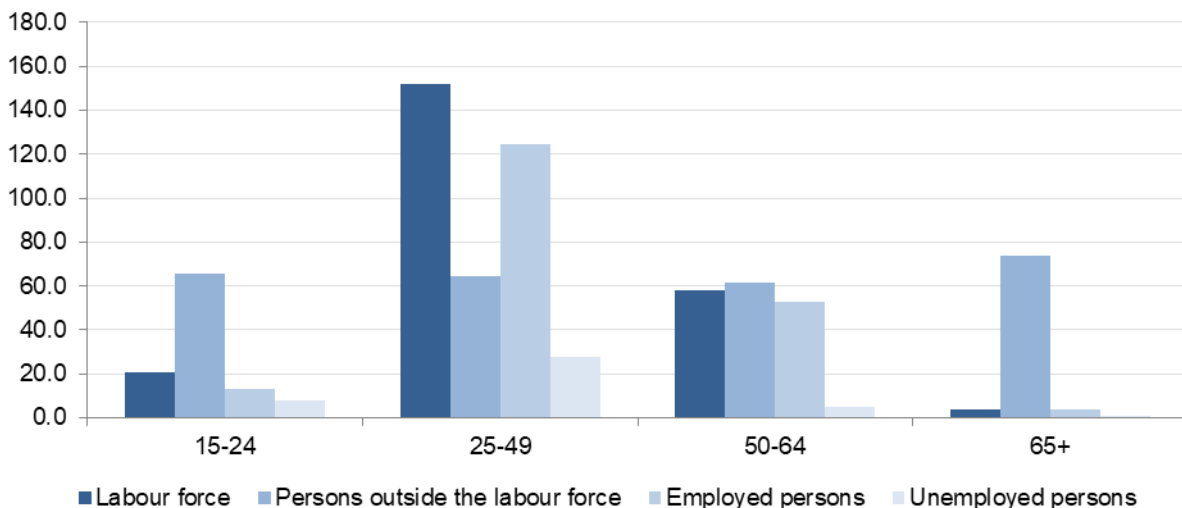
¹ Due to the implementation of the new methodology in the Labor Force Survey, the data for the second quarter of 2021 are not comparable with the data from previous years. Please, see methodological explanation.

Chart 2 Working age population by status in activity and sex
(in thousands)



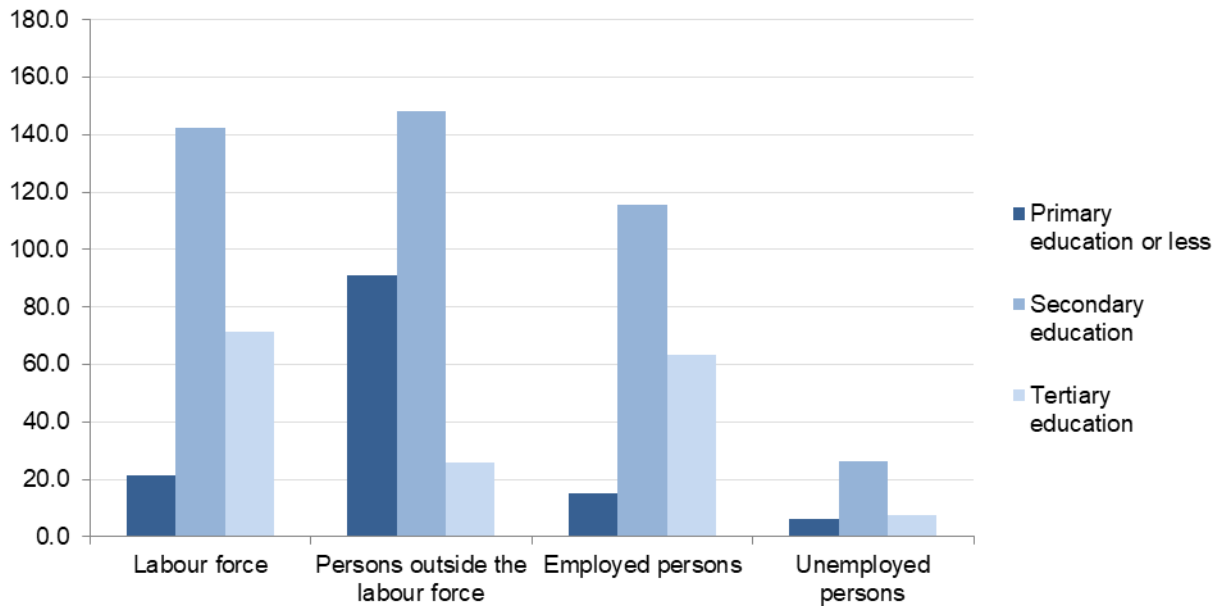
Out of total number of labour force (active population), there are 131.4 thousand or 56.0% of men and 103.3 thousand or 44.0% are women, while 152.6 thousand or 57.6% of persons outside the labour force are women and 112.5 thousand or 42.4% are men. Out of total number of employed persons, there are 108.4 thousand or 55.8% of men and 86.0 thousand or 44.2% are women. When unemployed persons observed, there are 23.0 thousand or 57.2% of men and 17.2 thousand or 42.8% are women.

Chart 3 Working age population by status in activity and age groups
(in thousands)



The highest number of labour force (active population) refers to the age group 25-49 years (152.1 thousand). An age group with the highest number of persons outside the labour force is the 65+ group (73.8 thousand of persons outside the labour force). The highest number of employed persons refers to the age group 25-49 years (124.8 thousand). Also, the highest number of unemployed persons is persons of the same age group (27.4 thousand of unemployed persons).

Chart 4 Working age population by status in activity and educational attainment
(in thousands)



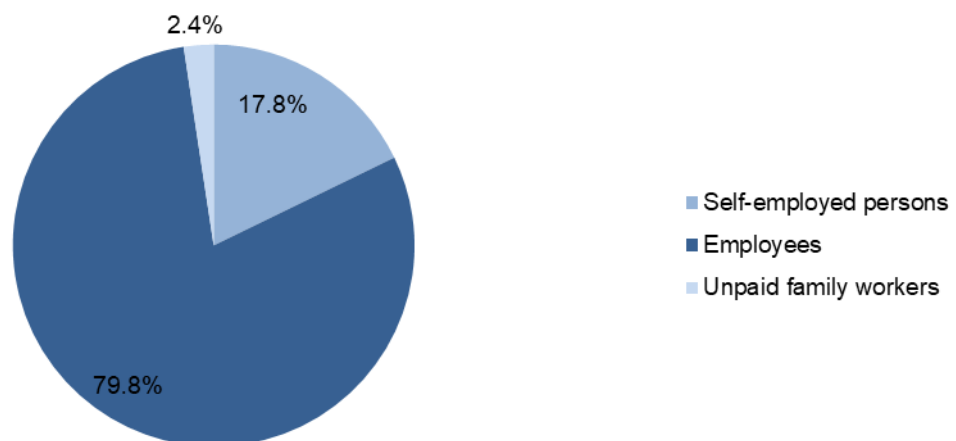
The educational structure of labour force (active population) shows that 60.6% persons have finished the secondary school, followed by persons who have graduated tertiary education 30.3% and persons who finished the primary school or lower education 9.1%.

The highest share in the educational structure of persons outside the labour force has persons with completed secondary education, 55.9%; then 34.3% of persons with primary school or lower education and remaining 9.8% have graduated tertiary education.

The educational structure of persons in employment shows that the 59.5% persons have finished secondary education, followed by persons who have graduated tertiary education (32.7%) and persons with primary school or lower education 7.9%.

The educational structure of unemployed persons shows that 65.9% persons have finished the secondary education, followed by persons who have graduated tertiary education 19.2% and persons who finished the primary school or lower education 14.9%.

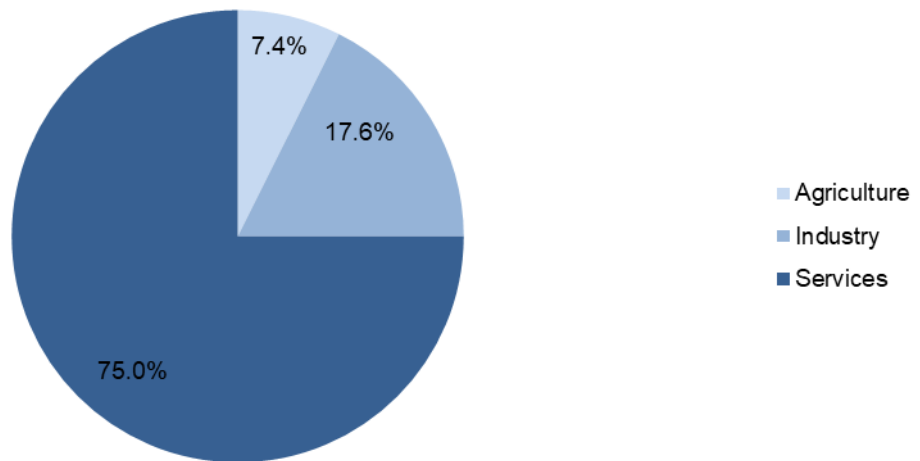
Chart 5 Persons in employment by status in employment



Persons in employment by status in employment is consist of:

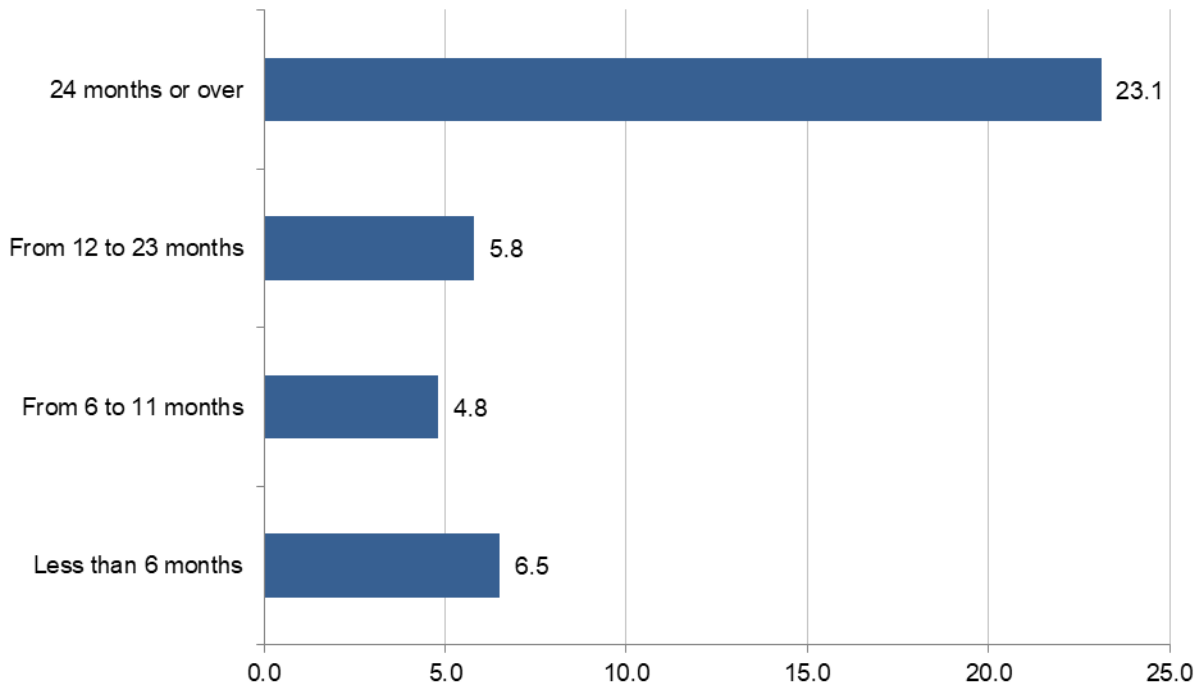
- employees 79.8%,
- self-employed persons 17.8% and
- unpaid family workers 2.4%.

Chart 6 Persons in employment by sectors of activity



The structure of persons in employment by sectors of activity shows that the highest share of them works in the service sector, 75.0%; than in industry and construction, 17.6% and 7.4% in agriculture, forestry and fishing.

**Chart 7 Unemployed persons by duration of unemployment
(in thousands)**



In the observed period there were 11.3 thousand or 28.1% of unemployed persons who searched for work for less than 12 months; 5.8 thousand or 14.4% of unemployed persons searched for work up to 2 years, while 23.1 thousand or 57.5% of unemployed persons searched for work 2 years and over.

METHODOLOGICAL EXPLANATIONS

The Labour Force Survey is carried out in compliance with standards and recommendations of the International Labour Organisation (ILO) guidelines for labour force statistics, as well as in compliance with the new Regulation (EU) 2019/1700 of the European parliament and of the Council applied from 1 January 2021 and with others delegated and implementing acts in relation to a methodology, survey organisation, sample procedure, design of questionnaires and definition of employment and unemployment.

Labour Force Survey provides the data on population aged 15 to 89 years by activity in the reference quarter, not by formal status of interviewed persons.

The term employed in the survey refer to persons who:

- performed any work for wage or profit (in cash, goods or services) during the reference week, even for one hour. Persons who receive wages for on-the-job training (apprentices or trainees) are also considered as employed.
- did not work (due to illness, annual leave or state holidays, education or training, maternity/paternity leave, reduced production and other temporary inability to work) but have a job or business to return to.

Self-employed persons with a business or farm are also considered to be working if one of the following applies:

- A person works in his own business or farm for the purpose of earning a profit, even if the enterprise is failing to make a profit;
- A person spends time on the operation of a business or farm even if no sales were made, no professional services were rendered, or nothing was actually produced (for example, a farmer who engages in farm maintenance activities; an architect who spends time waiting for clients in his/her office; a fisherman who repairs his boat or nets for future operations; a person who attends a convention or seminar);
- A person is in process of setting up a business or farm, such as the buying or installing of equipment, renting the office or ordering of supplies in preparation for opening a new business;
- A person who works on its own agriculture farm to produce agricultural goods and if the main part of the agricultural output is intended to be sold or bartered are also considered as employed.

Unpaid family worker is a person who assisted the other member of the household in running family business or agricultural holding, without receiving any formal pay and providing that they not considered themselves as employed. Unpaid family workers includes e. g.:

- A son or daughter working in the parents' business or on the parents' farm without pay (living inside or outside the parents' household).
- A wife who assists her husband in his business (in trade, agriculture) without receiving any formal pay.

Persons in own-use production work, voluntary workers, unpaid trainees are not included in employment on the basis of those activities.

The term unemployed refers to persons who:

- in the reference week did not work (not in paid employment or self-employment and did not do any paid work),
- in the past four weeks were actively seeking work (specific steps were taken to seek paid employment or self-employment),
- were currently available for work (within two weeks).

Person who has already found a job which will start within a period of at most 3 months and they are available for work in the two weeks after the reference week are also included among unemployed persons.

Active population (labour force) include employed persons and unemployed persons aged 15 to 89 years.

Population outside of labour force comprise persons who were aged 15 to 89 and neither employed nor unemployed, as well persons who were aged above 89.

Activity rate represents the percentage of active population in the total population of the same age group.

Employment rate represents the percentage of employed persons in the total population of the same age group.

Unemployment rate represents the percentage of unemployed persons in the total active population.

Population outside of labour force rate represents the percentage of persons outside of labour force in total population of the same age group.

Published by the Statistical Office of Montenegro (MONSTAT)
81000 Podgorica, IV Proleterske 2, Phone: (+382) 20 230-811. Fax: (+382) 20 230-814

The release prepared by:

Danijela VUKOVIC and Ivana TANJEVIC

contact@monstat.org
