

## SAOBRAĆAJ, SKLADIŠTENJE I VEZE

### Izvori podataka i obuhvatnost

Sva istraživanja saobraćaja osim istraživanja o teretnom drumskom saobraćaju obuhvataju preduzeća sa 5 i više zaposlenih koja su u statističkom biznis registru razvrstana u sektor H Klasifikacije djelatnosti (KD 2010), oblasti 49, 50, 51, 52, 53 i sektor J - oblast 61.

Istraživanje o teretnom drumskom saobraćaju se sprovodi na uzorku. Okvir za izbor uzorka je evidencija registrovanih vozila koja se dobija od Ministarstva unutrašnjih poslova Crne Gore.

### Izvor podataka za:

- (i) željeznički saobraćaj su izvještajne jedinice kojima je prevoz putnika i robe u željezničkom saobraćaju pretežna djelatnost (sektor H, oblast 49);
- (ii) drumski putnički saobraćaj su izvještajne jedinice kojima je prevoz putnika u drumskom saobraćaju pretežna djelatnost (sektor H, oblast 49);
- (iii) istraživanje teretnog drumskog saobraćaja teretna vozila za prevoz robe korisne nosivosti 3500 kg i veće, kao i tegljači. Izvor podataka su pravna i fizička lica koja su vlasnici ili korisnici vozila. Izvor podataka za teretna drumska vozila je Ministarstvo unutrašnjih poslova Crne Gore.
- (iv) lokalni drumski saobraćaj su izvještajne jedinice kojima je prevoz putnika u lokalnom drumskom (gradskom) saobraćaju pretežna djelatnost (sektor H, oblast 49);
- (v) prometa na aerodromima su izvještajne jedinice koje obavljaju uslužne djelatnosti u vazdušnom saobraćaju (sektor H, oblast 52);
- (vi) izvještaj o dolasku i odlasku brodova, izvještajne jedinice su Lučke kapetanije i Uprava pomorske sigurnosti;
- (vii) poštanski i telekomunikacioni saobraćaj je Agencija za elektronske komunikacije i poštansku djelatnost

### Definicije

**Putnik** je svako lice koje je nabavilo kartu ili odgovarajuću ispravu i ušlo u prevozno sredstvo s ciljem da se preveze do mjesta opredjeljenja.

**Putnički kilometar** označava prevoz jednog putnika na rastojanju od 1 km.

Pod prevezenom **robom** podrazumijevaju se sve pošiljke tereta (robe) koji je prevezen na osnovu ugovora o prevozu. Količina prevezene robe izražava se u bruto težini, što znači da težina robe obuhvata i težinu ambalaže ili opreme (kontejneri).

**Tonski kilometar** označava prevoz jedne tone robe na rastojanju od 1 km.

## TRANSPORT, STORAGE AND COMMUNICATIONS

### Sources of data and coverage

Units for all surveys of transport except survey of freight road transport are enterprises with 5 or more employees who are in the Statistical Business Register according to the activity classification in Section H (KD 2010), divisions 49, 50, 51, 52, 53 and Section J divisions 61.

Survey transport of goods by road conducted on a sample, frame for sample selection is a database of registered vehicles that are obtained from Ministry Interior of Montenegro.

### Data source:

- (i) for rail transport are reporting units with the carriage of passengers and goods by rail prevailing activity (Section H, field 49);
- (ii) road passenger traffic reporting units with the carriage of passengers in road traffic prevailing activity (Section H, field 49);
- (iii) road freight transport vehicles for transportation of goods payload of 3500 kg and higher, as well as tractors. Sources of data are legal and natural persons who are owners or users of vehicles. Data source for road vehicles is the Ministry of Interior of Montenegro;
- (iv) local road traffic reporting units with the carriage of passengers in local road (urban) traffic prevailing activity (Section H, field 49);
- (v) traffic at airports reporting units that perform service activities in air traffic (Section H, field 52);
- (vi) report on the arrival and departure of ships reporting units are the Port Authority and Maritime safety department of Montenegro;
- (vii) postal and telecommunications traffic reporting unit is Agency for electronic communications and postal service

### Definitions

**Passenger** is every person with ticket or appropriate document with the aim to travel to desired place.

**Passenger kilometer** presents the transport of one person over the distance of 1 km.

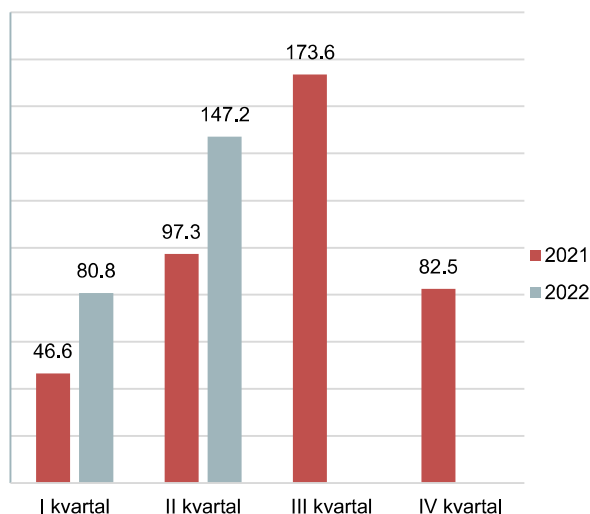
**Goods transported** are goods transferred based on the contract on transport. The quantity of goods transported is expressed in gross weight, meaning that the quantity of goods covers also the quantity of packaging or packing material (containers).

**Tonne-kilometre** indicate transport of one-tone goods over the distance of 1 km.

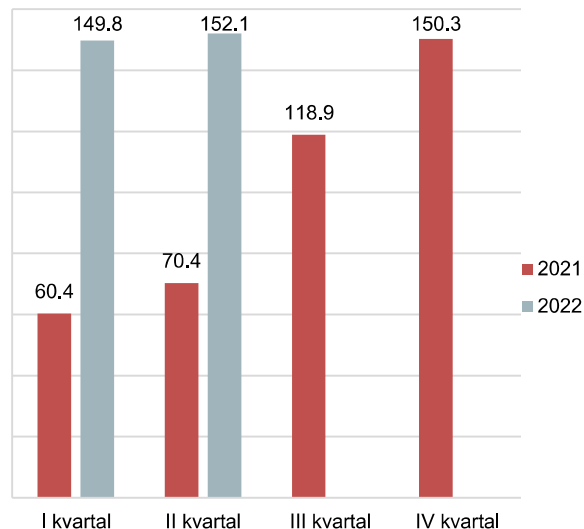
## ŽELJEZNIČKI SAOBRAĆAJ / RAILWAY TRANSPORT

Ø 2021 = 100

Putnički / Passengers



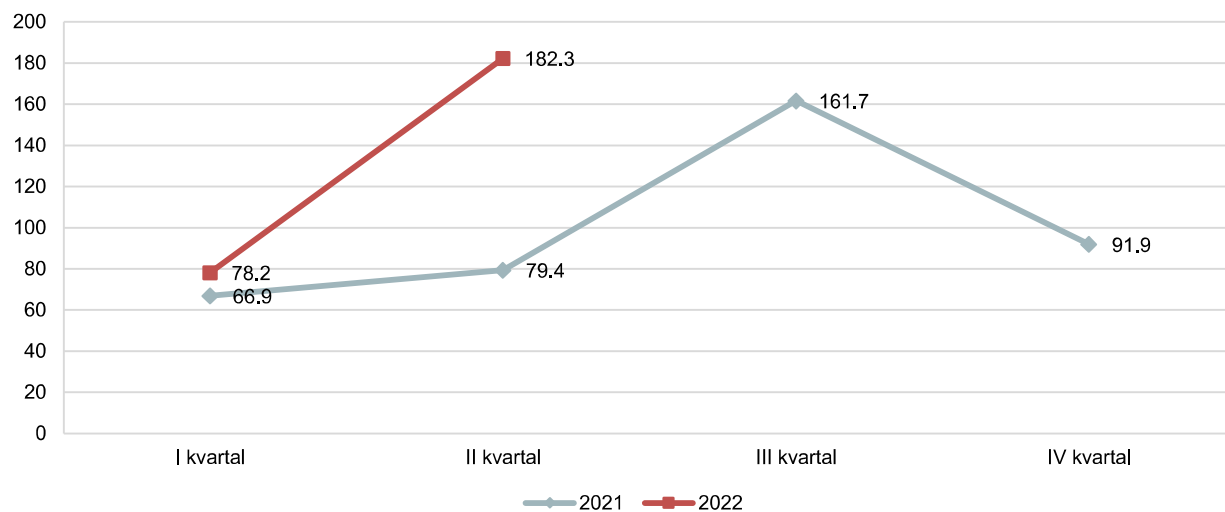
Robni / Goods



	ŽELJEZNIČKI SAOBRAĆAJ / RAILWAY TRANSPORT					
	Putnički / Passenger			Robni / Goods		
	indeks Index	putnici u 000 Passengers, thousands	putnički km u 000 Passenger kilometres in thousands	Indeks Index	prevoz robe u 000 t Goods in thousands tonnes	tonski km u 000 Tonne- kilometres in thousands
2017	161,4	927	59 864	132,8	1 603	168 918
2018	179,8	992	66 696	88,7	967	112 856
2019	179,2	986	66 485	102,4	1 132	130 330
2020	75,1	473	27 839	102,5	1 154	130 451
<b>2021</b>	100,0	555	37 093	100,0	943	127 222
<b>2021</b>						
I kvartal/ quarter	46,6	68	4 320	60,4	189	19 199
II kvartal/quarter	97,3	135	9 026	70,4	182	22 403
III kvartal/ quarter	173,6	226	16 094	118,9	258	37 823
IV kvartal/ quarter	82,5	126	7 653	150,3	314	47 797
<b>2022</b>						
I kvartal/ quarter	80,7	126	7 479	149,8	341	47 655
II kvartal/quarter	147,2	214	13 651	152,1	359	48 377
III kvartal/ quarter						
IV kvartal/ quarter						

## DRUMSKI SAOBRAĆAJ - PUTNIČKI / ROAD TRANSPORT – PASSENGERS

Ø 2021 = 100



Ø 2021 = 100

	DRUMSKI SAOBRAĆAJ / ROAD TRANSPORT							
	PUTNIČKI / PASSENGERS				ROBNI / GOODS			
	indeks Index	putnici u 000 Passengers, thous.	putnički km u 000 Passenger kilometres in thous.	autobuski km u 000 Buskilometres in thous	indeks Index	roba u 000 tona Goods in thousands tonnes	tonski km u 000 Tonne- kilometres in thous.	Pređeni km vozila sa utovarom, u hilj. Kilometres made, in thous.
2018	359,3	7 618	115 333	17 684	67,1	810	78 332	3 818
2019	355,8	7 680	114 223	17 815	69,4	886	80 926	3 855
2020	92,2	2 697	29 588	8 150	78,0	800	91 039	4 312
<b>2021</b>	100,0	3 745	32 102	11 096	100,0	847	116 654	6 340
<b>2021</b>								
I kvartal/ quarter	66,9	518	5 369	1 599	92,9	196	27 102	1 353
II kvartal/quarter	79,4	758	6 373	2 493	102,4	219	29 854	1 654
III kvartal/ quarter	161,7	1 376	12 981	3 540	104,6	232	30 509	1 503
IV kvarta/ quarter	91,9	1 093	7 379	3 464	100,1	200	29 189	1 830
<b>2022</b>								
I kvartal/ quarter	78,2	762	6 273	2 206	90,2	197	26 306	1 400
II kvartal/quarter	182,3	1 438	14 634	3 347	101,2	238	29 507	1 438
III kvartal/ quarter								
IV kvarta/ quarter								

## PROMET NA AERODROMIMA / TRAFFIC AT AIRPORTS

Ø 2021 = 100

	PUTNIČKI / PASSENGERS		ROBNI / GOODS
	indeks <i>Index</i>	prevoz putnika <i>Transport of passengers</i>	prevoz robe u tonama <i>Transport of goods in tonnes</i>
2017	166,9	2 184 859	876
2018	187,5	2 454 524	931
2019	202,6	2 652 801	871
<b>2020</b>	39,9	521 959	337
<b>2021</b>	100,0	1 309 266	466
<b>2021</b>			
I kvartal/ quarter	20,1	65 642	87
II kvartal/quarter	67,4	220 585	124
III kvartal/ quarter	243,7	797 575	126
IV kvartal/ quarter	68,9	225 464	129
<b>2022</b>			
I kvartal/ quarter	51,9	169 994	95
II kvartal/quarter	154,8	506 549	97
III kvartal/ quarter			
IV kvartal/ quarter			

## GRADSKI SAOBRAĆAJ / LOCAL TRANSPORT

Kvartali/ <i>Quarters</i>	indeks <i>Index</i>	prevezeno putnika u 000 <i>Passengers in thousands</i>
2017	98,6	964
2018	100,4	982
2019	103,2	1 009
2020	71,1	695
<b>2021</b>	100,0	978
<b>2021</b>		
I kvartal/ quarter	103,5	253
II kvartal/quarter	112,1	274
III kvartal/ quarter	94,1	230
IV kvartal/ quarter	90,4	221
<b>2022</b>		
I kvartal/ quarter	107,2	262
II kvartal/quarter	120,2	294
III kvartal/ quarter		
IV kvartal/ quarter		

## POMORSKI SAOBRAĆAJ / MARINE TRANSPORT

Ø 2021 = 100

	Promet u lukama ( u tonama) / Turnover in harbours (tonnes)			
	indeks Index	ukupno Total	izvoz Export	uvoz <sup>1)</sup> Import
2017	112,8	2 096 122	1 210 380	883 448
2018	105,6	1 963 204	776 425	1 179 686
2019	110,3	2 050 869	1 035 422	1 015 447
2020	109,9	2 043 632	1 147 913	895 663
<b>2021</b>	100,0	1 858 769	976 736	882 033
<b>2021</b>				
I kvartal/ quarter	65,6	304 685	112 496	192 189
II kvartal/quarter	99,6	462 796	244 689	218 107
III kvartal/ quarter	101,2	470 360	227 267	243 093
IV kvartal/ quarter	133,6	620 928	392 284	228 644
<b>2022</b>				
I kvartal/ quarter	138,4	642 914	449 496	193 418
II kvartal/quarter	140,3	651 881	430 906	220 975
III kvartal/ quarter				
IV kvartal/ quarter				

<sup>1)</sup> Tranzit prikazan kod uvoza<sup>1)</sup> Transit presented in import

## P T T SAOBRAĆAJ / POSTAL, TELEGRAPH AND TELEPHONE (PTT) COMMUNICATIONS

	Poštanske usluge / Postal services			Telefonske usluge / Telephone services	
	pisma u 000 komada Letters in thousands pcs,	paketi u 000 komada Packages in thousands pcs,	Tiskovine i ostalo, u 000 komada Other printed papers in thousands pcs,	fiksna telefonija Fixed telephony	mobilna telefonija Mobile telephony
				minuti u 000 Minutes in thous,	minuti u 000 Minutes in thous,
2017	15 159	65	232	159 548	2 244 424
2018	16 223	55	147	132 029	2 303 823
2019	15 696	58	115	111 279	2 328 276
2020	15 780	50	118	115 992	2 433 217
<b>2021</b>	15 104	45	133	104 334	2 749 090
<b>2021</b>					
I kvartal/ quarter	3 622	11	27	29 614	611 138
II kvartal/quarter	3 758	14	50	25 365	655 991
III kvartal/ quarter	3 636	9	24	25 272	812 838
IV kvartal/ quarter	4 088	11	32	24 083	669 123
<b>2022</b>					
I kvartal/ quarter	3 591	10	23	20 975	617 414
II kvartal/quarter	3 758	14	50	18 230	678 054
III kvartal/ quarter					
IV kvartal/ quarter					