

**PLATNI BILANS CRNE GORE**

Bilans plaćanja sastavlja se u skladu sa metodologijom koju je preporučio Međunarodni monetarni fond (Balance of Payments Manual, fifth edition, 1993). Izvori podataka su: MONSTAT, poslovne banke i CBCG.

Bilans plaćanja se iskazuje u eurima. Preračunavanje vrijednosti transakcija iz originalnih valuta u izvještajnu valutu obavlja se: primjenom srednjih kursa CBCG na dan transakcije, primjenom mjesečnih i godišnjih srednjih prosječnih kursa CBCG, primjenom srednjeg dnevnog kursa na kraju perioda kod procjene transakcija čija se razlika stanja prati,

Početak 2005. godine izvršena je revizija podataka koji se odnose na 2004. godinu. Naime, tokom 2004. godine postalo je tehnički moguće pratiti robne transakcije između Crne Gore i Srbije na osnovu podataka Uprave carina Crne Gore, odnosno carinskih deklaracija. Do 2004. godine izvor za praćenje ovih tokova su bili jedino podaci poslovnih banaka o ostvarenom platnom prometu sa inostranstvom, odnosno ITRS.

Izvor podataka o spoljnoj trgovini od 2005. godine je MONSTAT. U 2008. godini izvršena je revizija podataka o spoljnoj trgovini za 2007. godinu u skladu sa promjenom metodologije koju koristi MONSTAT. Podaci o spoljnoj trgovini u platnom bilansu Crne Gore za 2007. i 2008. godinu prikazani su po opštem sistemu trgovine. CBCG vrši prilagođavanje podataka dobijenih od MONSTAT-a za potrebe platnog bilansa u skladu sa metodologijom MMF-a (Balance of Payments Manual, Fifth edition, IMF, 1993).

Kod evidencije transportnih usluga koriste se podaci banaka o ostvarenom platnom prometu sa inostranstvom.

Prihodi od putovanja obuhvataju procijenjene prihode od turizma, koji se dopunjavaju sa podacima o pruženim zdravstveno-rekreativnim uslugama i potrošnjom u cilju školovanja. Do prihoda od turizma se dolazi na osnovu broja noćenja (podatak MONSTAT-a) i procijenjene prosječne dnevne potrošnje.

Početak 2006. godine korigovan je model za procjenu prihoda od turizma, korekcija se odnosi na 2003. i 2004. godinu. Podaci o rashodima za turizam dobijaju se na osnovu ostvarenog platnog prometa sa inostranstvom.

Finansijske usluge (usluge osiguranja i reosiguranja, zastupnička i posrednička provizija i provizija i troškovi u bankarskom poslovanju) se prate na osnovu statistike platnog prometa sa inostranstvom. Ostale usluge obuhvataju građevinske usluge, ptt i komunikacijske usluge, usluge osiguranja, kompjuterske i informacione usluge, autorska prava i honorare od izdavanja dozvola i ostale poslovne usluge. Podaci o njima se dobijaju iz statistike platnog prometa sa inostranstvom, a na osnovu izvještaja banaka.

Račun dohotka uključuje podatke iz statistike platnog prometa sa inostranstvom o kompenzacijama, zaposlenima, plaćanjima i naplatama po osnovu kamata, plaćenim i naplaćenim dividendama. Izvor podataka su izvještaji banaka i CBCG.

Tekući transferi obuhvataju podatke o transferima sektora vlade i ostalih sektora koji se dobijaju iz statistike platnog prometa sa inostranstvom.

Direktne i portfolio investicije prate se na osnovu podataka statistike platnog prometa sa inostranstvom i sprovedenih anketa. Ostale investicije koje obuhvataju podatke o kreditima, trgovinskim kreditima, gotovini i depozitima se dobijaju iz statistike platnog prometa sa inostranstvom.

Rezerve Centralne banke Crne Gore obuhvataju sredstva komercijalnih banaka deponovana kod ino banaka, sredstva Centralne banke deponovana kod ino banaka, sredstva u trezoru CBCG i rezervne pozicije kod MMF-a. Izvor podataka je CBCG (monetarna statistika).

Depoziti stanovništva – u tabeli je prikazano stanje ukupnih depozita fizičkih lica kod banaka na kraju perioda i njihova struktura po rčnosti.

**THE BALANCE OF PAYMENT OF MONTENEGRO**

*The balance of payments is prepared according to the methodology prescribed by the International Monetary Fund (Balance of Payment, 1993). The sources of data are: MONSTAT, commercial banks, and the Central Bank of Montenegro.*

*The balance of payments is presented in EUR, Recalculation of the transaction values from the original currency to the reporting currency is performed by: using the mean exchange rate from the Central Bank of Montenegro and at the end of the period with evaluation transactions whose change is monitored using daily mean exchange rate.*

*The revision of data referring to 2004 was done in the beginning of 2005, Namely, it was technically possible in 2004 to follow transaction of goods between Montenegro and Serbia on the basis of data from Customs Administration of Montenegro i.e, the customs declarations, Until 2004 the source for viewing these currents was only data of banks about the achieved balance of payments with foreign countries i.e, ITRS.*

*Since 2005, the source of data about external trade is MONSTAT. In 2008, accomplished revision data from external trade for 2007 with methodology which use MONSTAT, CBM makes adjustments of data received from MONSTAT in order to harmonize them with the IMF methodology (Balance of Payments Manual, Fifth edition, IMF, 1993).*

*The registering of transportation services uses banks' data on performed international payment operations.*

*Incomes from travelling include estimated incomes from tourism, which are supplemented by data on provided health- recreation services and expenditures for education, Data on expenditures in tourism are obtained on the basis of the number of tourist overnight stays (data from MONSTAT) and estimated average daily consumption, The model for estimation of incomes from tourism was modified in the beginning of 2006, and the correction refers to 2003 and 2004, Data on expenditures in tourism are obtained on the basis of international payment operations.*

*Financial services (insurance and reinsurance, representative and mediation commission fees, and commission fees and expenses for banking operations) are covered on the basis of foreign payment operations statistics, Other services include investment work in foreign countries, PTT and communication services, forwarding services, expenses for the maintenance of representative offices, computer and information technology services, author's fee, and fee for license issuance, as well as other business services, The data is obtained from foreign payment operations statistics and banks' reports.*

*Income statement comprises data from foreign payment operations statistics on compensations to employees, payments, and charged dividends, The source of data is banks' reports.*

*Current transfers include data about transfers of Government sector and other sectors received from balance of payment with foreign countries.*

*Direct and portfolio investments are followed on the basis of data of international payment operations statistics and conducted surveys, Other investments include data about loans, trade loans, cash and deposits and are obtained from the balance of payment statistics with foreign countries.*

*The Central Bank of Montenegro's reserves comprise commercial banks' fund deposited in international bank and the CBM funds deposited in foreign banks, funds in the CBM treasury and reserve positions in IMF, The source of data is CBM (monetary statistics).*

*Deposits by households – the table present the balance of total deposits of individuals by households at the end of period and their structure by time.*

## POMORSKI SAOBRAĆAJ / MARINE TRANSPORT

Ø 2021 = 100

	Promet u lukama ( u tonama ) / Turnover in harbours (tonnes)			
	indeks <i>Index</i>	ukupno <i>Total</i>	izvoz <i>Export</i>	uvoz <sup>1)</sup> <i>Import</i>
2017	112,8	2 096 122	1 210 380	883 448
2018	105,6	1 963 204	776 425	1 179 686
2019	110,3	2 050 869	1 035 422	1 015 447
2020	109,9	2 043 632	1 147 913	895 663
<b>2021</b>	100,0	1 858 769	976 736	882 033
<b>2021</b>				
I kvartal/ <i>quarter</i>	65,6	304 685	112 496	192 189
II kvartal/ <i>quarter</i>	99,6	462 796	244 689	218 107
III kvartal/ <i>quarter</i>	101,2	470 360	227 267	243 093
IV kvartal/ <i>quarter</i>	133,6	620 928	392 284	228 644
<b>2022</b>				
I kvartal/ <i>quarter</i>	138,4	642 914	449 496	193 418
II kvartal/ <i>quarter</i>	140,3	651 881	430 906	220 975
III kvartal/ <i>quarter</i>	185,3	861 012	431 120	429 892
IV kvartal/ <i>quarter</i>				

<sup>1)</sup>Tranzit prikazan kod uvoza<sup>1)</sup>Transit presented in import

## P T T SAOBRAĆAJ / POSTAL, TELEGRAPH AND TELEPHONE (PTT) COMMUNICATIONS

	Poštanske usluge / <i>Postal services</i>			Telefonske usluge / <i>Telephone services</i>	
	pisma u 000 komada <i>Letters in thousands pcs,</i>	paketi u 000 komada <i>Packages in thousands pcs,</i>	Tiskovine i ostalo, u 000 komada <i>Other printed papers in thousands pcs,</i>	fiksna telefonija <i>Fixed telephony</i>	mobilna telefonija <i>Mobile telephony</i>
				minuti u 000 <i>Minutes in thous,</i>	minuti u 000 <i>Minutes in thous,</i>
2017	15 159	65	232	159 548	2 244 424
2018	16 223	55	147	132 029	2 303 823
2019	15 696	58	115	111 279	2 328 276
2020	15 780	50	118	115 992	2 433 217
<b>2021</b>	15 104	45	133	104 334	2 749 090
<b>2021</b>					
I kvartal/ <i>quarter</i>	3 622	11	27	29 614	611 138
II kvartal/ <i>quarter</i>	3 758	14	50	25 365	655 991
III kvartal/ <i>quarter</i>	3 636	9	24	25 272	812 838
IV kvartal/ <i>quarter</i>	4 088	11	32	24 083	669 123
<b>2022</b>					
I kvartal/ <i>quarter</i>	3 591	10	23	20 975	617 414
II kvartal/ <i>quarter</i>	3 758	14	50	18 230	678 054
III kvartal/ <i>quarter</i>	3 637	10	27	15 819	789 137
IV kvartal/ <i>quarter</i>					

## PROMET NA AERODROMIMA / TRAFFIC AT AIRPORTS

Ø 2021 = 100

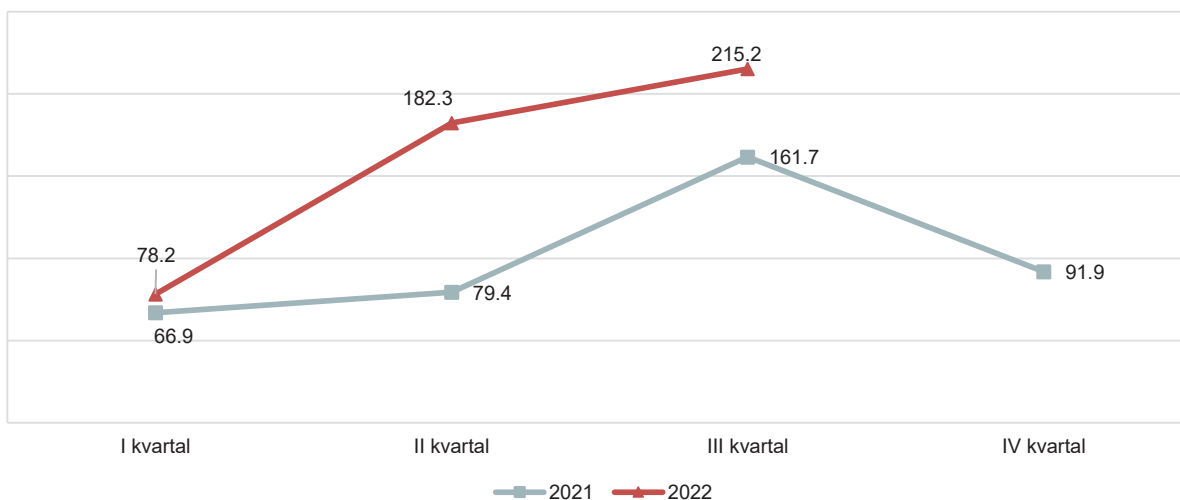
	PUTNIČKI / PASSENGERS		ROBNI / GOODS
	indeks <i>Index</i>	prevoz putnika <i>Transport of passengers</i>	prevoz robe u tonama <i>Transport of goods in tonnes</i>
2017	166,9	2 184 859	876
2018	187,5	2 454 524	931
2019	202,6	2 652 801	871
2020	39,9	521 959	337
<b>2021</b>	100,0	1 309 266	466
<b>2021</b>			
I kvartal/ quarter	20,1	65 642	87
II kvartal/quarter	67,4	220 585	124
III kvartal/ quarter	243,7	797 575	126
IV kvartal/ quarter	68,9	225 464	129
<b>2022</b>			
I kvartal/ quarter	51,9	169 994	95
II kvartal/quarter	154,8	506 549	97
III kvartal/ quarter	261,7	856 748	108
IV kvartal/ quarter			

## GRADSKI SAOBRAĆAJ / LOCAL TRANSPORT

Kvartali/ <i>Quarters</i>	indeks <i>Index</i>	prevezeno putnika u 000 <i>Passengers in thousands</i>
2017	98,6	964
2018	100,4	982
2019	103,2	1 009
2020	71,1	695
<b>2021</b>	100,0	978
<b>2021</b>		
I kvartal/ quarter	103,5	253
II kvartal/quarter	112,1	274
III kvartal/ quarter	94,1	230
IV kvartal/ quarter	90,4	221
<b>2022</b>		
I kvartal/ quarter	107,2	262
II kvartal/quarter	120,2	294
III kvartal/ quarter	131,3	321
IV kvartal/ quarter		

## DRUMSKI SAOBRAĆAJ - PUTNIČKI / ROAD TRANSPORT – PASSENGERS

Ø 2021 = 100



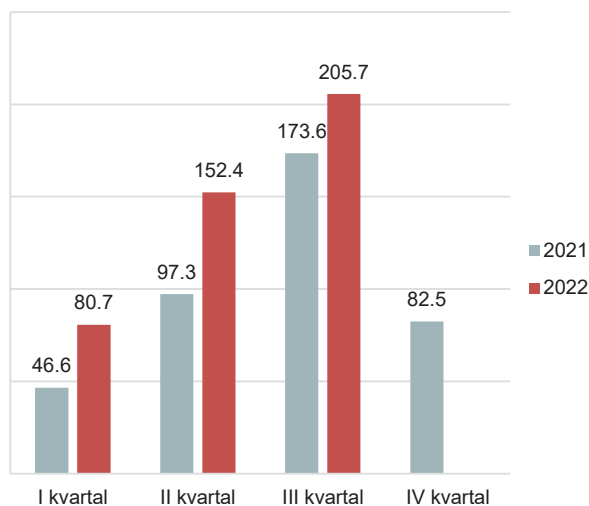
Ø 2021 = 100

	DRUMSKI SAOBRAĆAJ / ROAD TRANSPORT							
	PUTNIČKI / PASSENGERS				ROBNI / GOODS			
	indeks Index	putnici u 000 Passengers, thous.	putnički km u 000 Passenger kilometres in thous.	autobuski km u 000 Buskilometre s in thous	indeks Index	roba u 000 tona Goods in thousands tonnes	tonski km u 000 Tonne- kilometres in thous.	Pređeni km vozila sa utovarom, u hilj. Kilometres made, in thous.
2018	359,3	7 618	115 333	17 684	67,1	810	78 332	3 818
2019	355,8	7 680	114 223	17 815	69,4	886	80 926	3 855
2020	92,2	2 697	29 588	8 150	78,0	800	91 039	4 312
<b>2021</b>	100,0	3 745	32 102	11 096	100,0	847	116 654	6 340
<b>2021</b>								
I kvartal/ quarter	66,9	518	5 369	1 599	92,9	196	27 102	1 353
II kvartal/quarter	79,4	758	6 373	2 493	102,4	219	29 854	1 654
III kvartal/ quarter	161,7	1 376	12 981	3 540	104,6	232	30 509	1 503
IV kvartal/ quarter	91,9	1 093	7 379	3 464	100,1	200	29 189	1 830
<b>2022</b>								
I kvartal/ quarter	78,2	762	6 273	2 206	90,2	197	26 306	1 400
II kvartal/quarter	182,3	1 438	14 634	3 347	101,2	238	29 507	1 438
III kvartal/ quarter	215,2	1 994	17 271	4 556	95,4	235	27 810	1 294
IV kvartal/ quarter								

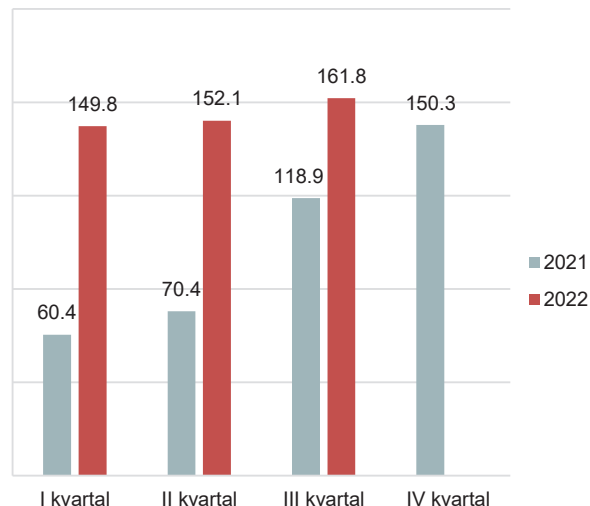
## ŽELJEZNIČKI SAOBRAĆAJ / RAILWAY TRANSPORT

Ø 2021 = 100

Putnički / Passengers



Robni / Goods



	ŽELJEZNIČKI SAOBRAĆAJ / RAILWAY TRANSPORT					
	Putnički / Passenger			Robni / Goods		
	indeks Index	putnici u 000 Passengers, thousands	putnički km u 000 Passenger kilometres in thousands	Indeks Index	prevoz robe u 000 t Goods in thousands tonnes	tonski km u 000 Tonne- kilometres in thousands
2017	161,4	927	59 864	132,8	1 603	168 918
2018	179,8	992	66 696	88,7	967	112 856
2019	179,2	986	66 485	102,4	1 132	130 330
2020	75,1	473	27 839	102,5	1 154	130 451
<b>2021</b>	100,0	555	37 093	100,0	943	127 222
<b>2021</b>						
I kvartal/ quarter	46,6	68	4 320	60,4	189	19 199
II kvartal/quarter	97,3	135	9 026	70,4	182	22 403
III kvartal/ quarter	173,6	226	16 094	118,9	258	37 823
IV kvartal/ quarter	82,5	126	7 653	150,3	314	47 797
<b>2022</b>						
I kvartal/ quarter	80,7	126	7 479	149,8	341	47 655
II kvartal/quarter	152,4	218	14 128	152,1	359	48 377
III kvartal/ quarter	205,7	264	19 079	161,8	366	51 447
IV kvartal/ quarter						

## SAOBRAĆAJ, SKLADIŠTENJE I VEZE

### Izvori podataka i obuhvatnost

Sva istraživanja saobraćaja osim istraživanja o teretnom drumskom saobraćaju obuhvataju preduzeća sa 5 i više zaposlenih koja su u statističkom biznis registru razvrstana u sektor H Klasifikacije djelatnosti (KD 2010), oblasti 49, 50, 51, 52, 53 i sektor J - oblast 61.

Istraživanje o teretnom drumskom saobraćaju se sprovodi na uzorku. Okvir za izbor uzorka je evidencija registrovanih vozila koja se dobija od Ministarstva unutrašnjih poslova Crne Gore.

### Izvor podataka za:

- (i) željeznički saobraćaj su izvještajne jedinice kojima je prevoz putnika i robe u željezničkom saobraćaju pretežna djelatnost (sektor H, oblast 49);
- (ii) drumski putnički saobraćaj su izvještajne jedinice kojima je prevoz putnika u drumskom saobraćaju pretežna djelatnost (sektor H, oblast 49);
- (iii) istraživanje teretnog drumskog saobraćaja teretna vozila za prevoz robe korisne nosivosti 3500 kg i veće, kao i tegljači. Izvor podataka su pravna i fizička lica koja su vlasnici ili korisnici vozila. Izvor podataka za teretna drumska vozila je Ministarstvo unutrašnjih poslova Crne Gore.
- (iv) lokalni drumski saobraćaj su izvještajne jedinice kojima je prevoz putnika u lokalnom drumskom (gradskom) saobraćaju pretežna djelatnost (sektor H, oblast 49);
- (v) prometa na aerodromima su izvještajne jedinice koje obavljaju uslužne djelatnosti u vazdušnom saobraćaju (sektor H, oblast 52);
- (vi) izvještaj o dolasku i odlasku brodova, izvještajne jedinice su Lučke kapetanije i Uprava pomorske sigurnosti;
- (vii) poštanski i telekomunikacioni saobraćaj je Agencija za elektronske komunikacije i poštansku djelatnost

### Definicije

**Putnik** je svako lice koje je nabavilo kartu ili odgovarajuću ispravu i ušlo u prevozno sredstvo s ciljem da se preveze do mjesta opredjeljenja.

**Putnički kilometar** označava prevoz jednog putnika na rastojanju od 1 km.

Pod prevezenom **robom** podrazumijevaju se sve pošiljke tereta (robe) koji je prevezen na osnovu ugovora o prevozu. Količina prevezene robe izražava se u bruto težini, što znači da težina robe obuhvata i težinu ambalaže ili opreme (kontejneri).

**Tonski kilometar** označava prevoz jedne tone robe na rastojanju od 1 km.

## TRANSPORT, STORAGE AND COMMUNICATIONS

### Sources of data and coverage

Units for all surveys of transport except survey of freight road transport are enterprises with 5 or more employees who are in the Statistical Business Register according to the activity classification in Section H (KD 2010), divisions 49, 50, 51, 52, 53 and Section J divisions 61.

Survey transport of goods by road conducted on a sample, frame for sample selection is a database of registered vehicles that are obtained from Ministry Interior of Montenegro.

### Data source:

- (i) for rail transport are reporting units with the carriage of passengers and goods by rail prevailing activity (Section H, field 49);
- (ii) road passenger traffic reporting units with the carriage of passengers in road traffic prevailing activity (Section H, field 49);
- (iii) road freight transport vehicles for transportation of goods payload of 3500 kg and higher, as well as tractors. Sources of data are legal and natural persons who are owners or users of vehicles. Data source for road vehicles is the Ministry of Interior of Montenegro;
- (iv) local road traffic reporting units with the carriage of passengers in local road (urban) traffic prevailing activity (Section H, field 49);
- (v) traffic at airports reporting units that perform service activities in air traffic (Section H, field 52);
- (vi) report on the arrival and departure of ships reporting units are the Port Authority and Maritime safety department of Montenegro;
- (vii) postal and telecommunications traffic reporting unit is Agency for electronic communications and postal service

### Definitions

**Passenger** is every person with ticket or appropriate document with the aim to travel to desired place.

**Passenger kilometer** presents the transport of one person over the distance of 1 km.

**Goods transported** are goods transferred based on the contract on transport. The quantity of goods transported is expressed in gross weight, meaning that the quantity of goods covers also the quantity of packaging or packing material (containers).

**Tonne-kilometre** indicate transport of one-tone goods over the distance of 1 km.

**DOLASCI I NOĆENJA TURISTA U KOLEKTIVNOM SMJEŠTAJU PO ZEMLJAMA I PREMA VRSTI MJESTA <sup>1)</sup>**  
**TOURIST ARRIVALS AND OVERNIGHT STAYS IN COLLECTIVE ACCOMMODATION BY COUNTRY AND TYPE OF RESORT <sup>1)</sup>**

	2020	Kumulativ/ Cumulative I - X		2022			
		2021	2022	VIII	IX	X	
<b>Dolasci turista</b>							<b>Tourist arrivals</b>
<b>Ukupno</b>	<b>268 878</b>	<b>677 635</b>	<b>1 078 787</b>	<b>226 577</b>	<b>140 657</b>	<b>91 263</b>	<b>Total</b>
Domaći	88 607	86 833	124 526	18 918	14 025	9 379	Domestic
Strani	180 271	590 802	954 261	207 659	126 632	81 884	Foreigners
<b>Noćenja turista – ukupno</b>	<b>944 442</b>	<b>2 811 427</b>	<b>4 106 253</b>	<b>1 043 762</b>	<b>532 975</b>	<b>268 002</b>	<b>Tourist overnight stays – total</b>
<b>Noćenja domaćih turista</b>	<b>342 635</b>	<b>334 466</b>	<b>478 080</b>	<b>91 014</b>	<b>57 023</b>	<b>31 533</b>	<b>Overnight stays of domestic tourists</b>
<b>Noćenja stranih turista</b>	<b>601 807</b>	<b>2 476 961</b>	<b>3 628 173</b>	<b>952 748</b>	<b>475 952</b>	<b>236 469</b>	<b>Overnight stays of foreigners</b>
Albanija	41 122	65 324	77 730	13 975	7 004	5 574	Albania
Austrija	3 369	21 439	59 063	13 058	8 232	3 862	Austria
Belgija	3 267	15 831	47 923	9 319	7 511	941	Belgium
Bosna i Hercegovina	89 155	222 122	261 989	89 834	22 104	4 056	Bosnia and Herzegovina
Bugarska	3 012	6 916	14 477	4 393	3 342	700	Bulgaria
Češka Republika	2 105	9 246	27 220	8 973	4 034	717	Czech Republic
Danska	3 143	7 396	13 691	2 559	1 121	1 150	Danmark
Finska	2 229	5 495	15 437	1 790	3 474	2 596	Finland
Francuska	20 044	87 794	240 293	59 031	37 511	16 165	France
Grčka	1 319	4 024	11 985	1 879	1 382	2 339	Greece
Holandija	2 437	13 801	37 764	9 461	6 821	2 740	Netherlands
Hrvatska	12 357	26 467	57 647	14 405	6 810	6 260	Croatia
Italija	6 373	18 583	39 709	15 867	4 210	2 764	Italy
Mađarska	3 868	37 107	53 389	17 408	6 560	1 581	Hungary
Republika Sjeverna Makedonija	5 913	29 974	33 559	10 205	2 901	2 219	Republic of North Macedonia
Norveška	643	4 671	38 840	6 387	5 384	1 156	Norway
Njemačka	23 618	113 658	325 704	56 263	48 771	47 966	Germany
Poljska	9 324	81 473	136 574	33 392	23 262	9 030	Poland
Rumunija	1 746	21 137	35 289	13 115	4 169	1 279	Romania
Ruska Federacija	36 237	131 474	89 703	18 795	11 364	7 914	Russian Federation
Slovačka	1 011	5 138	18 273	6 619	1 318	470	Slovakia
Slovenija	3 795	23 232	50 391	15 091	5 448	2 198	Slovenia
Srbija	120 182	712 983	841 663	272 216	90 230	13 548	Serbia
Švajcarska	3 462	29 299	43 964	12 639	3 322	1 696	Switzerland
Švedska	4 856	14 176	27 996	6 540	2 506	739	Sweden
Ukrajina	64 108	311 339	75 160	21 168	10 834	2 790	Ukraine
Ujedinjeno Kraljevstvo	12 658	24 861	223 491	43 753	39 170	33 720	United Kingdom
Ostale evropske zemlje	92 103	239 505	339 570	77 463	48 888	21 415	Other European countries
Izrael	1 153	49 646	151 834	30 123	27 631	22 815	Israel
Kanada	1 301	5 400	12 373	3 376	1 966	922	Canada
SAD	8 515	32 614	72 239	14 337	11 715	5 714	USA
Ostale vanevropske zemlje	17 382	104 836	153 233	49 314	16 957	9 433	Other non-European countries
<b>Noćenja po vrstama mjesta – ukupno</b>	<b>944 442</b>	<b>2 811 427</b>	<b>4 106 253</b>	<b>1 043 762</b>	<b>532 975</b>	<b>268 002</b>	<b>Overnight stays by type of tourist resorts – total</b>
Glavni grad	79 542	153 512	292 690	52 055	38 790	31 291	Main administrative center
Primorska	778 594	2 523 983	3 619 184	957 597	471 964	223 133	Coastal
Planinska	49 018	89 851	121 247	20 320	13 047	7 177	Mountain
Ostala turistička mjesta	34 270	41 905	64 971	12 067	7 645	5 347	Other tourist resorts
Ostala mjesta	3 018	2 176	8 161	1 723	1 529	1 054	Other places
<b>Noćenja ukupno-primorska mjesta</b>	<b>778 594</b>	<b>2 523 983</b>	<b>3 619 184</b>	<b>957 597</b>	<b>471 964</b>	<b>223 133</b>	<b>Overnight stays total-coastal resorts</b>
Bar	23 829	216 307	396 035	132 927	38 227	7 409	Bar
Budva	455 636	1 355 570	1 742 684	455 508	224 558	116 803	Budva
Kotor	40 630	104 557	193 402	48 163	30 407	10 423	Kotor
Tivat	61 108	160 998	193 902	41 338	25 123	14 015	Tivat
Ulcinj	35 256	234 937	349 597	111 283	48 709	11 976	Ulcinj
Herceg Novi	162 135	451 614	743 564	168 378	104 940	62 507	Herceg Novi

<sup>1)</sup>Vidjeti metodološka objašnjenja<sup>1)</sup> See methodological explanations



**DOLASCI I NOĆENJA TURISTA U KOLEKTIVNOM SMJEŠTAJU PO VRSTAMA TURISTIČKIH MJESTA<sup>1)</sup>**  
**TOURIST ARRIVALS AND OVERNIGHT STAYS IN COLLECTIVE ACCOMMODATION BY TYPE OF PLACE<sup>1)</sup>**

	Dolasci / Arrivals					Noćenja / Nights				
	glavni grad <i>Capital</i>	primorska mjesta <i>Coastal resorts</i>	planinska mjesta <i>Mountain resorts</i>	ostala turistička mjesta <i>Other tourist resorts</i>	ostala mjesta <i>Other places</i>	glavni grad <i>Capital</i>	primorska mjesta <i>Coastal resorts</i>	planinska mjesta <i>Mountain resorts</i>	ostala turistička mjesta <i>Other tourist resorts</i>	ostala mjesta <i>Other places</i>
2016	93 381	619 130	55 869	38 615	1 793	169 744	3 144 355	111 048	93 572	3 178
2017	140 392	704 251	64 496	44 579	1 781	250 129	3 398 052	131 026	106 495	4 668
2018	163 781	788 257	70 415	52 271	2 124	269 618	3 693 820	133 676	107 447	4 394
2019	180 070	972 876	79 255	58 874	2 114	298 762	4 115 664	146 902	114 097	5 362
2020	38 785	197 139	20 705	11 318	931	79 542	778 594	49 018	34 270	3 018
<b>2021</b>	91 737	570 721	43 934	22 874	1 157	183 162	2 615 095	99 870	48 235	2 478
<b>ØI – X 2021</b>	<b>7 610</b>	<b>54 155</b>	<b>3 932</b>	<b>1 965</b>	<b>101</b>	<b>15 351</b>	<b>252 398</b>	<b>8 985</b>	<b>4 191</b>	<b>218</b>
<b>ØI – X 2022</b>	<b>13 849</b>	<b>84 764</b>	<b>5 524</b>	<b>3 151</b>	<b>591</b>	<b>29 269</b>	<b>361 918</b>	<b>12 125</b>	<b>6 497</b>	<b>816</b>
<b>2021</b>										
X	9 809	29 176	3 628	2 970	82	19 187	107 481	6 834	5 947	184
XI	8 959	17 177	1 431	1 906	44	15 683	60 242	3 134	4 044	116
XII	6 680	11 994	3 180	1 316	101	13 967	30 870	6 885	2 286	186
<b>2022</b>										
I	4 158	8 704	5 660	1 103	52	9 723	25 622	16 471	3 458	117
II	6 439	13 133	4 470	1 128	55	13 013	37 680	12 994	2 449	129
III	8 386	26 110	2 839	1 479	156	18 874	77 161	6 589	3 365	262
IV	11 190	56 173	2 629	2 069	142	23 722	166 470	5 728	3 630	224
V	13 929	88 708	4 054	4 156	608	29 397	287 887	7 290	7 763	731
VI	17 444	117 822	6 685	3 733	773	34 461	494 682	12 474	7 344	904
VII	19 623	171 974	8 457	5 297	952	41 364	876 988	19 157	11 903	1 488
VIII	23 343	187 337	8 911	5 759	1 227	52 055	957 597	20 320	12 067	1 723
IX	19 588	108 283	7 592	4 150	1 044	38 790	471 964	13 047	7 645	1 529
X	14 391	69 397	3 940	2 637	898	31 291	223 133	7 177	5 347	1 054
<b>I–X 2022 / I–X 2021</b>	<b>182,0</b>	<b>156,5</b>	<b>140,5</b>	<b>160,4</b>	<b>300,0<sup>2)</sup></b>	<b>190,7</b>	<b>143,4</b>	<b>134,9</b>	<b>155,0</b>	<b>300,0<sup>2)</sup></b>

**DOLASCI I NOĆENJA TURISTA U KOLEKTIVNOM SMJEŠTAJU<sup>1)</sup>**  
**TOURIST ARRIVALS AND OVERNIGHT STAYS IN COLLECTIVE ACCOMMODATION<sup>1)</sup>**

	Dolasci / Arrivals			Noćenja / Nights		
	ukupno / Total	domaći / Domestic	strani / Foreign	ukupno / Total	domaći / Domestic	strani / Foreign
2017	955 499	111 890	843 609	3 890 370	431 370	3 459 000
2018	1 076 848	117 727	959 121	4 208 955	445 098	3 763 857
2019	1 293 189	125 221	1 167 968	4 680 787	480 208	4 200 579
2020	268 878	88 607	180 271	944 442	342 635	601 807
<b>2021</b>	730 423	100 615	629 808	2 948 840	376 130	2 572 710
<b>ØI – X 2021</b>	<b>67 764</b>	<b>8 683</b>	<b>59 080</b>	<b>281 143</b>	<b>33 447</b>	<b>247 696</b>
<b>ØI – X 2022</b>	<b>107 879</b>	<b>12 453</b>	<b>95 426</b>	<b>410 625</b>	<b>47 808</b>	<b>362 817</b>
<b>2021</b>						
X	45 665	8 701	36 964	139 633	30 743	108 890
XI	29 517	7 466	22 051	83 219	25 849	57 370
XII	23 271	6 316	16 955	54 194	15 815	38 379
<b>2022</b>						
I	19 677	7 472	12 205	55 391	21 990	33 401
II	25 225	7 092	18 133	66 265	21 894	44 371
III	38 970	7 161	31 809	106 251	23 054	83 197
IV	72 203	8 877	63 326	199 774	28 392	171 382
V	111 455	14 347	97 108	333 068	43 641	289 427
VI	146 457	18 039	128 418	549 865	68 497	481 368
VII	206 303	19 216	187 087	950 900	91 042	859 858
VIII	226 577	18 918	207 659	1 043 762	91 014	952 748
IX	140 657	14 025	126 632	532 975	57 023	475 952
X	91 263	9 379	81 884	268 002	31 533	236 469
<b>I–X 2022 / I–X 2021</b>	<b>159,2</b>	<b>143,4</b>	<b>161,5</b>	<b>146,1</b>	<b>142,9</b>	<b>146,5</b>

<sup>1)</sup> Vidjeti metodološka objašnjenja  
<sup>2)</sup> Obračunati indeks je veći od 300,0

<sup>1)</sup> See methodological explanations  
<sup>2)</sup> Calculated index is higher than 300,0



**TURIZAM****Izvori podataka i obuhvatnost**

Od januara 2017. godine Uprava za statistiku Crne Gore shodno Zakonu o zvaničnoj statistici i sistemu zvanične statistike („Sl. List CG, br. 18/12“) i prema Godišnjem planu zvanične statistike za 2017. godinu („Sl. List CG, br. 6/17“) sprovodi istraživanje o dolascima i noćenjima turista u ugostiteljskim objektima u kolektivnom smještaju čiji je cilj da obezbijedi osnovne podatke o obimu turističkog prometa, na mjesečnom nivou. Kolektivni smještajni objekti uključuju hotele, pansione, motele, turistička naselja, odmarališta, hostele, kampove i ostale objekte kolektivnog smještaja. Kolektivni smještaj ne uključuje privatni smještaj (smještaj u kućama i sobama za iznajmljivanje, kao i u turističkim apartmanima). Od marta 2017. svi podaci i indeksi u tabelama preračunati su u skladu sa metodologijom istraživanja o dolascima i noćenjima turista u kolektivnom smještaju. Podaci o broju dolazaka turista i noćenja u kolektivnom smještaju prikupljeni su redovnim mjesečnim izvještajem (obrazac TU-11). Izvještaji se sastavljaju na osnovi evidencija u knjigama gostiju.

**Izvještajne jedinice** su privredna društva, pravna lica ili preduzetnici koji obavljaju djelatnost pružanja ugostiteljskih usluga za smještaj turista u kolektivnom smještaju. Smještajni objekti koji se razvrstavaju prema Pravilniku o vrstama, minimalno-tehničkim uslovima i kategorizaciji ugostiteljskih objekata („Službeni list CG“, br. 63/11, br. 47/12) jesu: hotel & resort, wild beauty resort, grupa hotela (hotel, mali hotel, boutique hotel, hotel garni, aparthotel, condohotel, hostel, pansion i motel), turističko naselje, etno selo, eko lodge, vila, planinarski dom, odmaralište, kamp i slično. Osim ovih ugostiteljskih objekata regulisanih Pravilnikom obuhvataju se lječilišta i nekategorisani objekti.

**Definicije**

**Turist** je svaka osoba koja u mjestu van svog prebivališta provede najmanje jednu noć u ugostiteljskom ili drugom objektu za smještaj turista radi odmora ili rekreacije, zdravlja, studija, sporta, religije, porodice, poslova, javnih misija ili skupova. U turiste se ne uključuju migranti, pogranični radnici, diplomati, članovi vojnih snaga na redovnim zadacima, izbjeglice, itd. Turist je registrovan u svakom mjestu ili objektu u kojem boravi i zbog toga, u slučaju promjene mjesta ili objekta, dolazi do njegova ponovnog iskazivanja, a time i do dvostrukosti u podacima. Prema tome, statistika evidentira broj dolazaka turista, a ne broj turista.

**Ministarstvo zdravlja, 15. marta 2020. godine**, donijelo je, na predlog Instituta za javno zdravlje Crne Gore, a na osnovu Zakona o zaštiti stanovništva od zaraznih bolesti, Naredbu za preduzimanje privremenih mjera za sprečavanje unošenja u zemlju, suzbijanje i sprečavanje prenošenja novog koronavirusa (COVID-19), koja se odnosi na zabranu pružanja ugostiteljskih usluga u hotelima, osim za prijavljene goste.

**Nacionalno koordinaciono tijelo za zarazne bolesti** saglasilo se u više navrata o produženju gore navedene mjere koja je važila do 18. maja 2020. godine.

**Prema Regulativi 692/2011 o evropskoj statistici turizma** karantinski smještaj nije uključen u obuhvat istraživanja.

**TOURISM****Sources of data and coverage**

Since January 2017, Statistical Office of Montenegro according to Law on Official Statistics and Official Statistical System ("Off. Gazette of Montenegro, no. 18/12") and according to the Annual Plan of Official Statistics for 2017 ("Off. Gazette of Montenegro, no. 6/17") conducts survey on arrivals and overnight stays of tourists in tourists collective accommodation establishments that aims to provide basic information about the scope of tourist traffic, on a monthly basis. Collective accommodation facilities include hotels, inns, motels, holiday villages, tourist resorts, hostels, camps and other collective accommodation facilities. Collective accommodation does not include private accommodation (accommodation in houses and rooms for rent, as well as in tourist apartments). Since March 2017, all data and indexes in the tables are calculated according to the methodology on survey about tourist arrivals and overnight stays in collective accommodation. Data about tourist arrivals and overnight stays in collective accommodation are collected through regular monthly survey (form TU-11). The reports are compiled on the basis of records in the guest books.

**Reporting units** are business organizations, legal persons and entrepreneurs who are engaged in providing accommodation services to tourists in collective establishments. Accommodation establishments, classified according to the Regulations on the types, minimum technical requirements and categorization of objects ("Official Gazette of Montenegro", no. 63/11, No. 47 / 12), are: hotel & resort, wild beauty resort, a group hotels (hotel, small hotel, boutique hotel, garni hotel, aparthotel, condo hotel, hostel, guest house and motel), a tourist resort, ethno village, eco lodge, villas, inns, mountain lodge, resort camp, and similar. In addition to these, survey also covers spas and uncategorized facilities.

**Definitions**

**Tourist** is a person who spends at least one night in an accommodation facility or some other object for accommodation of tourists, in a place other than his/her place of permanent residence for the reason of vacation or recreation, health, studies, sports, religion, family, business, public missions or meetings. Tourists do not include migrants, border workers, diplomats, members of military force in the regular duty, refugees, etc. Tourist is registered in a place or object where it resides and due to it, in the case of change of place or object, the double reporting may appear, which may lead to the double data. There the statistic records the arrivals of tourists, and not the number of tourists.

**On March 15, 2020, the Ministry of Health**, at the proposal of the Institute of Public Health of Montenegro and based on the Law on Protection of the Population from infectious diseases, issued an order to take temporary measures to prevent the introduction of new coronavirus (COVID-19), which refers to the ban on the provision of catering services in hotels, except for registered guests.

**The National Coordination Body for infectious diseases** has agreed on several occasions to extend the above measure which was valid until 18 May 2020.

**According to Regulation 692/2011 on European Tourism Statistics** quarantine accommodation is not included in the scope of the survey