

## **SAOBRAĆAJ, SKLADIŠTENJE I VEZE / TRANSPORT, STORAGE AND COMMUNICATIONS**

Metodološka objašnjenja / *Methodological notes*

Željeznički saobraćaj / *Railway transport*

Drumski saobraćaj - putnički / *Road transport – passengers*

Promet na aerodromima / *Traffic at airports*

Gradski saobraćaj / *Local transport*

Pomorski saobraćaj / *Marine transport*

P T T saobraćaj / *Postal, telegraph and telephone (ptt) communications*

## SAOBRAĆAJ, SKLADIŠTENJE I VEZE

### Izvori podataka i obuhvatnost

Sva istraživanja saobraćaja osim istraživanja o teretnom drumskom saobraćaju obuhvataju preduzeća sa 5 i više zaposlenih koja su u statističkom biznis registru razvrstana u sektor H Klasifikacije djelatnosti (KD 2010), oblasti 49, 50, 51, 52, 53 i sektor J - oblast 61.

Istraživanje o teretnom drumskom saobraćaju se sprovodi na uzorku. Okvir za izbor uzorka je evidencija registrovanih vozila koja se dobija od Ministarstva unutrašnjih poslova Crne Gore.

### Izvor podataka za:

- (i) željeznički saobraćaj su izvještajne jedinice kojima je prevoz putnika i robe u željezničkom saobraćaju pretežna djelatnost (sektor H, oblast 49);
- (ii) drumski putnički saobraćaj su izvještajne jedinice kojima je prevoz putnika u drumskom saobraćaju pretežna djelatnost (sektor H, oblast 49);
- (iii) istraživanje teretnog drumskog saobraćaja teretna vozila za prevoz robe korisne nosivosti 3500 kg i veće, kao i tegljači. Izvor podataka su pravna i fizička lica koja su vlasnici ili korisnici vozila. Izvor podataka za teretna drumska vozila je Ministarstvo unutrašnjih poslova Crne Gore.
- (iv) lokalni drumski saobraćaj su izvještajne jedinice kojima je prevoz putnika u lokalnom drumskom (gradskom) saobraćaju pretežna djelatnost (sektor H, oblast 49);
- (v) prometa na aerodromima su izvještajne jedinice koje obavljaju uslužne djelatnosti u vazdušnom saobraćaju (sektor H, oblast 52);
- (vi) izvještaj o dolasku i odlasku brodova, izvještajne jedinice su Lučke kapetanije i Uprava pomorske sigurnosti;
- (vii) poštanski i telekomunikacioni saobraćaj je Agencija za elektronske komunikacije i poštansku djelatnost

### Definicije

**Putnik** je svako lice koje je nabavilo kartu ili odgovarajuću ispravu i ušlo u prevozno sredstvo s ciljem da se preveze do mjesta opredjeljenja.

**Putnički kilometar** označava prevoz jednog putnika na rastojanju od 1 km.

Pod prevezenom **robom** podrazumijevaju se sve pošiljke tereta (robe) koji je prevezen na osnovu ugovora o prevozu. Količina prevezene robe izražava se u bruto težini, što znači da težina robe obuhvata i težinu ambalaže ili opreme (kontejneri).

**Tonski kilometar** označava prevoz jedne tone robe na rastojanju od 1 km.

## TRANSPORT, STORAGE AND COMMUNICATIONS

### Sources of data and coverage

Units for all surveys of transport except survey of freight road transport are enterprises with 5 or more employees who are in the Statistical Business Register according to the activity classification in Section H (KD 2010), divisions 49, 50, 51, 52, 53 and Section J divisions 61.

Survey transport of goods by road conducted on a sample, frame for sample selection is a database of registered vehicles that are obtained from Ministry Interior of Montenegro.

### Data source:

- (i) for rail transport are reporting units with the carriage of passengers and goods by rail prevailing activity (Section H, field 49);
- (ii) road passenger traffic reporting units with the carriage of passengers in road traffic prevailing activity (Section H, field 49);
- (iii) road freight transport vehicles for transportation of goods payload of 3500 kg and higher, as well as tractors. Sources of data are legal and natural persons who are owners or users of vehicles. Data source for road vehicles is the Ministry of Interior of Montenegro;
- (iv) local road traffic reporting units with the carriage of passengers in local road (urban) traffic prevailing activity (Section H, field 49);
- (v) traffic at airports reporting units that perform service activities in air traffic (Section H, field 52);
- (vi) report on the arrival and departure of ships reporting units are the Port Authority and Maritime safety department of Montenegro;
- (vii) postal and telecommunications traffic reporting unit is Agency for electronic communications and postal service

### Definitions

**Passenger** is every person with ticket or appropriate document with the aim to travel to desired place.

**Passenger kilometer** presents the transport of one person over the distance of 1 km.

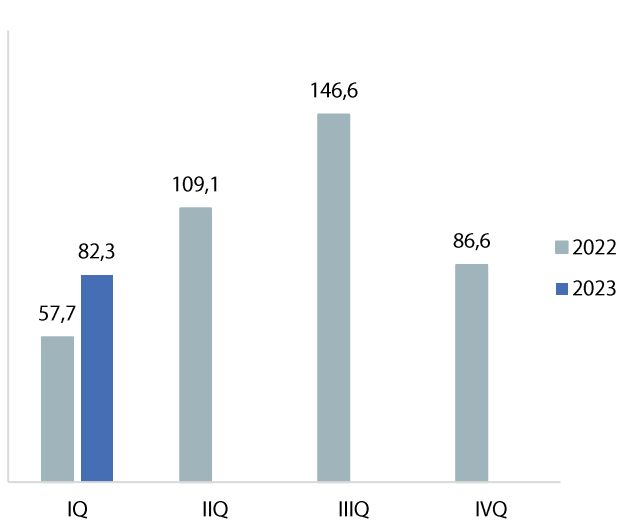
**Goods transported** are goods transferred based on the contract on transport. The quantity of goods transported is expressed in gross weight, meaning that the quantity of goods covers also the quantity of packaging or packing material (containers).

**Tonne-kilometre** indicate transport of one-tone goods over the distance of 1 km.

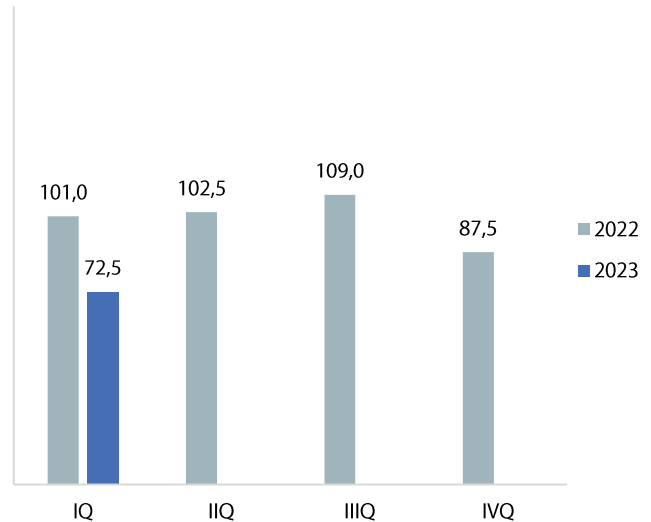
## ŽELJEZNIČKI SAOBRAĆAJ / RAILWAY TRANSPORT

Ø 2022 = 100

## Putnički / Passengers



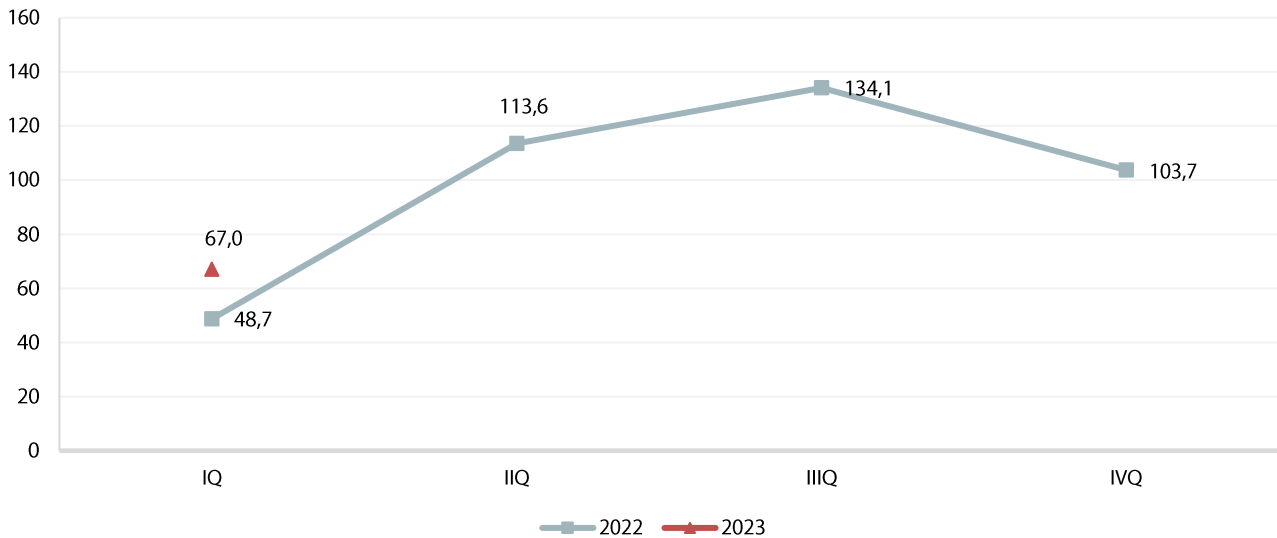
## Robni / Goods



	ŽELJEZNIČKI SAOBRAĆAJ / RAILWAY TRANSPORT					
	Putnički / Passenger			Robni / Goods		
	indeks Index	putnici u 000 Passengers, thousands	putnički km u 000 Passenger kilometres in thousands	Indeks Index	prevoz robe u 000 t Goods in thousands tonnes	tonski km u 000 Tonne-kilometres in thousands
2020	53,7	473	27 839	69,1	1 154	130 451
2021	71,6	555	37 093	67,4	943	127 222
<b>2022</b>	<b>100,0</b>	<b>778</b>	<b>51 820</b>	<b>100,0</b>	<b>1 346</b>	<b>188 793</b>
<b>2022</b>						
I kvartal/ quarter	57,7	126	7 479	101,0	341	47 655
II kvartal/quarter	109,1	218	14 128	102,5	359	48 377
III kvartal/ quarter	146,6	270	18 990	109,0	366	51 447
IV kvartal/ quarter	86,6	164	11 223	87,5	280	41 314
<b>2023</b>						
I kvartal/ quarter	82,3	147	10 662	72,5	226	34 208
II kvartal/quarter						
III kvartal/ quarter						
IV kvartal/ quarter						

## DRUMSKI SAOBRAĆAJ - PUTNIČKI / ROAD TRANSPORT – PASSENGERS

Ø 2022 = 100



Ø 2022 = 100

	DRUMSKI SAOBRAĆAJ / ROAD TRANSPORT							
	PUTNIČKI / PASSENGERS				ROBNI / GOODS			
	indeks Index	putnici u 000 Passengers, thous.	putnički km u 000 Passenger kilometres in thous.	autobuski km u 000 Buskilometres in thous	indeks Index	roba u 000 tona Goods in thousands tonnes	tonski km u 000 Tonne- kilometres in thous.	Pređeni km vozila sa utovarom, u hilj. Kilometres made, in thous.
2020	57,4	2 697	29 588	8 150	81,0	800	91 039	4 312
2021	62,3	3 745	32 102	11 096	103,8	847	116 654	6 340
<b>2022</b>	100,0	5 831	51 532	14 223	100,0	875	112 402	5 496
<b>2022</b>								
I kvartal/ quarter	48,7	762	6 273	2 206	93,6	197	26 306	1 400
II kvartal/quarter	113,6	1 438	14 634	3 347	105,0	238	29 507	1 438
III kvartal/ quarter	134,1	1 994	17 271	4 556	99,0	235	27 810	1 294
IV kvartal/ quarter	103,7	1 637	13 354	4 114	102,4	205	28 779	1 364
<b>2023</b>								
I kvartal/ quarter	67,0	812	8 634	2 244	88,7	226	24 931	1 191
II kvartal/quarter								
III kvartal/ quarter								
IV kvartal/ quarter								

## PROMET NA AERODROMIMA / TRAFFIC AT AIRPORTS

Ø 2022 = 100

	PUTNIČKI / PASSENGERS		ROBNI / GOODS
	indeks Index	prevoz putnika Transport of passengers	prevoz robe u tonama Transport of goods in tonnes
2020	27,3	521 959	337
<b>2021</b>	68,6	1 309 266	466
<b>2022</b>	100,0	1 908 552	419
<b>2022</b>			
I kvartal/ quarter	35,6	169 994	95
II kvartal/quarter	106,2	506 549	97
III kvartal/ quarter	179,6	856 748	108
IV kvartal/ quarter	78,6	375 261	119
<b>2023</b>			
I kvartal/ quarter	63,6	303 284	138
II kvartal/quarter			
III kvartal/ quarter			
IV kvartal/ quarter			

## GRADSKI SAOBRAĆAJ / LOCAL TRANSPORT

Kvartali/ Quarters	indeks Index	prevezeno putnika u 000 Passengers in thousands
2020	53,5	695
2021	75,3	978
<b>2022</b>	100,0	1 298
<b>2022</b>		
I kvartal/ quarter	80,7	262
II kvartal/quarter	90,6	294
III kvartal/ quarter	98,9	321
IV kvartal/ quarter	129,7	421
<b>2023</b>		
I kvartal/ quarter	106,9	347
II kvartal/quarter		
III kvartal/ quarter		
IV kvartal/ quarter		

## POMORSKI SAOBRAĆAJ / MARINE TRANSPORT

Ø 2022 = 100

	Promet u lukama ( u tonama ) / Turnover in harbours (tonnes)			
	indeks Index	ukupno Total	izvoz Export	uvoz <sup>1)</sup> Import
2020	69,8	2 043 632	1 147 913	895 663
2021	63,5	1 858 769	976 736	882 033
<b>2022</b>	100,0	2 928 899	1 828 320	1 100 579
<b>2022</b>				
I kvartal/ quarter	87,8	642 914	449 496	193 418
II kvartal/quarter	89,0	651 881	430 906	220 975
III kvartal/ quarter	117,6	861 012	431 120	429 892
IV kvartal/ quarter	105,6	773 092	516 798	256 294
<b>2023</b>				
I kvartal/ quarter	74,4	544 591	316 470	228 121
II kvartal/quarter				
III kvartal/ quarter				
IV kvartal/ quarter				

<sup>1)</sup>Tranzit prikazan kod uvoza<sup>1)</sup>Transit presented in import

## P T T SAOBRAĆAJ / POSTAL, TELEGRAPH AND TELEPHONE (PTT) COMMUNICATIONS

	Poštanske usluge / Postal services			Telefonske usluge / Telephone services	
	pisma u 000 komada Letters in thousands pcs,	paketi u 000 komada Packages in thousands pcs,	Tiskovine i ostalo, u 000 komada Other printed papers in thousands pcs,	fiksna telefonija Fixed telephony	mobilna telefonija Mobile telephony
				minuti u 000 Minutes in thous,	minuti u 000 Minutes in thous,
2020	15 780	50	118	115 992	2 433 217
2021	15 104	45	133	104 334	2 749 090
<b>2022</b>	15 497	47	129	71 484	2 730 005
<b>2022</b>					
I kvartal/ quarter	3 591	10	23	20 975	617 414
II kvartal/quarter	3 758	14	50	18 230	678 054
III kvartal/ quarter	3 637	10	27	15 819	786 137
IV kvartal/ quarter	4 511	13	29	16 460	648 400
<b>2023</b>					
I kvartal/ quarter	4 091	9	23	14 717	606 174
II kvartal/quarter					
III kvartal/ quarter					
IV kvartal/ quarter					