

SAOBRAĆAJ, SKLADIŠTENJE I VEZE / TRANSPORT, STORAGE AND COMMUNICATIONS

Metodološka objašnjenja / *Methodological notes*

Željeznički saobraćaj / *Railway transport*

Drumski saobraćaj - putnički / *Road transport – passengers*

Promet na aerodromima / *Traffic at airports*

Gradski saobraćaj / *Local transport*

Pomorski saobraćaj / *Marine transport*

P T T saobraćaj / *Postal, telegraph and telephone (ptt) communications*

SAOBRAĆAJ, SKLADIŠTENJE I VEZE

Izvori podataka i obuhvatnost

Sva istraživanja saobraćaja osim istraživanja o teretnom drumskom saobraćaju obuhvataju preduzeća sa 5 i više zaposlenih koja su u statističkom biznis registru razvrstana u sektor H Klasifikacije djelatnosti (KD 2010), oblasti 49, 50, 51, 52, 53 i sektor J - oblast 61.

Istraživanje o teretnom drumskom saobraćaju se sprovodi na uzorku. Okvir za izbor uzorka je evidencija registrovanih vozila koja se dobija od Ministarstva unutrašnjih poslova Crne Gore.

Izvor podataka za:

- (i) željeznički saobraćaj su izvještajne jedinice kojima je prevoz putnika i robe u željezničkom saobraćaju pretežna djelatnost (sektor H, oblast 49);
- (ii) drumski putnički saobraćaj su izvještajne jedinice kojima je prevoz putnika u drumskom saobraćaju pretežna djelatnost (sektor H, oblast 49);
- (iii) istraživanje teretnog drumskog saobraćaja teretna vozila za prevoz robe korisne nosivosti 3500 kg i veće, kao i tegljači. Izvor podataka su pravna i fizička lica koja su vlasnici ili korisnici vozila. Izvor podataka za teretna drumska vozila je Ministarstvo unutrašnjih poslova Crne Gore.
- (iv) lokalni drumski saobraćaj su izvještajne jedinice kojima je prevoz putnika u lokalnom drumskom (gradskom) saobraćaju pretežna djelatnost (sektor H, oblast 49);
- (v) prometa na aerodromima su izvještajne jedinice koje obavljaju uslužne djelatnosti u vazdušnom saobraćaju (sektor H, oblast 52);
- (vi) izvještaj o dolasku i odlasku brodova, izvještajne jedinice su Lučke kapetanije i Uprava pomorske sigurnosti;
- (vii) poštanski i telekomunikacioni saobraćaj je Agencija za elektronske komunikacije i poštansku djelatnost

Definicije

Putnik je svako lice koje je nabavilo kartu ili odgovarajuću ispravu i ušlo u prevozno sredstvo s ciljem da se preveze do mjesta opredjeljenja.

Putnički kilometar označava prevoz jednog putnika na rastojanju od 1 km.

Pod prevezenom **robom** podrazumijevaju se sve pošiljke tereta (robe) koji je prevezen na osnovu ugovora o prevozu. Količina prevezene robe izražava se u bruto težini, što znači da težina robe obuhvata i težinu ambalaže ili opreme (kontejneri).

Tonski kilometar označava prevoz jedne tone robe na rastojanju od 1 km.

Poslednji objavljeni podatak se smatra preliminarnim i postaje konačan, u definisanom roku, predviđenim Kalendarom objavljivanja statističkih podataka.

TRANSPORT, STORAGE AND COMMUNICATIONS

Sources of data and coverage

Units for all surveys of transport except survey of freight road transport are enterprises with 5 or more employees who are in the Statistical Business Register according to the activity classification in Section H (KD 2010), divisions 49, 50, 51, 52, 53 and Section J divisions 61.

Survey transport of goods by road conducted on a sample, frame for sample selection is a database of registered vehicles that are obtained from Ministry Interior of Montenegro.

Data source:

- (i) *for rail transport are reporting units with the carriage of passengers and goods by rail prevailing activity (Section H, field 49);*
- (ii) *road passenger traffic reporting units with the carriage of passengers in road traffic prevailing activity (Section H, field 49);*
- (iii) *road freight transport vehicles for transportation of goods payload of 3500 kg and higher, as well as tractors. Sources of data are legal and natural persons who are owners or users of vehicles. Data source for road vehicles is the Ministry of Interior of Montenegro;*
- (iv) *local road traffic reporting units with the carriage of passengers in local road (urban) traffic prevailing activity (Section H, field 49);*
- (v) *traffic at airports reporting units that perform service activities in air traffic (Section H, field 52);*
- (vi) *report on the arrival and departure of ships reporting units are the Port Authority and Maritime safety department of Montenegro;*
- (vii) *postal and telecommunications traffic reporting unit is Agency for electronic communications and postal service*

Definitions

Passenger is every person with ticket or appropriate document with the aim to travel to desired place.

Passenger kilometer presents the transport of one person over the distance of 1 km.

Goods transported are goods transferred based on the contract on transport. The quantity of goods transported is expressed in gross weight, meaning that the quantity of goods covers also the quantity of packaging or packing material (containers).

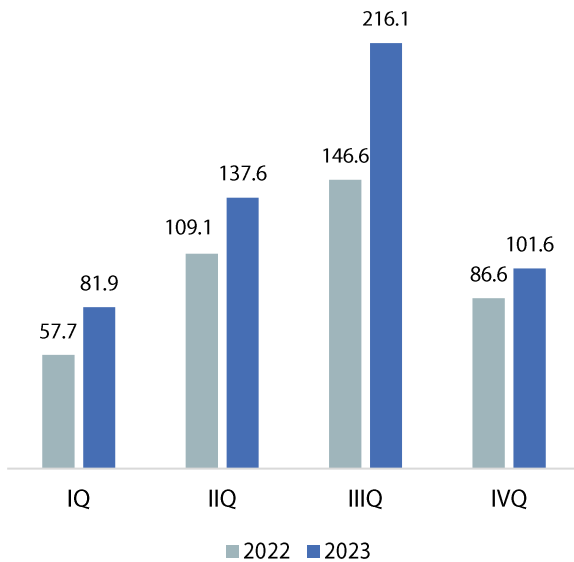
Tonne-kilometre indicate transport of one-tone goods over the distance of 1 km.

The last published data are considered preliminary, and becomes final within the defined deadline, as foreseen by the Statistical Release Calendar.

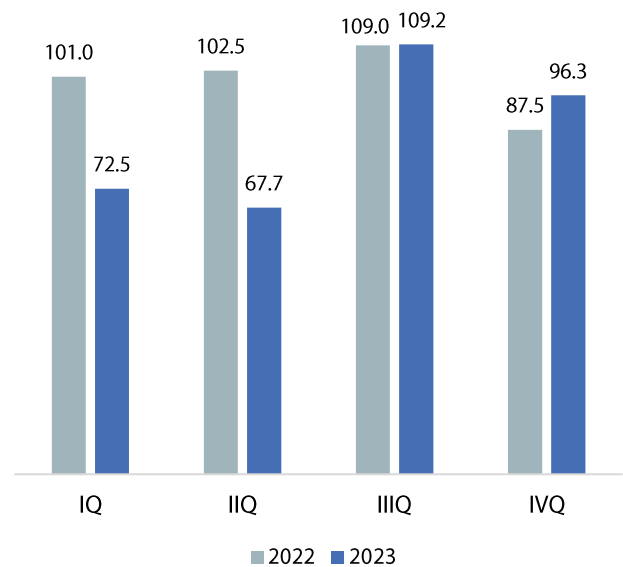
ŽELJEZNIČKI SAOBRAĆAJ / RAILWAY TRANSPORT

Ø 2022 = 100

Putnički / Passengers



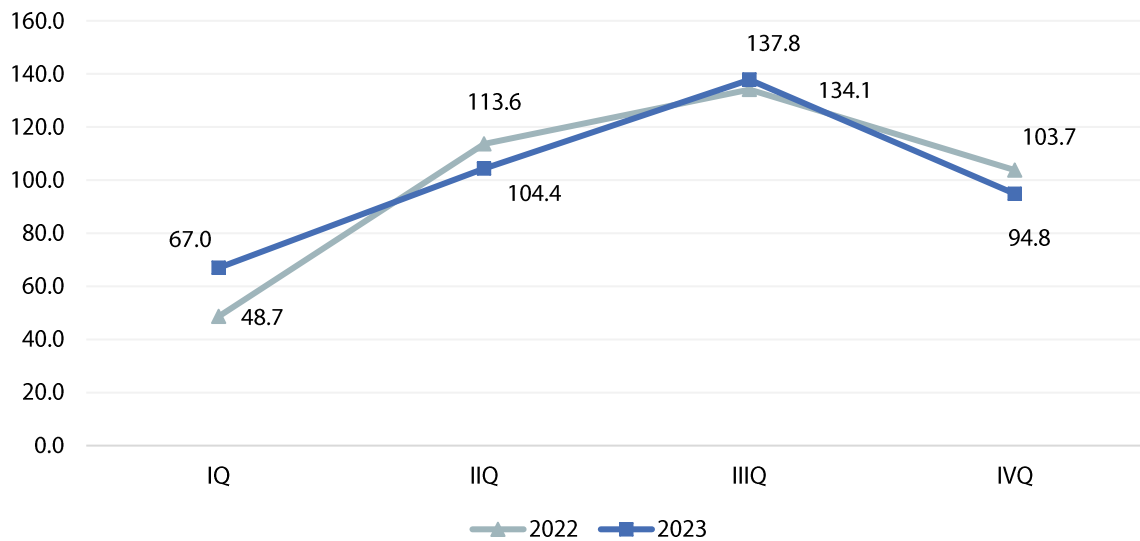
Robni / Goods



| | ŽELJEZNIČKI SAOBRAĆAJ / RAILWAY TRANSPORT | | | | | |
|----------------------|---|---|--|-----------------|--|---|
| | Putnički / Passenger | | | Robni / Goods | | |
| | indeks Index | putnici u 000 Passengers, thousands | putnički km u 000 Passenger kilometres in thousands | Indeks Index | prevoz robe u 000 t Goods in thousands tonnes | tonski km u 000 Tonne-kilometres in thousands |
| 2020 | 53,7 | 473 | 27 839 | 69,1 | 1 154 | 130 451 |
| 2021 | 71,6 | 555 | 37 093 | 67,4 | 943 | 127 222 |
| 2022 | 100,0 | 778 | 51 820 | 100,0 | 1 346 | 188 793 |
| 2022 | | | | | | |
| I kvartal/ quarter | 57,7 | 126 | 7 479 | 101,0 | 341 | 47 655 |
| II kvartal/quarter | 109,1 | 218 | 14 128 | 102,5 | 359 | 48 377 |
| III kvartal/ quarter | 146,6 | 270 | 18 990 | 109,0 | 366 | 51 447 |
| IV kvartal/ quarter | 86,6 | 164 | 11 223 | 87,5 | 280 | 41 314 |
| 2023 | | | | | | |
| I kvartal/ quarter | 81,9 | 147 | 10 611 | 72,5 | 226 | 34 208 |
| II kvartal/quarter | 137,6 | 223 | 17 827 | 67,7 | 208 | 31 940 |
| III kvartal/ quarter | 202,4 | 308 | 26 225 | 109,2 | 365 | 51 546 |
| IV kvartal/ quarter | 101,6 | 176 | 13 162 | 96,3 | 315 | 45 470 |

DRUMSKI SAOBRAĆAJ - PUTNIČKI / ROAD TRANSPORT – PASSENGERS

Ø 2022 = 100



Ø 2022 = 100

| | DRUMSKI SAOBRAĆAJ / ROAD TRANSPORT | | | | | | | |
|----------------------|------------------------------------|--|--|--|-----------------|---|---|---|
| | PUTNIČKI / PASSENGERS | | | | ROBNI / GOODS | | | |
| | indeks Index | putnici u 000 Passengers, thous. | putnički km u 000 Passenger kilometres in thous. | autobuski km u 000 Buskilometres in thous | indeks Index | roba u 000 tona Goods in thousands tonnes | tonski km u 000 Tonne- kilometres in thous. | Pređeni km vozila sa utovarom, u hilj. Kilometres made, in thous. |
| 2020 | 57,4 | 2 697 | 29 588 | 8 150 | 81,0 | 800 | 91 039 | 4 312 |
| 2021 | 62,3 | 3 745 | 32 102 | 11 096 | 103,8 | 847 | 116 654 | 6 340 |
| 2022 | 100,0 | 5 831 | 51 532 | 14 223 | 100,0 | 875 | 112 402 | 5 495* |
| 2022 | | | | | | | | |
| I kvartal/ quarter | 48,7 | 762 | 6 273 | 2 206 | 93,6 | 197 | 26 306 | 1 400 |
| II kvartal/quarter | 113,6 | 1 438 | 14 634 | 3 347 | 105,0 | 238 | 29 507 | 1 437* |
| III kvartal/ quarter | 134,1 | 1 994 | 17 271 | 4 556 | 99,0 | 235 | 27 810 | 1 294 |
| IV kvartal/ quarter | 103,7 | 1 637 | 13 354 | 4 114 | 102,4 | 205 | 28 779 | 1 364 |
| 2023 | | | | | | | | |
| I kvartal/ quarter | 67,0 | 812 | 8 634 | 2 244 | 88,8 | 226 | 24 947 | 1 194 |
| II kvartal/quarter | 104,4 | 1 404 | 13 449 | 3 154 | 105,2 | 255 | 29 570 | 972 |
| III kvartal/ quarter | 137,8 | 2 384 | 17 750 | 4 203 | 129,7 | 237 | 36 452 | 1 523 |
| IV kvartal/ quarter | 94,8 | 1 720 | 12 219 | 3 261 | 114,1 | 243 | 32 051 | 1 463 |

PROMET NA AERODROMIMA / TRAFFIC AT AIRPORTS

Ø 2022 = 100

| | PUTNIČKI / PASSENGERS | | ROBNI / GOODS |
|----------------------|-----------------------|---|--|
| | indeks Index | prevoz putnika Transport of passengers | prevoz robe u tonama Transport of goods in tonnes |
| 2020 | 27,3 | 521 959 | 337 |
| 2021 | 68,6 | 1 309 266 | 466 |
| 2022 | 100,0 | 1 908 552 | 419 |
| 2022 | | | |
| I kvartal/ quarter | 35,6 | 169 994 | 95 |
| II kvartal/quarter | 106,2 | 506 549 | 97 |
| III kvartal/ quarter | 179,6 | 856 748 | 108 |
| IV kvartal/ quarter | 78,6 | 375 261 | 119 |
| 2023 | | | |
| I kvartal/ quarter | 63,6 | 303 284 | 138 |
| II kvartal/quarter | 139,3 | 664 531 | 135 |
| III kvartal/ quarter | 229,1 | 1 093 111 | 175 |
| IV kvartal/ quarter | 90,6 | 432 283 | 161 |

GRADSKI SAOBRAĆAJ / LOCAL TRANSPORT

| Kvartali/ Quarters | indeks Index | prevezeno putnika u 000 Passengers in thousands |
|-----------------------|-----------------|--|
| 2020 | 53,5 | 695 |
| 2021 | 75,3 | 978 |
| 2022 | 100,0 | 1 298 |
| 2022 | | |
| I kvartal/ quarter | 80,7 | 262 |
| II kvartal/quarter | 90,6 | 294 |
| III kvartal/ quarter | 98,9 | 321 |
| IV kvartal/ quarter | 129,7 | 421 |
| 2023 | | |
| I kvartal/ quarter | 106,9 | 347 |
| II kvartal/quarter | 107,9 | 350 |
| III kvartal/ quarter | 115,6 | 375 |
| IV kvartal/ quarter | 164,9 | 535 |

POMORSKI SAOBRAĆAJ / MARINE TRANSPORT

Ø 2022 = 100

| | Promet u lukama (u tonama) / Turnover in harbours (tonnes) | | | |
|----------------------|--|------------------|------------------|------------------------------|
| | indeks Index | ukupno Total | izvoz Export | uvoz ¹⁾ Import |
| 2020 | 69,8 | 2 043 632 | 1 147 913 | 895 663 |
| 2021 | 63,5 | 1 858 769 | 976 736 | 882 033 |
| 2022 | 100,0 | 2 928 899 | 1 828 320 | 1 100 579 |
| 2022 | | | | |
| I kvartal/ quarter | 87,8 | 642 914 | 449 496 | 193 418 |
| II kvartal/quarter | 89,0 | 651 881 | 430 906 | 220 975 |
| III kvartal/ quarter | 117,6 | 861 012 | 431 120 | 429 892 |
| IV kvartal/ quarter | 105,6 | 773 092 | 516 798 | 256 294 |
| 2023 | | | | |
| I kvartal/ quarter | 74,4 | 544 591 | 316 470 | 228 121 |
| II kvartal/quarter | 64,2 | 470 004 | 235 159 | 234 845 |
| III kvartal/ quarter | 91,6 | 670 966 | 383 743 | 287 223 |
| IV kvartal/ quarter | 98,9 | 724 278 | 474 606 | 249 672 |

¹⁾Tranzit prikazan kod uvoza¹⁾Transit presented in import

P T T SAOBRAĆAJ / POSTAL, TELEGRAPH AND TELEPHONE (PTT) COMMUNICATIONS

| | Poštanske usluge / Postal services | | | Telefonske usluge / Telephone services | |
|----------------------|---|---|---|--|--|
| | pisma u 000 komada Letters in thousands pcs, | paketi u 000 komada Packages in thousands pcs, | Tiskovine i ostalo, u 000 komada Other printed papers in thousands pcs, | fiksna telefonija Fixed telephony | mobilna telefonija Mobile telephony |
| | | | | minuti u 000 Minutes in thous, | minuti u 000 Minutes in thous, |
| 2020 | 15 780 | 50 | 118 | 115 992 | 2 433 217 |
| 2021 | 15 104 | 45 | 133 | 104 334 | 2 749 090 |
| 2022 | 15 497 | 47 | 129 | 71 484 | 2 730 005 |
| 2022 | | | | | |
| I kvartal/ quarter | 3 591 | 10 | 23 | 20 975 | 617 414 |
| II kvartal/quarter | 3 758 | 14 | 50 | 18 230 | 678 054 |
| III kvartal/ quarter | 3 637 | 10 | 27 | 15 819 | 786 137 |
| IV kvartal/ quarter | 4 511 | 13 | 29 | 16 460 | 648 400 |
| 2023 | | | | | |
| I kvartal/ quarter | 4 091 | 9 | 23 | 14 717 | 606 174 |
| II kvartal/quarter | 3 958 | 9 | 18 | 13 997 | 668 594 |
| III kvartal/ quarter | 3 537 | 8 | 17 | 13 979 | 702 907 |
| IV kvartal/ quarter | 4 004 | 10 | 20 | 14 026 | 653 623 |