

## ***SAOBRAĆAJ, SKLADIŠTENJE I VEZE / TRANSPORT, STORAGE AND COMMUNICATIONS***

Metodološka objašnjenja / *Methodological notes*

Željeznički saobraćaj / *Railway transport*

Drumski saobraćaj - putnički / *Road transport – passengers*

Promet na aerodromima / *Traffic at airports*

Gradski saobraćaj / *Local transport*

Pomorski saobraćaj / *Marine transport*

P T T saobraćaj / *Postal, telegraph and telephone (ptt) communications*

## SAOBRAĆAJ, SKLADIŠTENJE I VEZE

### Izvori podataka i obuhvatnost

Sva istraživanja saobraćaja osim istraživanja o teretnom drumskom saobraćaju obuhvataju preduzeća sa 5 i više zaposlenih koja su u statističkom biznis registru razvrstana u sektor H Klasifikacije djelatnosti (KD 2010), oblasti 49, 50, 51, 52, 53 i sektor J - oblast 61.

Istraživanje o teretnom drumskom saobraćaju se sprovodi na uzorku. Okvir za izbor uzorka je evidencija registrovanih vozila koja se dobija od Ministarstva unutrašnjih poslova Crne Gore.

### Izvor podataka za:

- (i) željeznički saobraćaj su izvještajne jedinice kojima je prevoz putnika i robe u željezničkom saobraćaju pretežna djelatnost (sektor H, oblast 49);
- (ii) drumski putnički saobraćaj su izvještajne jedinice kojima je prevoz putnika u drumskom saobraćaju pretežna djelatnost (sektor H, oblast 49);
- (iii) istraživanje teretnog drumskog saobraćaja teretna vozila za prevoz robe korisne nosivosti 3500 kg i veće, kao i tegljači. Izvor podataka su pravna i fizička lica koja su vlasnici ili korisnici vozila. Izvor podataka za teretna drumska vozila je Ministarstvo unutrašnjih poslova Crne Gore.
- (iv) lokalni drumski saobraćaj su izvještajne jedinice kojima je prevoz putnika u lokalnom drumskom (gradskom) saobraćaju pretežna djelatnost (sektor H, oblast 49);
- (v) prometa na aerodromima su izvještajne jedinice koje obavljaju uslužne djelatnosti u vazdušnom saobraćaju (sektor H, oblast 52);
- (vi) izvještaj o dolasku i odlasku brodova, izvještajne jedinice su Lučke kapetanije i Uprava pomorske sigurnosti;
- (vii) poštanski i telekomunikacioni saobraćaj je Agencija za elektronske komunikacije i poštansku djelatnost

### Definicije

**Putnik** je svako lice koje je nabavilo kartu ili odgovarajuću ispravu i ušlo u prevozno sredstvo s ciljem da se preveze do mjesta opredjeljenja.

**Putnički kilometar** označava prevoz jednog putnika na rastojanju od 1 km.

Pod prevezenom **robom** podrazumijevaju se sve pošiljke tereta (robe) koji je prevezen na osnovu ugovora o prevozu. Količina prevezene robe izražava se u bruto težini, što znači da težina robe obuhvata i težinu ambalaže ili opreme (kontejneri).

**Tonski kilometar** označava prevoz jedne tone robe na rastojanju od 1 km.

Poslednji objavljeni podatak se smatra preliminarnim i postaje konačan, u definisanom roku, predviđenim Kalendarom objavljivanja statističkih podataka.

## TRANSPORT, STORAGE AND COMMUNICATIONS

### Sources of data and coverage

*Units for all surveys of transport except survey of freight road transport are enterprises with 5 or more employees who are in the Statistical Business Register according to the activity classification in Section H (KD 2010), divisions 49, 50, 51, 52, 53 and Section J divisions 61.*

*Survey transport of goods by road conducted on a sample, frame for sample selection is a database of registered vehicles that are obtained from Ministry Interior of Montenegro.*

### Data source:

- (i) for rail transport are reporting units with the carriage of passengers and goods by rail prevailing activity (Section H, field 49);*
- (ii) road passenger traffic reporting units with the carriage of passengers in road traffic prevailing activity (Section H, field 49);*
- (iii) road freight transport vehicles for transportation of goods payload of 3500 kg and higher, as well as tractors. Sources of data are legal and natural persons who are owners or users of vehicles. Data source for road vehicles is the Ministry of Interior of Montenegro;*
- (iv) local road traffic reporting units with the carriage of passengers in local road (urban) traffic prevailing activity (Section H, field 49);*
- (v) traffic at airports reporting units that perform service activities in air traffic (Section H, field 52);*
- (vi) report on the arrival and departure of ships reporting units are the Port Authority and Maritime safety department of Montenegro;*
- (vii) postal and telecommunications traffic reporting unit is Agency for electronic communications and postal service*

### Definitions

**Passenger** is every person with ticket or appropriate document with the aim to travel to desired place.

**Passenger kilometer** presents the transport of one person over the distance of 1 km.

**Goods** transported are goods transferred based on the contract on transport. The quantity of goods transported is expressed in gross weight, meaning that the quantity of goods covers also the quantity of packaging or packing material (containers).

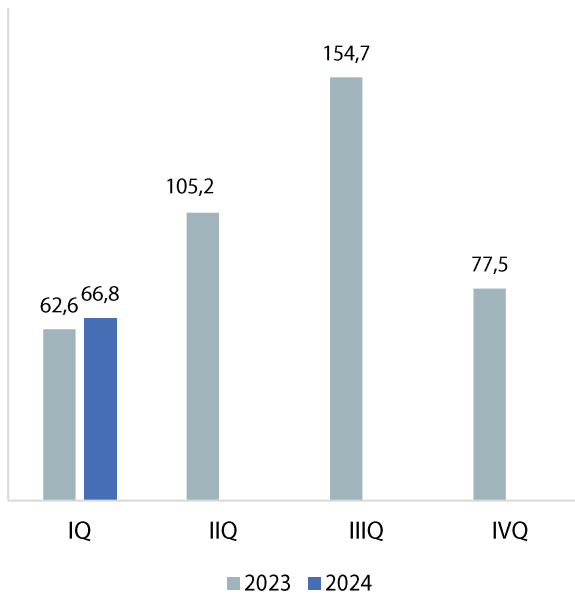
**Tonne-kilometre** indicate transport of one-tone goods over the distance of 1 km.

*The last published data are considered preliminary, and becomes final within the defined deadline, as foreseen by the Statistical Release Calendar.*

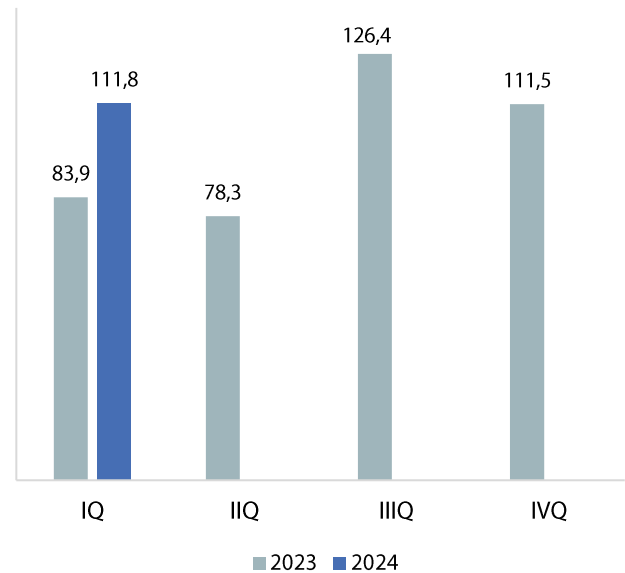
## ŽELJEZNIČKI SAOBRAĆAJ / RAILWAY TRANSPORT

Ø 2023 = 100

Putnički / Passengers



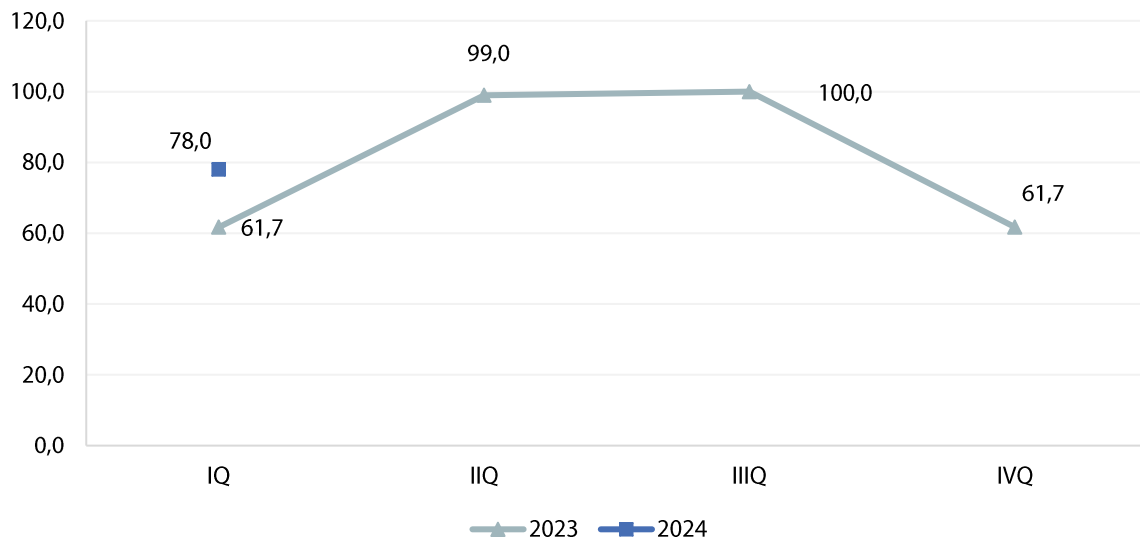
Robni / Goods



	ŽELJEZNIČKI SAOBRAĆAJ / RAILWAY TRANSPORT					
	Putnički / Passenger			Robni / Goods		
	indeks Index	putnici u 000 Passengers, thousands	putnički km u 000 Passenger kilometres in thousands	Indeks Index	prevoz robe u 000 t Goods in thousands tonnes	tonski km u 000 Tonne-kilometres in thousands
2021	54,7	555	37 093	78,0	943	127 222
<b>2022</b>	76,4	778	51 820	115,7	1 346	188 793
<b>2023</b>	<b>100,00</b>	<b>853</b>	<b>67 803</b>	<b>100,0</b>	<b>1 114</b>	<b>163 164</b>
<b>2023</b>						
I kvartal/ quarter	62,6	147	10 611	83,9	226	34 208
II kvartal/quarter	105,2	223	17 827	78,3	208	31 940
III kvartal/ quarter	154,7	308	26 225	126,4	365	51 546
IV kvartal/ quarter	77,5	175	13 140	111,5	315	45 470
<b>2024</b>						
I kvartal/ quarter	66,8	157	11 319	111,8	324	45 592
II kvartal/quarter						
III kvartal/ quarter						
IV kvartal/ quarter						

## DRUMSKI SAOBRAĆAJ - PUTNIČKI / ROAD TRANSPORT – PASSENGERS

Ø 2023 = 100



Ø 2023 = 100

	DRUMSKI SAOBRAĆAJ / ROAD TRANSPORT							
	PUTNIČKI / PASSENGERS				ROBNI / GOODS			
	indeks Index	putnici u 000 Passengers, thous.	putnički km u 000 Passenger kilometres in thous.	autobuski km u 000 Buskilometres in thous	indeks Index	roba u 000 tona Goods in thousands tonnes	tonski km u 000 Tonne- kilometres in thous.	Pređeni km vozila sa utovarom, u hilj. Kilometres made, in thous.
2021	61,7	3 745	32 102	11 096	94,8	847	116 654	6 340
<b>2022</b>	<b>99,0</b>	<b>5 831</b>	<b>51 532</b>	<b>14 223</b>	<b>91,4</b>	<b>875</b>	<b>112 402</b>	<b>5 495*</b>
<b>2023</b>	<b>100,0</b>	<b>6 320</b>	<b>52 052</b>	<b>12 862</b>	<b>100,0</b>	<b>961</b>	<b>123 020</b>	<b>5 152</b>
<b>2023</b>								
I kvartal/ quarter	61,7	812	8 634	2 244	81,1	226	24 947	1 194
II kvartal/quarter	99,0	1 404	13 449	3 154	96,1	255	29 570	972
III kvartal/ quarter	100,0	2 384	17 750	4 203	118,5	237	36 452	1 523
IV kvartal/ quarter	61,7	1 720	12 219	3 261	104,2	243	32 051	1 463
<b>2024</b>								
I kvartal/ quarter	78,0	838	10 156	2 598	80,8	267	24 864	1 186
II kvartal/quarter								
III kvartal/ quarter								
IV kvartal/ quarter								

## PROMET NA AERODROMIMA / TRAFFIC AT AIRPORTS

Ø 2023 = 100

	PUTNIČKI / PASSENGERS		ROBNI / GOODS
	indeks Index	prevoz putnika Transport of passengers	prevoz robe u tonama Transport of goods in tonnes
2021	52,5	1 309 266	466
<b>2022</b>	76,6	1 908 552	419
<b>2023</b>	<b>100,0</b>	<b>2 493 209</b>	<b>609</b>
<b>2023</b>			
I kvartal/ quarter	48,7	303 284	138
II kvartal/quarter	106,6	664 531	135
III kvartal/ quarter	175,4	1 093 111	175
IV kvartal/ quarter	69,4	432 283	161
<b>2024</b>			
I kvartal/ quarter	51,1	318 539	135
II kvartal/quarter			
III kvartal/ quarter			
IV kvartal/ quarter			

## GRADSKI SAOBRAĆAJ / LOCAL TRANSPORT

Kvartali/ Quarters	indeks Index	prevezeno putnika u 000 Passengers in thousands
2021	60,9	978
2022	80,8	1 298
<b>2023</b>	<b>100,0</b>	<b>1 607</b>
<b>2023</b>		
I kvartal/ quarter	86,4	347
II kvartal/quarter	87,1	350
III kvartal/ quarter	93,3	375
IV kvartal/ quarter	133,2	535
<b>2024</b>		
I kvartal/ quarter	159,8	642
II kvartal/quarter		
III kvartal/ quarter		
IV kvartal/ quarter		

## POMORSKI SAOBRAĆAJ / MARINE TRANSPORT

Ø 2023 = 100

	Promet u lukama ( u tonama ) / Turnover in harbours (tonnes)			
	indeks Index	ukupno Total	izvoz Export	uvoz <sup>1)</sup> Import
2021	77,1	1 858 769	976 736	882 033
2022	121,5	2 928 899	1 828 320	1 100 579
<b>2023</b>	<b>100,0</b>	<b>2 409 839</b>	<b>1 409 839</b>	<b>999 861</b>
<b>2023</b>				
I kvartal/ quarter	90,4	544 591	316 470	228 121
II kvartal/quarter	78,0	470 004	235 159	234 845
III kvartal/ quarter	111,4	670 966	383 743	287 223
IV kvartal/ quarter	120,0	724 278	474 606	249 672
<b>2024</b>				
I kvartal/ quarter	92,0	554 462	378 477	175 985
II kvartal/quarter				
III kvartal/ quarter				
IV kvartal/ quarter				

<sup>1)</sup>Tranzit prikazan kod uvoza<sup>1)</sup>Transit presented in import

## P T T SAOBRAĆAJ / POSTAL, TELEGRAPH AND TELEPHONE (PTT) COMMUNICATIONS

	Poštanske usluge / Postal services			Telefonske usluge / Telephone services	
	pisma u 000 komada Letters in thousands pcs,	paketi u 000 komada Packages in thousands pcs,	Tiskovine i ostalo, u 000 komada Other printed papers in thousands pcs,	fiksna telefonija Fixed telephony	mobilna telefonija Mobile telephony
				minuti u 000 Minutes in thous,	minuti u 000 Minutes in thous,
2021	15 104	45	133	104 334	2 749 090
2022	15 497	47	129	71 484	2 730 005
<b>2023</b>	<b>15 590</b>	<b>36</b>	<b>78</b>	<b>56 719</b>	<b>2 631 298</b>
<b>2023</b>					
I kvartal/ quarter	4 091	9	23	14 717	606 174
II kvartal/quarter	3 958	9	18	13 997	668 594
III kvartal/ quarter	3 537	8	17	13 979	702 907
IV kvartal/ quarter	4 004	10	20	14 026	653 623
<b>2024</b>					
I kvartal/ quarter	3 314	7	20	12 979	607 802
II kvartal/quarter					
III kvartal/ quarter					
IV kvartal/ quarter					