

RELEASE 93/2025

Release date:

24 June 2025

The 2023 Census of Population, Households and Dwellings

Households and families in Montenegro

Census of Population, Households, and Dwellings in Montenegro 2023 collected data related to number and structure of households and families. Data shown in this release related to number of households and families, and average number of members of them. The structure of households and families will be the subject of upcoming releases.

This release also includes information on the basis on which the household occupies the dwelling, as this was a question collected at the household level.

In Montenegro, there are 215 227 households.

The largest number of households was registered in Podgorica, 63 892, which is 29.68% of the total number of households in Montenegro. In Niksic, there is 22 288 or 10.35% of households. Bar and Bijelo Polje follow with 16 285, and 12 363 households. Savnik is a municipality with the lowest number of households, 564 or 0.26%.

A household in Montenegro in average has 2.9 members.

In Tuzi in one household live 4.0 persons on average. It is also the municipality with the highest average number of members per household. Higher average number of members per household than the national average was registered in the municipalities: Rozaje (3.7); Zeta (3.3); Ulcinj (3.3); Plav (3.2); Gusinje (3.1); Petnjica (3.1); Bijelo Polje (3.1); and Berane (3.1). The lowest average number of members in the household is in: Herceg Novi (2.5); Budva (2.5); and Pluzine (2.6).

The total number of families in Montenegro is 170 247.

The largest number of families was recorded in Podgorica 48 870, which represents 28.7% of the total number of families in Montenegro. In Niksic live 17 659 families, which is 10.4%, then Bar with 7.6% and Bijelo Polje with 6.2%. Savnik is municipality with the lowest number of families 385. This is only 0.2% of families in Montenegro. Below 1% have also Petnjica, Andrijevica, Gusinje, Zabljak and Pluzine.

The average number of members of a family is 3.2.

The average number of members in the family by municipalities ranges from 3.6 in Tuzi, to 2.9 in Herceg Novi, and Pljevlja.

Out of the total number of households, 72.2% of households in Montenegro are owners of the dwellings in which they live (155 489), while co-owners are in 2.7% households. Households that rented dwelling in which they live are 23 218, which represents 10.8% of all households. Households living at parents, children or other relatives are 9.9% or 21 295 households.

Of the total number of households who live in Budva 32.6% renting dwelling where they live. In Gusinje 1.4% households live in rented dwelling.

Table 1. Number of households in Montenegro, and average number of household members

Municipalities	Households		Average number of household members
	Total	In %	
Montenegro	215 227	100.00	2.9
Andrijevica	1 414	0.66	2.8
Bar	16 285	7.57	2.8
Berane	8 050	3.74	3.1
Bijelo Polje	12 363	5.74	3.1
Budva	10 696	4.97	2.5
Cetinje	5 392	2.51	2.7
Danilovgrad	6 113	2.84	2.9
Gusinje	1 257	0.58	3.1
Herceg Novi	12 101	5.62	2.5
Kolasin	2 414	1.12	2.8
Kotor	7 935	3.69	2.8
Mojkovac	2 425	1.13	2.8
Niksic	22 288	10.35	2.9
Petnjica	1 586	0.74	3.1
Plav	2 795	1.30	3.2
Pljevlja	9 101	4.23	2.6
Pluzine	837	0.39	2.6
Podgorica	63 892	29.68	2.8
Rozaje	6 210	2.89	3.7
Savnik	564	0.26	2.8
Tivat	6 135	2.85	2.7
Tuzi	3 259	1.51	4.0
Ulcinj	6 190	2.88	3.3
Zabljak	1 094	0.51	2.7
Zeta	4 831	2.24	3.3

Graph 1: Average number of household members by municipalities

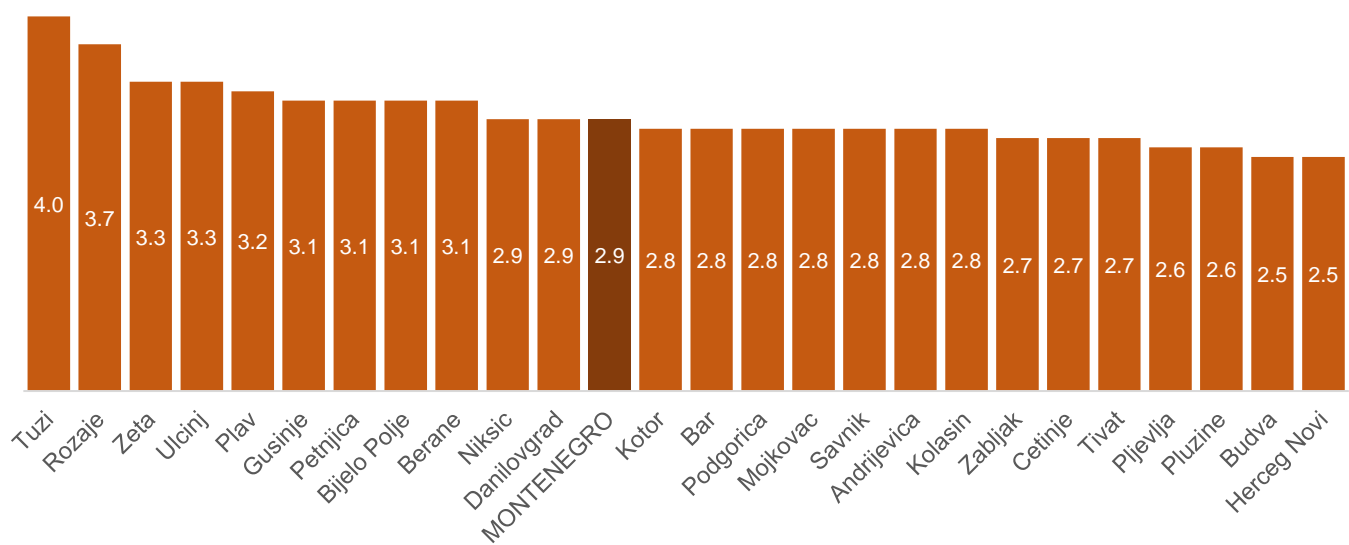
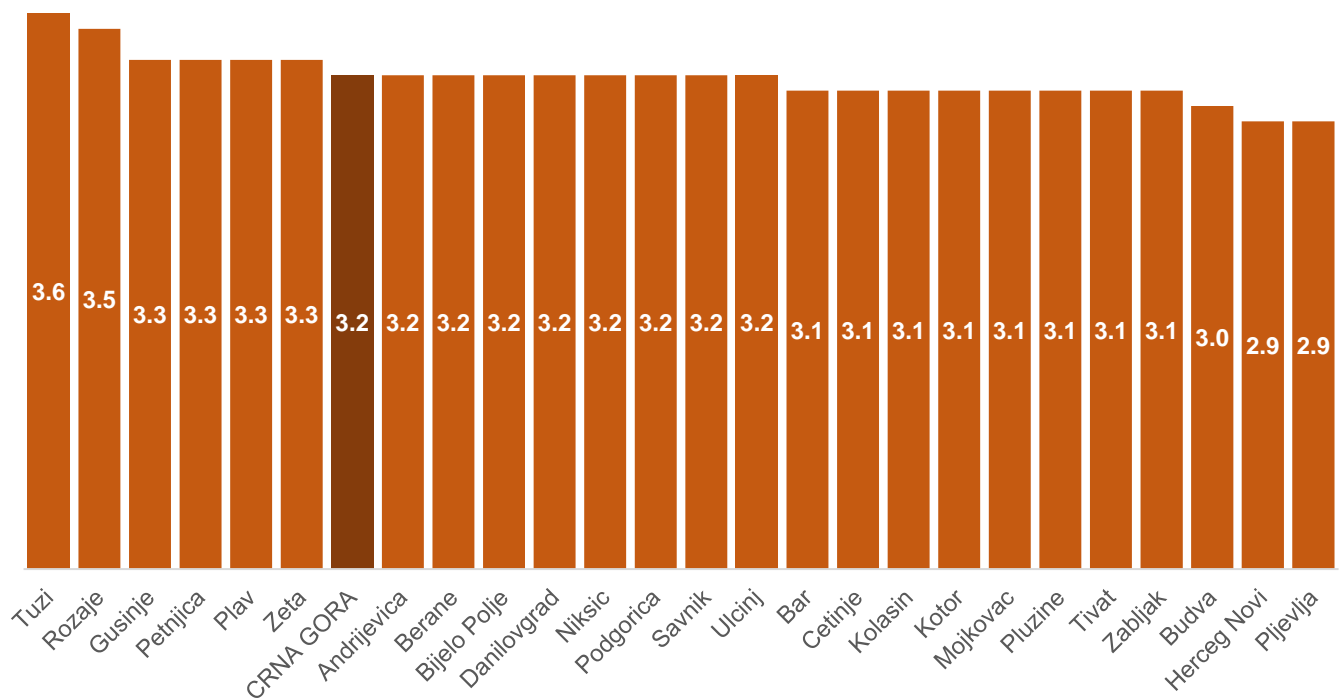


Table 2. Families in Montenegro and average number of members in family

Municipalities	Families		Average number of members in the family
	Total	In %	
Montenegro	170 247	100.00	3.2
Andrijevica	1 027	0.60	3.2
Bar	12 938	7.60	3.1
Berane	6 685	3.93	3.2
Bijelo Polje	10 540	6.19	3.2
Budva	7 634	4.48	3.0
Cetinje	3 984	2.34	3.1
Danilovgrad	4 779	2.81	3.2
Gusinje	984	0.58	3.3
Herceg Novi	8 929	5.24	2.9
Kolasin	1 797	1.06	3.1
Kotor	6 194	3.64	3.1
Mojkovac	1 852	1.09	3.1
Niksic	17 659	10.37	3.2
Petnjica	1 303	0.77	3.3
Plav	2 356	1.38	3.3
Pljevlja	6 974	4.10	2.9
Pluzine	567	0.33	3.1
Podgorica	48 870	28.71	3.2
Rozaje	5 912	3.47	3.5
Savnik	395	0.23	3.2
Tivat	4 585	2.69	3.1
Tuzi	3 307	1.94	3.6
Ulcinj	5 771	3.39	3.2
Zabljak	801	0.47	3.1
Zeta	4 404	2.59	3.3

Graph 2: Average number of members in the family by municipalities



Graph 3. Households by tenure status, in %

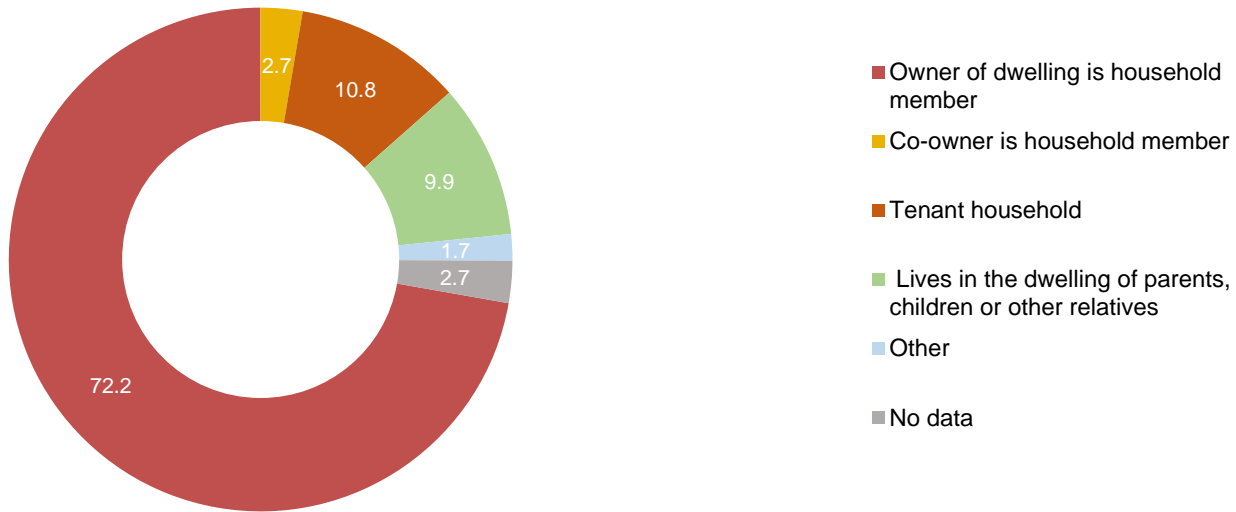
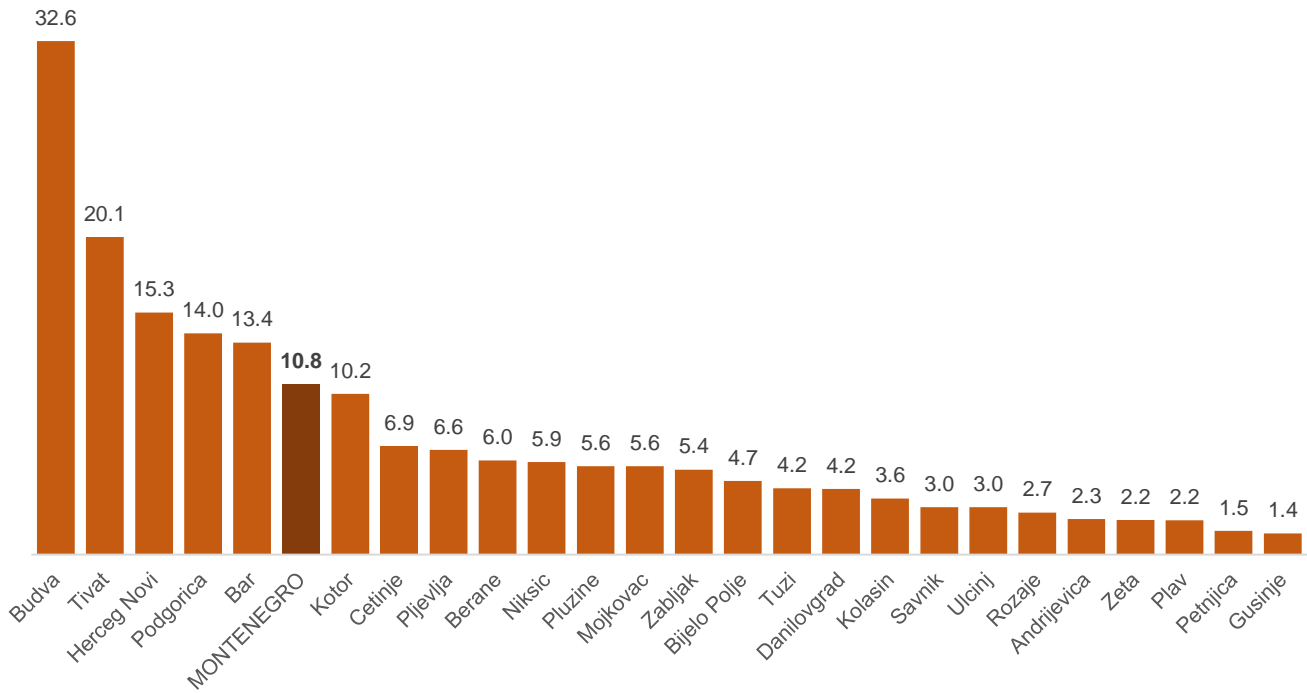


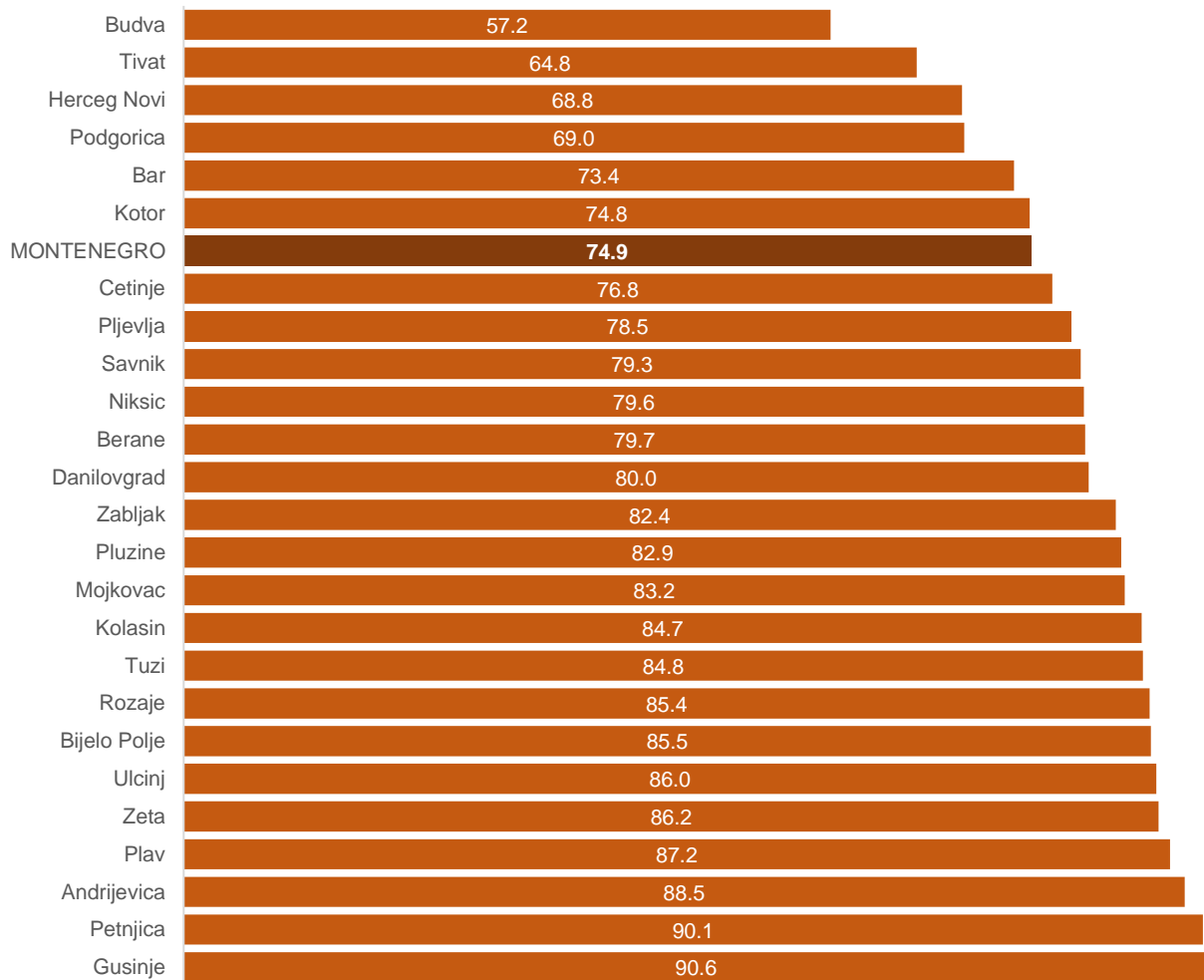
Table 3. Households by tenure status, and by municipalities

Municipalities	Households	Basis for use of dwelling by the household					
		Owner of dwelling is household member	Co-owner is household member	Tenant household	Lives in the dwelling of parents, children or other relatives	Other	No data
Montenegro	215 227	155 489	5 761	23 218	21 295	3 576	5 888
Andrijevica	1 414	1 208	44	32	91	8	31
Bar	16 285	11 578	378	2 190	1 343	222	574
Berane	8 050	6 234	185	481	708	186	256
Bijelo Polje	12 363	10 262	310	579	836	61	315
Budva	10 696	5 887	232	3 483	632	174	288
Cetinje	5 392	3 970	169	372	653	116	112
Danilovgrad	6 113	4 733	157	255	666	106	196
Gusinje	1 257	1 119	20	17	56	9	36
Herceg Novi	12 101	7 889	442	1 857	1 162	290	461
Kolasin	2 414	1 967	78	86	216	34	33
Kotor	7 935	5 654	282	809	667	219	304
Mojkovac	2 425	1 918	100	136	157	61	53
Niksic	22 288	16 960	781	1 310	2 399	420	418
Petnjica	1 586	1 415	14	24	54	6	73
Plav	2 795	2 396	42	61	141	6	149
Pljevlja	9 101	6 809	333	605	915	127	312
Pluzine	837	668	26	47	46	32	18
Podgorica	63 892	42 399	1 716	8 967	8 575	1 131	1 104
Rozaje	6 210	5 219	82	166	395	37	311
Savnik	564	430	17	17	46	17	37
Tivat	6 135	3 834	141	1 236	534	208	182
Tuzi	3 259	2 727	38	137	198	17	142
Ulcinj	6 190	5 262	62	186	313	17	350
Zabljak	1 094	842	59	59	93	14	27
Zeta	4 831	4 109	53	106	399	58	106

Graph 4. Share of households who rented dwelling in total number of households, by municipality, in %



Graph 5. Owners and co-owners live in household, by municipalities, in %



METHODOLOGICAL NOTES

The Census of Population, Households, and Dwellings was implemented in period from 3 to 30 December 2023, in line with the Methodology for Preparation, Organization, and Implementation of Census. The 2023 Census Methodology is in line with the international standards which determine common rules for collecting the data on population, out of which the most important are:

- UNECE Conference of European Statisticians Recommendations for the 2020 Censuses of Population and Housing;
- Regulation No 763/2008 of the European Parliament and of the Council of 9 July 2008 on population and housing censuses, as well as other implementation regulations with the respect of the European Statistics Code of Practice.

The census was implemented according to the situation as on 31 October 2023, at midnight, which is considered to be a reference moment of the census. The census was done in the traditional manner, by the interview method, using paper questionnaires, 'door-to-door' approach.

The release of the census results is defined by Article 30 of the Law on Census.

Population include persons with their usual place of residence in Montenegro.

Usual place of residence means a place where a person usually spends the day, regardless of temporary absence due to recreation, vacation, visiting friends or relatives, business absence, as well as absence due to treatment or religious pilgrimage, and a place where the person stays uninterruptedly, at least one year before the Census reference moment or who has arrived at the usual place of residence in the course of 12 months prior the census reference moment with the intention of staying there for at least one year.

Definition of household

Household is considered to be any family or other community of individuals who live together in the same housing unit, regardless of whether all members are permanently present in the place where the household is located or whether some of them reside in another location or country due to work, education, or other reasons.

A **household** also includes any person who lives alone in the place of enumeration (single-person household) and does not have a household in another location or country.

A household may consist of one or more families, and it may also include members who do not belong to any family within the enumerated household. There are also households that do not include any families (such as single-person households, households made up of siblings, grandparents and grandchildren, etc., or unrelated persons who pool their income to meet basic living needs).

Basis for use of dwelling by household

In response to this question, the household could choose one of the following options:

1. A member of the household is the owner of the dwelling
2. A member of the household is a co-owner of the dwelling
3. Tenant household
4. Living in a dwelling owned by parents, children, or other relatives
5. Other

Definition of family

The basic family, in its narrowest sense, is defined as a community of two or more individuals who live in the same household and who are either spouses, cohabiting partners, same-sex partners, or parents and their children. Accordingly, a family consists of:

- Married/cohabiting couple or partners without children;
- Married/cohabiting couple or partners with children who are not married;
- One parent with children who are not married.

Common term 'Municipality' is used in this release for 25 local self-government units, for the capital Podgorica, royal capital Cetinje, and the remained 23 local self-government units with the status of municipality.

When using the data, state: "Data source: Statistical Office of Montenegro – MONSTAT"

More data, as well as methodological notes can be found under section: [The 2023 Population Census](#)