

RELEASE 102/2025

Release date:

1 July 2025

The 2023 Census of Population, Households and Dwellings

Structure of households in Montenegro

Census of Population, Households, and Dwellings in Montenegro 2023 collected data related to the structure of households, presented in this release. Structure of households related to number of household's members and number of families in household.

There are 215,227 households in Montenegro. Most households, 99,622 or 46.29%, have three to five members.

There are 50,126 households consisting of only one member (single-person households), which is 23.29% of the total number of households. Only 6.05% of households in Montenegro have six or more members.

At the level of Montenegro, as in all Montenegrin municipalities the majority of households have three to five members, except in Šavnik where single-member households predominate. The share of households with three to five members is the lowest in the municipality of Savnik at 32.09%, and the highest in the municipality of Zeta at 54.05%.

Looking at the structure of households by number of members by municipality, the highest share of single-person households in the total number of households was recorded in Savnik at 33.33%, and the lowest in Tuzi at 11.60%.

In Montenegro, the highest number of households consists of one family, 69.18%.

Only 4.81% of households are composed of two or more families, while 26.01% of households are non-family households. It is important to note that out of 55,980 non-family households, 89.54% are single-person households, while the rest are multi-person non-family households.

Of the total number of households in Savnik, 53.55% are single-family households, while in Zeta this percentage is much higher, 72.76%. The lowest number of households with two or more families were recorded in Budva, 2.04%, and the highest number, 13.90%, in Tuzi.

Graph 1. Household structure by number of members, in %

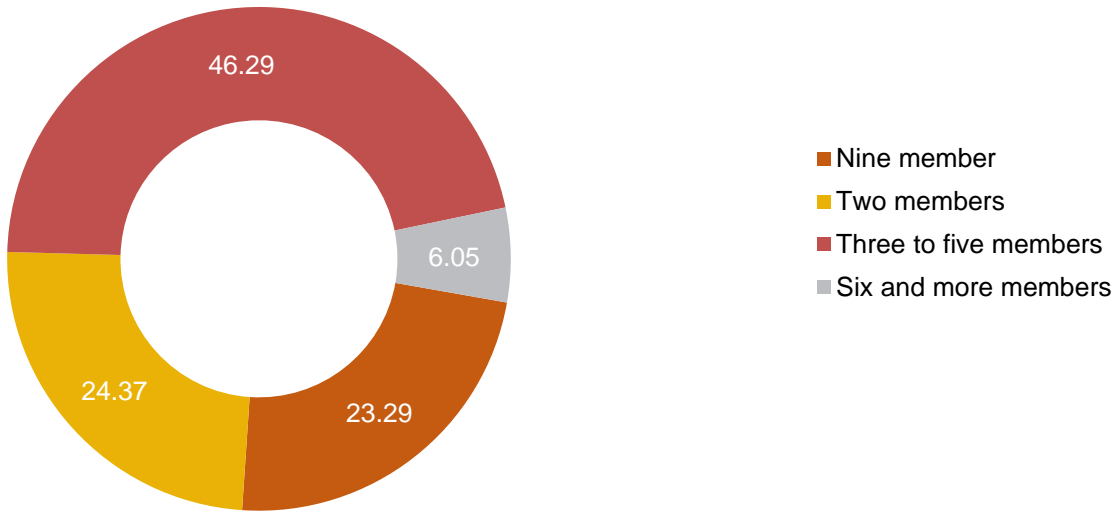
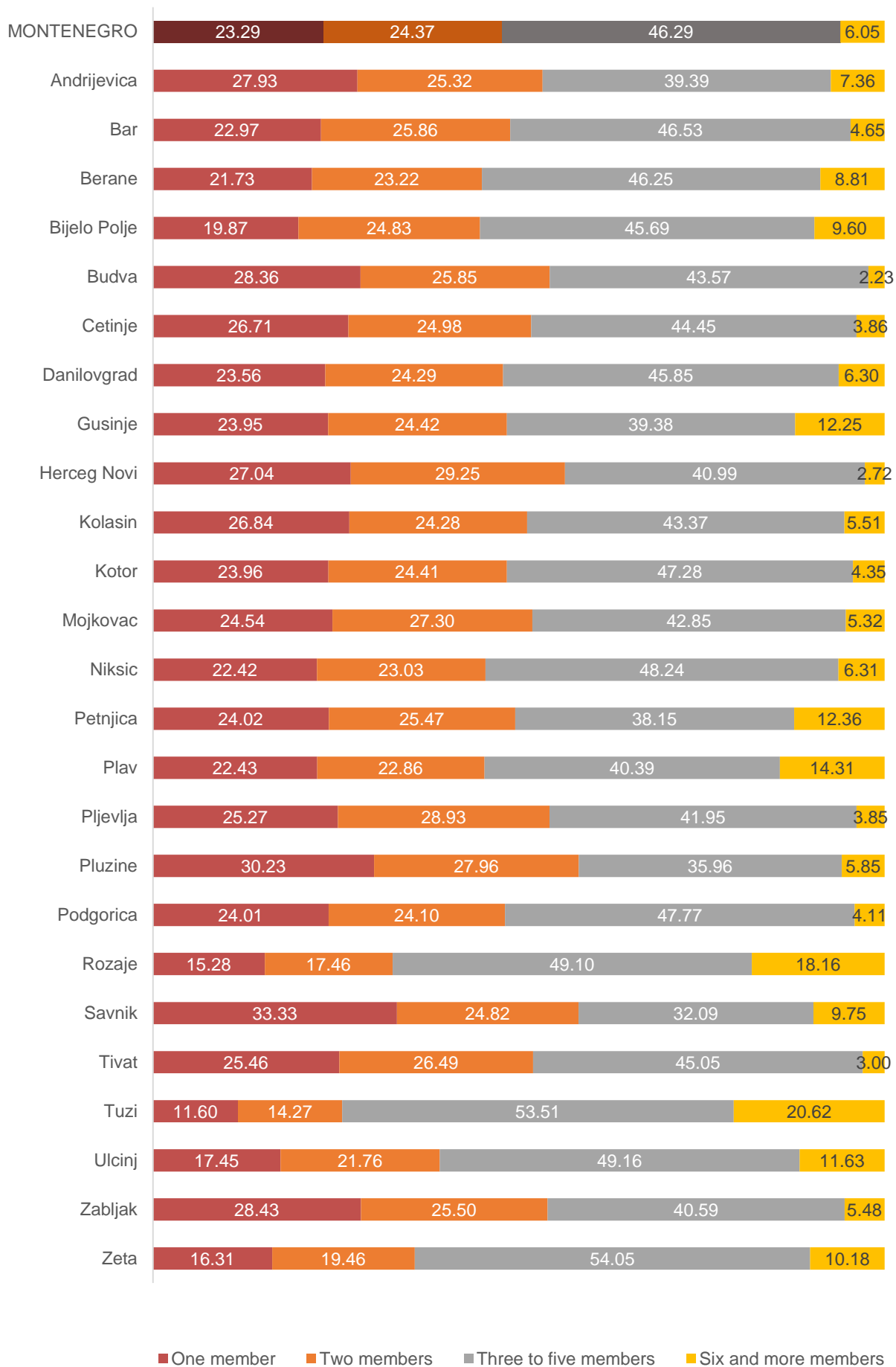


Table 1. Number of households by number of members

Municipality	Total number of households	Number of households with:			
		One member	Two members	Three to five members	Six or more members
Montenegro	215227	50 126	520 460	99 622	13 019
Andrijevisa	1 414	395	358	557	104
Bar	16 285	3 740	4 211	7 577	757
Berane	8 050	1 749	1 869	3 723	709
Bijelo Polje	12 363	2 457	3 070	5 649	1 187
Budva	10 696	3 033	2 765	4 660	238
Cetinje	5 392	1 440	1 347	2 397	208
Danilovgrad	6 113	1 440	1 485	2 803	385
Gusinje	1 257	301	307	495	154
Herceg Novi	12 101	3 272	3 540	4 960	329
Kolasin	2 414	648	586	1 047	133
Kotor	7 935	1 901	1 937	3 752	345
Mojkovac	2 425	595	662	1 039	129
Niksic	22 288	4 997	5 133	10 751	1 407
Petnjica	1 586	381	404	605	196
Plav	2 795	627	639	1 129	400
Pljevlja	9 101	2 300	2 633	3 818	350
Pluzine	837	253	234	301	49
Podgorica	63 892	15 341	15 400	30 523	2 628
Rozaje	6 210	949	1 084	3 049	1 128
Savnik	564	188	140	181	55
Tivat	6 135	1 562	1 625	2 764	184
Tuzi	3 259	378	465	1 744	672
Ulcinj	6 190	1 080	1 347	3 043	720
Zabljak	1 094	311	279	444	60
Zeta	4 831	788	940	2 611	492

Graph 2. Household structure by number of members by municipality, in %



Graph 3. Household structure by number of families, in %

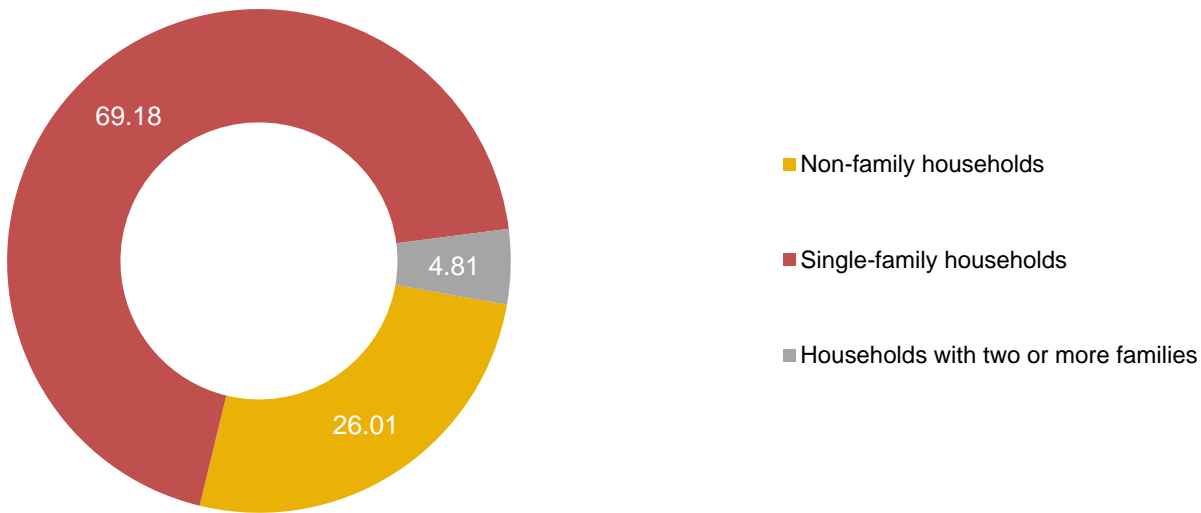
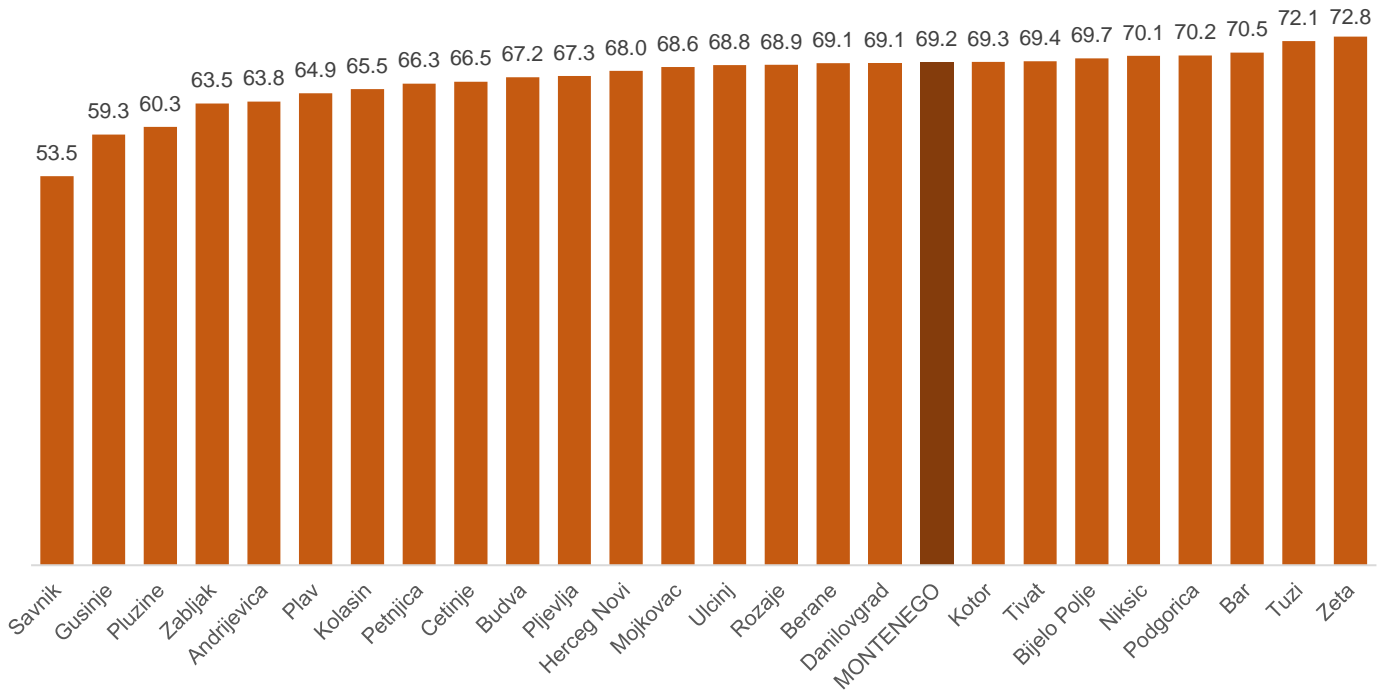


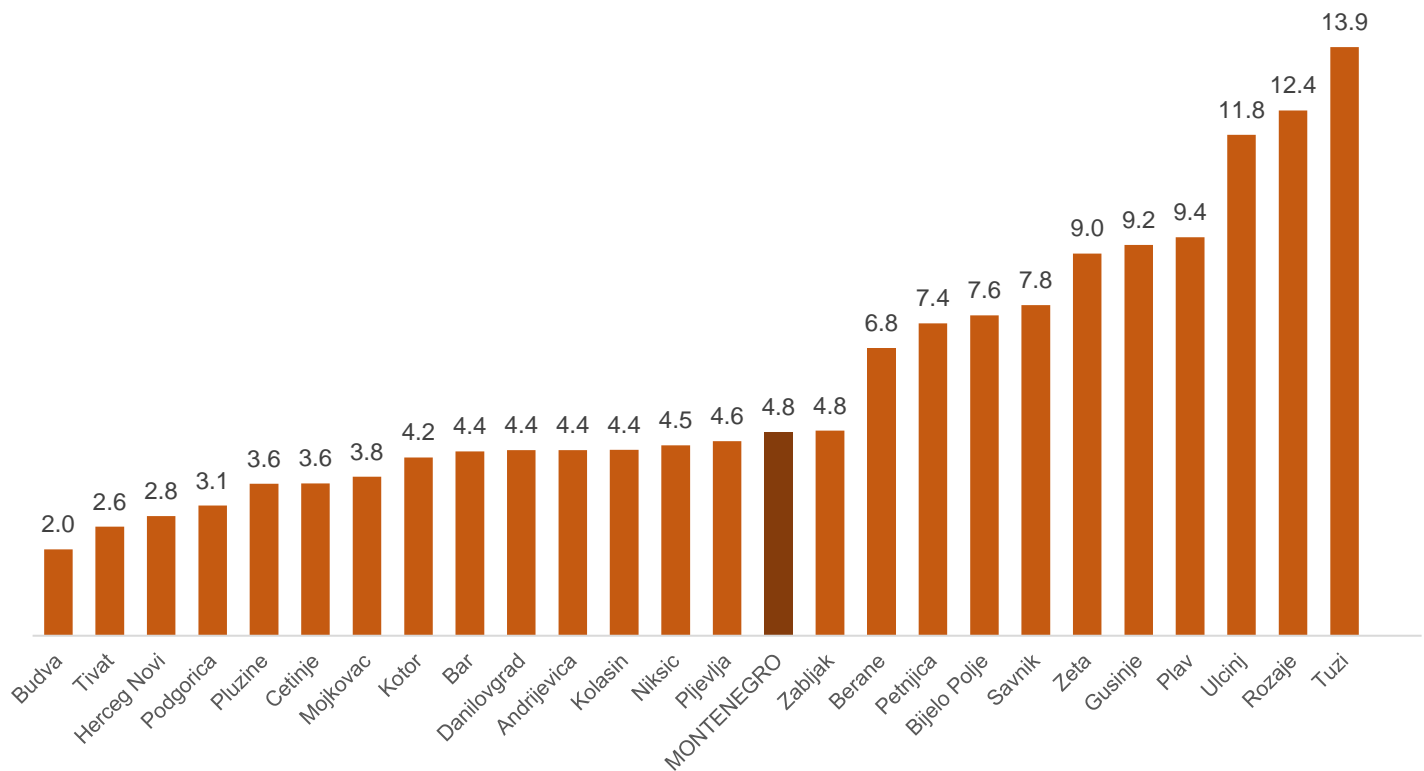
Table 2. Households by number of families by municipality

Municipality	Households	Non-family households			Single-family households	Households with two or more families
		Total	Single households	Multi-member non-family households		
Montenegro	215 227	55 980	50 126	5 854	148 885	10 362
Andrijevica	1 414	450	395	55	902	62
Bar	16 285	4 091	3 740	351	11 485	709
Berane	8 050	1 941	1 749	192	5 563	546
Bijelo Polje	12 363	2 806	2 457	349	8 622	935
Budva	10 696	3 295	3 033	262	7 183	218
Cetinje	5 392	1 610	1 440	170	3 588	194
Danilovgrad	6 113	1 619	1 440	179	4 226	268
Gusinje	1 257	396	301	95	745	116
Herceg Novi	12 101	3 527	3 272	255	8 232	342
Kolasin	2 414	726	648	78	1 582	106
Kotor	7 935	2 104	1 901	203	5 497	334
Mojkovac	2 425	671	595	76	1 663	91
Niksic	22 288	5 665	4 997	668	15 621	1 002
Petnjica	1 586	418	381	37	1 051	117
Plav	2 795	717	627	90	1 815	263
Pljevlja	9 101	2 555	2 300	255	6 128	418
Pluzine	837	302	253	49	505	30
Podgorica	63 892	17 104	15 341	1 763	44 823	1 965
Rozaje	6 210	1 164	949	215	4 276	770
Savnik	564	218	188	30	302	44
Tivat	6 135	1 722	1 562	160	4 255	158
Tuzi	3 259	455	378	77	2 351	453
Ulcinj	6 190	1 198	1 080	118	4 260	732
Zabljak	1 094	346	311	35	695	53
Zeta	4 831	880	788	92	3 515	436

Graph 4. Share of single-family households by municipality, in %



Graph 5. Share of households with two or more families by municipality, in %



METHODOLOGICAL NOTES

The Census of Population, Households, and Dwellings was implemented in period from 3 to 30 December 2023, in line with the Methodology for Preparation, Organization, and Implementation of Census. The 2023 Census Methodology is in line with the international standards which determine common rules for collecting the data on population. out which the most important are:

- UNECE Conference of European Statisticians Recommendations for the 2020 Censuses of Population and Housing;
- Regulation No 763/2008 of the European Parliament and of the Council of 9 July 2008 on population and housing censuses. as well as other implementation regulations with the respect of the European Statistics Code of Practise.

The census was implemented according to the situation as on 31 October 2023 at midnight, which is considered to be a reference moment of the census. The census was done in the traditional manner, by the interview method, using paper questionnaires, 'door-to-door' approach.

The release of the census results is defined by Article 30 of the Law on Census.

Population include persons with their usual place of residence in Montenegro.

Usual place of residence means a place where a person usually spends the day, regardless of temporary absence due to recreation. Vacation, visiting friends or relatives, business absence, as well as absence due to treatment or religious pilgrimage, and a place where the person stays uninterruptedly, at least one year before the Census reference moment or who has arrived at the usual place of residence in the course of 12 months prior the census reference moment with the intention of staying there for at least one year.

Definition of household

Household is considered to be any family or other community of individuals who live together in the same housing unit, regardless of whether all members are permanently present in the place where the household is located or whether some of them reside in another location or country due to work, education, or other reasons.

A **household** also includes any person who lives alone in the place of enumeration (single-person household) and does not have a household in another location or country.

A household may consist of one or more families, and it may also include members who do not belong to any family within the enumerated household. There are also households that do not include any families (such as single-person households, households made up of siblings, grandparents and grandchildren, etc., or unrelated persons who pool their income to meet basic living needs).

Definition of family

The basic family, in its narrowest sense, is defined as a community of two or more individuals who live in the same household and who are either spouses, cohabiting partners, same-sex partners, or parents and their children. Accordingly, a family consists of:

- Married/cohabiting couple or partners without children;
- Married/cohabiting couple or partners with children; who are not married;
- One parent with children who are not married.

Common term 'Municipality' is used in this release for 25 local self-government units, for the capital Podgorica, royal capital Cetinje, and the remained 23 local self-government units with the status of municipality.

When using the data, state: "Data source: Statistical Office of Montenegro – MONSTAT"

More data, as well as methodological notes can be found under section: [The 2023 Population Census](#)