

RELEASE 108/2025

Release date:

8 July 2025

---

*The 2023 Census of Population, Households and Dwellings*

**Structure of families in Montenegro**

---

Census of Population, Households, and Dwellings in Montenegro 2023 collected data related to structure of families, show in this release. Structure of families refers to the type or composition of the family and number of family's members.

There are 170 247 families in Montenegro.

There are 126 446 families or 74.27% in Montenegro, consisting of married couples with or without children (living with them). The family consisting of unmarried couples with or without children (living with them) is 7 379 or 4.33%.

The number of families consisting of married or unmarried couples with children, regardless of the child's age, is 133 825 or 78.60%. The number of families in which there is only a mother with at least one child, regardless of the child's age, is 29 344 or 17.24%, while the number of families in which there is only a father with at least one child, regardless of the child's age, is 7 078 or 4.16%.

Of the total number of families, 43.88% (74,712) are families in which a married/unmarried couple lives with at least one child under the age of 25, while the number of families in which only the father or only the mother live with at least one child under the age of 25 is 16 791, or 9.86%.

Of the total number of families in which only one parent lives with at least one child under 25 years of age, the share of families in which there is only a father is 22.81%, while the share of families in which there is only a mother with at least one child under 25 years of age is 77.19%.

According to the number of families, in all municipalities, as well as at the level of Montenegro, families with 3 to 5 members are the most represented and they make up 60.69% of the total number of families in Montenegro. The share of families with two members is 36.47%, while there are only 2.84% of families with 6 or more members in the total structure of families.

Graph 1. Families by composition, in %

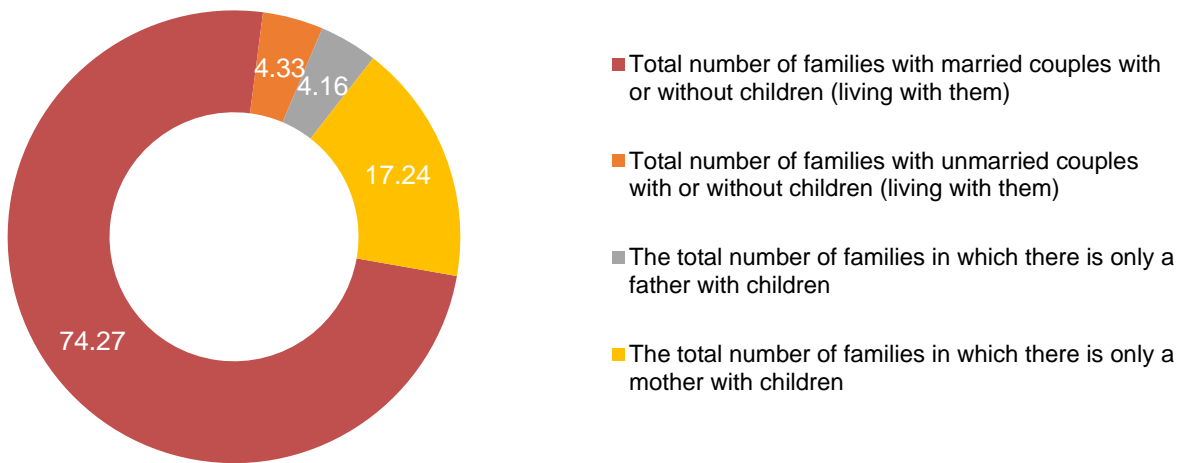


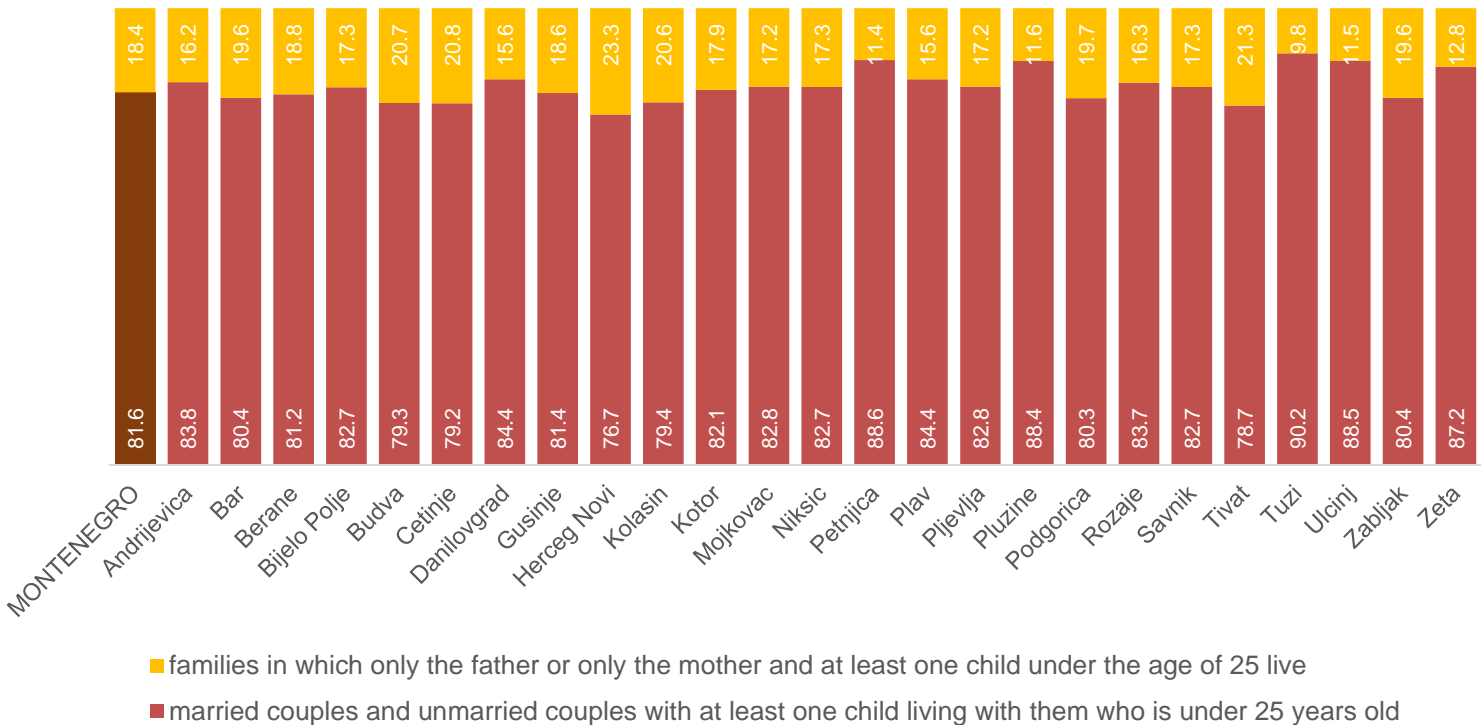
Table 1. Families by composition

Composition of family	Number of family
<b>Montenegro</b>	<b>170 247</b>
<b>Families with married couples</b>	<b>126 446</b>
Married couples with children (who live with parents)	36 027
Married couples with at least one (who live with parents) child under 25 years	70 459
Married couples with at least one (who live with parents) child over 25 years	19 960
<b>Families with unmarried couples</b>	<b>7 379</b>
Unmarried couples without children (who live with parents)	2 868
Unmarried couples with at least one child under 25 years (who live with parents)	4 253
Unmarried couples with at least one child over 25 years (who live with parents)	258
<b>Lone father families with at least one child</b>	<b>7 078</b>
Lone father families with at least one child under 25 years	3 830
Lone father families with child over 25 years	3 248
<b>Lone mother families with at least one child</b>	<b>29 344</b>
Lone mother families with at least one child under 25 years	12 961
Lone mother families with child over 25 years	16 383

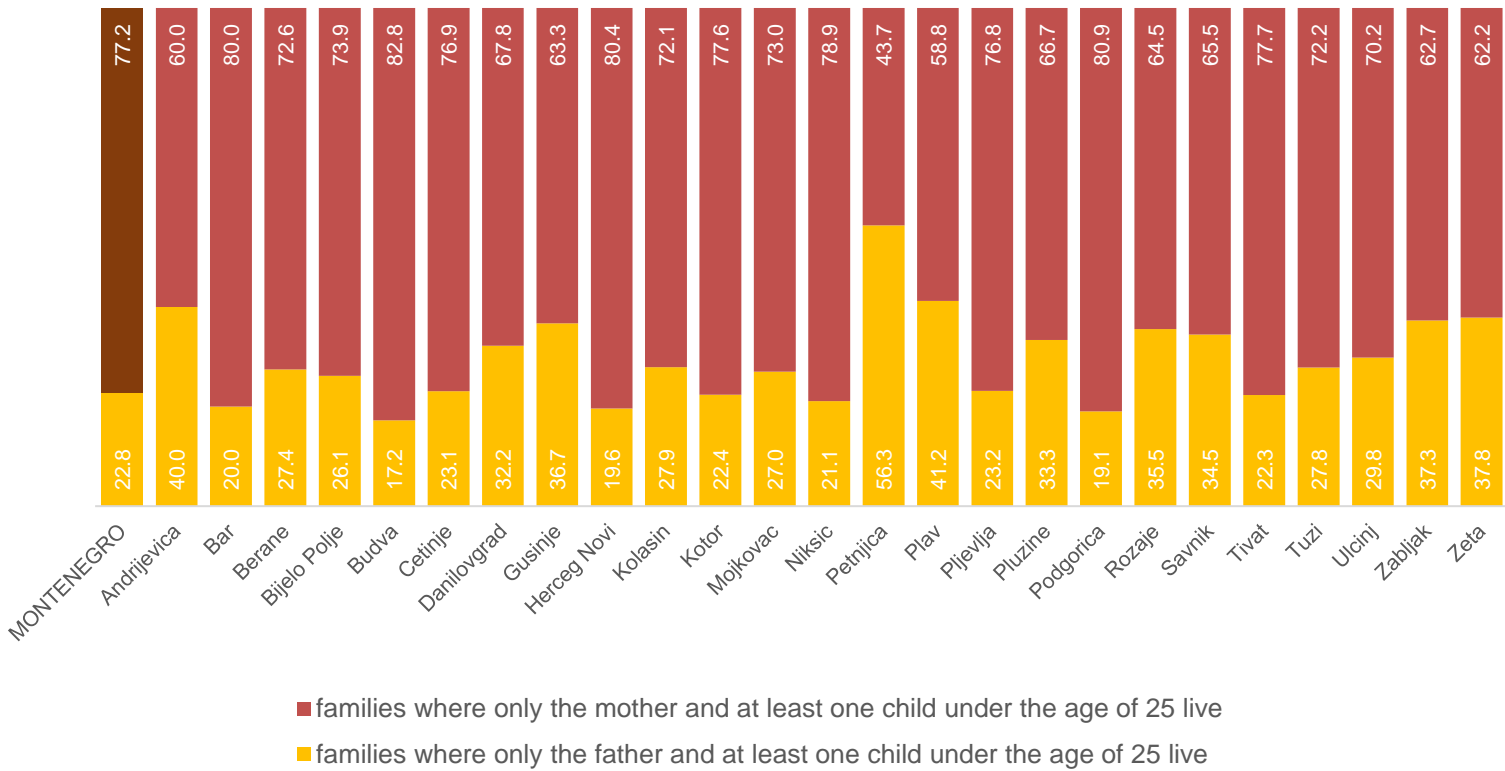
Table 2. Families by composition by municipalities

Municipality	Total number of families	Total number of families with married couples with or without children (living with them)	Total number of families with unmarried couples with or without children (living with them)	The total number of families in which there is only a father with children	The total number of families in which there is only a mother with children
<b>Montenegro</b>	<b>170 247</b>	<b>126 446</b>	<b>7 379</b>	<b>7 078</b>	<b>29 344</b>
Andrijevisa	1 027	681	97	56	193
Bar	12 938	9 809	450	503	2 176
Berane	6 685	4 724	432	328	1 201
Bijelo Polje	10 540	8 030	412	475	1 623
Budva	7 634	5 493	561	242	1 338
Cetinje	3 984	2 819	119	194	852
Danilovgrad	4 779	3 676	157	218	728
Gusinje	984	734	15	60	175
Herceg Novi	8 929	6 385	487	343	1 714
Kolasin	1 797	1 216	118	91	372
Kotor	6 194	4 480	357	279	1 078
Mojkovac	1 852	1 318	90	99	345
Niksic	17 659	13 030	486	712	3 431
Petnjica	1 303	1 095	19	67	122
Plav	2 356	1 820	70	145	321
Pljevlja	6 974	5 318	199	293	1 164
Pluzine	567	439	z	z	96
Podgorica	48 870	35 219	2 662	1 865	9 124
Rozaje	5 912	4 703	104	314	791
Savnik	395	289	z	z	65
Tivat	4 585	3 329	279	209	768
Tuzi	3 307	2 792	41	101	373
Ulcinj	5 771	4 919	68	197	587
Zabljak	801	577	25	54	145
Zeta	4 404	3 551	103	188	562

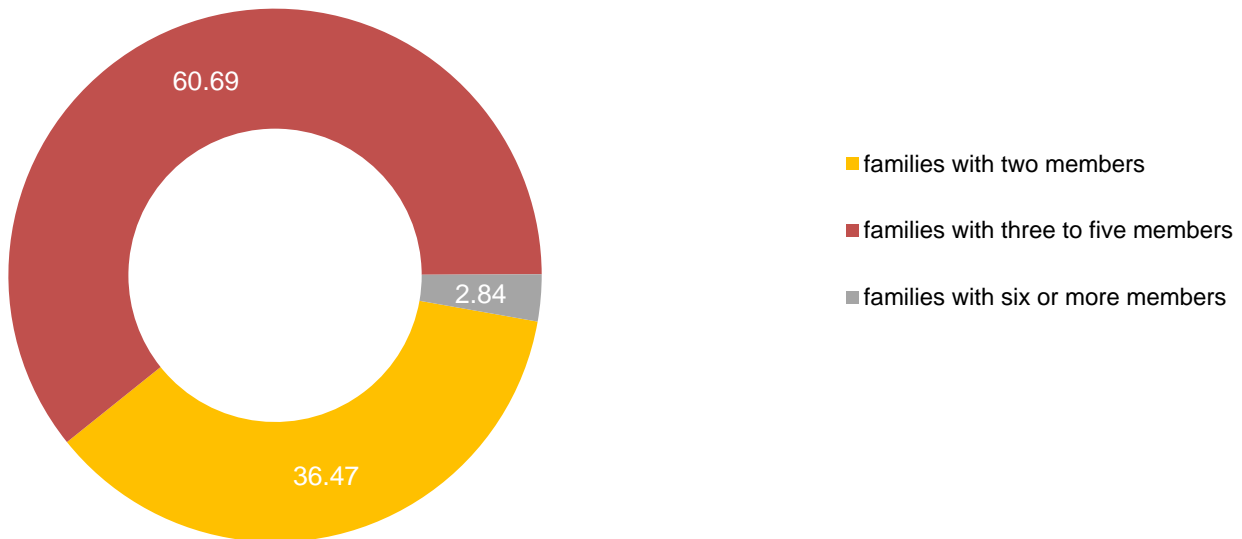
Graph 2. Families with children under 25 years old by municipality, in %



**Graph 3.** Families in which one of the parents lives with children under 25 years of age, in %



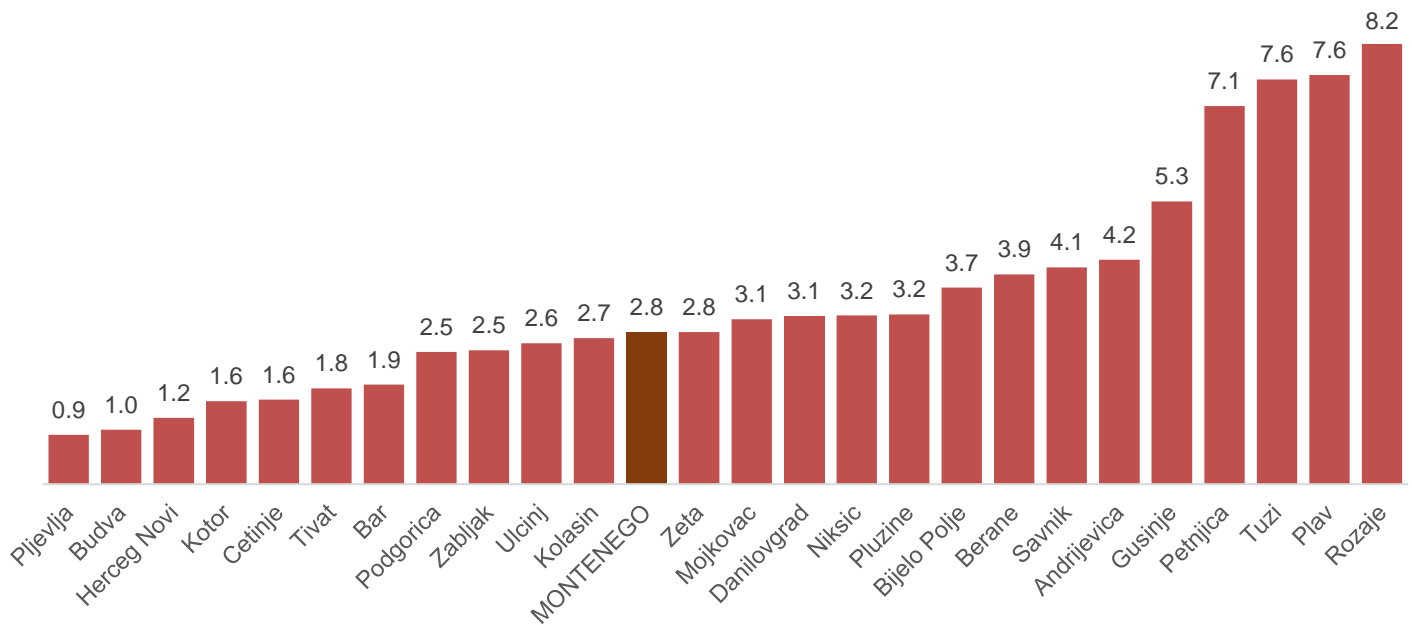
**Grafik 4.** Families by number of members, in %



**Table 3.** Families by number of members, by municipality

Municipality	Total number of family	Number of families with:		
		two members	three to five members	six or more members
<b>Montenegro</b>	<b>170 247</b>	<b>62 094</b>	<b>103 314</b>	<b>4 839</b>
Andrijevica	1 027	406	578	43
Bar	12 938	5 020	7 677	241
Berane	6 685	2 383	4 040	262
Bijelo Polje	10 540	3 940	6 213	387
Budva	7 634	2 958	4 598	78
Cetinje	3 984	1 500	2 421	63
Danilovgrad	4 779	1 695	2 934	150
Gusinje	984	389	543	52
Herceg Novi	8 929	3 959	4 859	111
Kolasin	1 797	677	1 071	49
Kotor	6 194	2 280	3 818	96
Mojkovac	1 852	732	1 063	57
Niksic	17 659	5 973	11 129	557
Petnjica	1 303	509	702	92
Plav	2 356	899	1 277	180
Pljevlja	6 974	3 099	3 811	64
Pluzine	567	223	326	18
Podgorica	48 870	16 987	30 675	1 208
Rozaje	5 912	1 772	3 654	486
Savnik	395	163	216	16
Tivat	4 585	1 789	2 714	82
Tuzi	3 307	886	2 171	250
Ulcinj	5 771	2 146	3 473	152
Zabljak	801	326	455	20
Zeta	4 404	1 383	2 896	125

**Graph 5.** Share of families with 6 or more members in the total number of families by municipality, in %



## METHODOLOGICAL NOTES

The Census of Population, Households, and Dwellings was implemented in period from 3 to 30 December 2023, in line with the Methodology for Preparation, Organization, and Implementation of Census. The 2023 Census Methodology is in line with the international standards which determine common rules for collecting the data on population, out of which the most important are:

- UNECE Conference of European Statisticians Recommendations for the 2020 Censuses of Population and Housing;
- Regulation No 763/2008 of the European Parliament and of the Council of 9 July 2008 on population and housing censuses, as well as other implementation regulations with the respect of the European Statistics Code of Practice.

The census was implemented according to the situation as on 31 October 2023 at midnight, which is considered to be a reference moment of the census. The census was done in the traditional manner, by the interview method, using paper questionnaires, 'door-to-door' approach.

The release of the census results is defined by Article 30 of the Law on Census.

**Population** include persons with their usual place of residence in Montenegro.

**Usual place of residence** means a place where a person usually spends the day, regardless of temporary absence due to recreation, vacation, visiting friends or relatives, business absence, as well as absence due to treatment or religious pilgrimage, and a place where the person stays uninterruptedly, at least one year before the Census reference moment or who has arrived at the usual place of residence in the course of 12 months prior the census reference moment with the intention of staying there for at least one year.

### Definition of family

The basic family, in its narrowest sense, is defined as a community of two or more individuals who live in the same household and who are either spouses, cohabiting partners, same-sex partners, or parents and their children. Accordingly, a family consists of:

- Married/cohabiting couple or partners without children;
- Married/cohabiting couple or partners with children who are not married;
- One parent with children who are not married.

Common term 'Municipality' is used in this release for 25 local self-government units, for the capital Podgorica, royal capital Cetinje, and the remained 23 local self-government units with the status of municipality.

Pursuant to the Law on Official Statistics and Official Statistical System, Article 54-61 (Official Gazette of Montenegro No. 018/12 of 30 March 2012, 047/19 of 12 August 2019), and internal rule of Statistical Office, the data with frequency of occurrence less than 10 are protected and they are marked with "z". Additionally, other data are marked and protected with the same symbol to prevent indirect recognition of census units (secondary protection).

When using the data, state: "Data source: Statistical Office of Montenegro – MONSTAT"

Symbols:

"-" No occurrence

"z" Protected data

*More data, as well as methodological notes can be found under section: [The 2023 Population Census](#)*