

RELEASE 109-2/2024

Date of publishing: 30 September 2024

Arrivals and overnight stays in collective accommodation

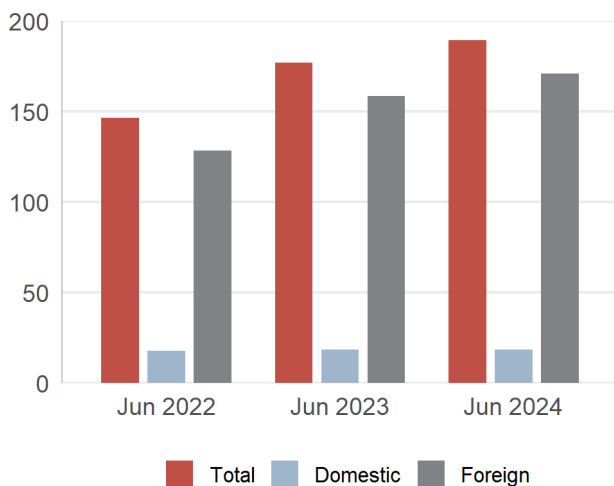
June 2024

In Montenegro in June 2024, in collective accommodation¹ (hotels, vacation facilities, boarding houses, motels, tourist resorts, hostels etc.), tourists realised 189 382 arrivals and 733 584 overnight stays.

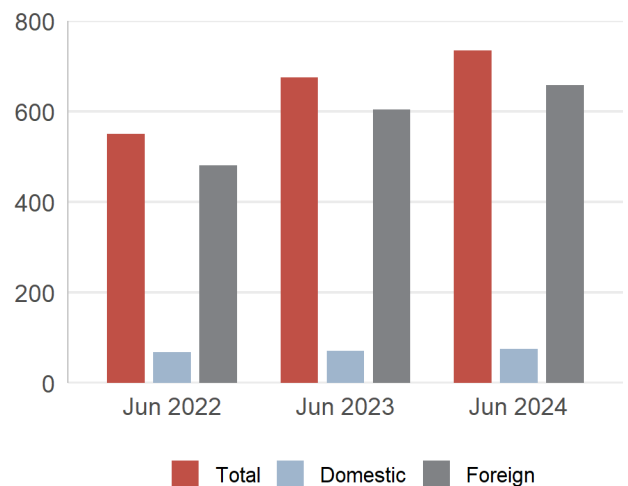
Overnight stays of foreign tourists represent 89.7% while the domestic tourists represent 10.3% of all overnight stays in collective accommodation.

Concerning the structure of overnight stays by types of resorts in June 2024 the most of them were recorded in seaside resorts (91.7%), capital (4.8%), mountain resorts (1.9%) and other resorts (1.5%).

Graph 1. Tourists arrivals, in thous.



Graph 2. Tourists overnights, in thous.



¹ Collective accommodation establishments include hotels, camping sites, tourist resorts, vacation facilities, boarding houses, motels, etc. Collective accommodation establishments do not include individual, so-called "private accommodation" (rented accommodation in houses, rooms and apartments).

Note: The data of the individual, so-called "private accommodation" (rented accommodation in houses, rooms and apartments) will be processed and published annually since 2018, according to the Annual Plan of Official Statistics.

Table 1. Tourists arrivals and overnight stays in collective accommodation by municipalities², June 2024

	Arrivals				Overnight stays			
	foreign	domestic	total	structure	foreign	domestic	total	structure
	(1)	(2)	(3)=(1)+(2)	(3) u %	(1)	(2)	(3)=(1)+(2)	(3) u %
Total	170 956	18 426	189 382	100.0	657 869	75 715	733 584	100.0
Andrijevica	-	-	-	-	-	-	-	-
Bar	14 076	2 585	16 661	8.8	67 091	9 511	76 602	10.4
Berane	478	277	755	0.4	591	432	1 023	0.1
Bijelo Polje	299	190	489	0.3	403	323	726	0.1
Budva	70 235	5 816	76 051	40.2	316 224	23 181	339 405	46.3
Cetinje	603	548	1 151	0.6	1 058	1 826	2 884	0.4
Danilovgrad	171	4	175	0.1	291	4	295	0.0
Gusinje	-	-	-	-	-	-	-	-
Herceg Novi	20 375	2 538	22 913	12.1	94 388	20 266	114 654	15.6
Kolasin	3 059	464	3 523	1.9	5 555	831	6 386	0.9
Kotor	14 636	763	15 399	8.1	42 213	2 452	44 665	6.1
Mojkovac	243	78	321	0.2	381	171	552	0.1
Niksic	1 203	363	1 566	0.8	2 094	629	2 723	0.4
Petnjica	-	-	-	-	-	-	-	-
Plav	-	-	-	-	-	-	-	-
Pljevlja	905	223	1 128	0.6	1 310	508	1 818	0.2
Pluzine	-	-	-	-	-	-	-	-
Podgorica	18 506	1 219	19 725	10.4	32 042	3 472	35 514	4.8
Rozaje	194	21	215	0.1	441	25	466	0.1
Savnik	-	-	-	-	-	-	-	-
Tivat	9 697	688	10 385	5.5	30 148	1 814	31 962	4.4
Tuzi	-	-	-	-	-	-	-	-
Ulcinj	11 280	2 065	13 345	7.0	56 493	8 801	65 294	8.9
Zabljak	2 751	369	3 120	1.6	4 603	988	5 591	0.8
Zeta	-	-	-	-	-	-	-	-

Table 2. Tourists arrivals and overnight stays in collective accommodation by type of place³, June 2024

	Arrivals				Overnight stays			
	foreign	domestic	total	structure	foreign	domestic	total	structure
	(1)	(2)	(3)=(1)+(2)	(3) u %	(1)	(2)	(3)=(1)+(2)	(3) u %
Total	170 956	18 426	189 382	100.0	657 869	75 715	733 584	100.0
Capital	18 506	1 219	19 725	10.4	32 042	3 472	35 514	4.8
Seaside resorts	140 299	14 455	154 754	81.7	606 557	66 025	672 582	91.7
Mountain resorts	7 072	1 047	8 119	4.3	11 915	2 299	14 214	1.9
Other resorts	5 079	1 705	6 784	3.6	7 355	3 919	11 274	1.5

² Due to the small number of reporting units, data for the municipalities of Andrijevica, Gusinje, Petnjica, Plav, Pluzine, Savnik, Tuzi and Zeta were not presented due to the indirect recognition of reporting units. Data confidentiality is defined in Article 54 of the Law on Official Statistics and the Official Statistical System ("Official Gazette of Montenegro", No. 018/12 of 30.03.2012, 047/19 of 12.08.2019). The data for these municipalities shall not be published until the obtaining written approvals of the reporting units as defined in Article 61 of the Law.

³ **Capital city:** Podgorica.

Seaside resorts: Bar, Budva, Kotor, Tivat, Ulcinj i Herceg Novi.

Mountain resorts: Andrijevica, Gusinje, Kolasin, Plav, Pluzine, Rozaje, Savnik i Zabljak.

Other resorts: Berane, Bijelo Polje, Cetinje, Mojkovac, Nikšić, Petnjica, Pljevlja, Danilovgrad, Tuzi and Zeta.

Table 3. Arrivals and overnight stays of foreign tourists by country of residence in collective accommodation, June 2024

Country	Arrivals	Structure, in %	Overnight stays	Structure, in %
Foreign tourists	170 956	100.0	657 869	100.0
Europe	136 193	79.7	573 215	87.1
Albania	2 475	1.4	4 934	0.8
Austria	3 026	1.8	9 887	1.5
Belgium	1 819	1.1	6 118	0.9
Belarus	252	0.1	1 331	0.2
Bosnia and Herzegovina	10 152	5.9	43 589	6.6
Bulgaria	656	0.4	1 463	0.2
Czech Republic	2 873	1.7	15 097	2.3
Denmark	284	0.2	725	0.1
Estonia	1 242	0.7	7 187	1.1
Finland	757	0.4	3 001	0.5
France	8 278	4.8	40 411	6.1
Greece	845	0.5	1 579	0.2
Netherlands	1 795	1.0	5 081	0.8
Croatia	2 975	1.7	7 684	1.2
Ireland	735	0.4	3 024	0.5
Iceland	47	0.0	127	0.0
Italy	2 100	1.2	4 392	0.7
Cyprus	113	0.1	339	0.1
Kosovo	5 142	3.0	17 590	2.7
Latvia	824	0.5	3 597	0.5
Lithuania	2 434	1.4	14 727	2.2
Luxembourg	137	0.1	589	0.1
Hungary	2 421	1.4	8 503	1.3
Malta	15	0.0	39	0.0
North Macedonia	1 392	0.8	4 366	0.7
Norway	666	0.4	2 498	0.4
Germany	7 978	4.7	33 842	5.1
Poland	8 384	4.9	43 389	6.6
Portugal	561	0.3	1 181	0.2
Romania	1 389	0.8	4 465	0.7
Russian Federation	4 573	2.7	19 084	2.9
Slovakia	974	0.6	3 694	0.6
Slovenia	1 703	1.0	5 342	0.8
Serbia	26 921	15.7	134 880	20.5
Spain	1 039	0.6	2 182	0.3
Switzerland (including Liechtenstein)	1 352	0.8	3 951	0.6
Sweden	1 426	0.8	4 761	0.7
Turkey	10 248	6.0	27 197	4.1
Ukraine	4 720	2.8	24 787	3.8
United Kingdom	10 767	6.3	53 521	8.1
Other European countries	703	0.4	3 061	0.5
Non-European countries	34 763	20.3	84 654	12.9
South Africa	163	0.1	370	0.1
Other African countries	743	0.4	2 403	0.4
Canada	913	0.5	2 074	0.3
USA	6 068	3.5	16 267	2.5
Other Northern American countries	304	0.2	620	0.1
Argentina	115	0.1	237	0.0
Brasil	550	0.3	1 254	0.2
Chile	84	0.0	173	0.0
Other Central or South American countries	514	0.3	929	0.1
China (including Hong Kong)	7 154	4.2	8 776	1.3
Japan	282	0.2	518	0.1
Republic of Korea	293	0.2	497	0.1
Israel	10 222	6.0	27 638	4.2
India	743	0.4	1 700	0.3
Azerbaijan	1 104	0.6	4 765	0.7
United Arab Emirates	388	0.2	1 244	0.2
Other Asian countries	3 478	2.0	11 298	1.7
Australia	1 201	0.7	3 073	0.5
New Zealand	225	0.1	486	0.1
Oceania and other territories	219	0.1	332	0.1

METHODOLOGICAL NOTES

Data on tourist traffic in collective accommodation (number of arrivals and overnight stays) have been collected by regular Monthly report on tourists arrivals and overnight stays in the collective accommodation establishments (form TU-11). Reports are made according to guest books which are led by reception of collective accommodation establishments (all types of hotels, vacation facilities, boarding houses, motels, tourist resorts, hostels, etc.). Collective accommodation establishments do not include individual, so-called "private accommodation" (rented accommodation in houses, rooms and apartments).

Tourist is a person who spends at least one night in an accommodation facility or some other object for accommodation of tourist, in a place other than his/her place of permanent residence for the reasons of rest or recreation, health, studies, sports, religion, family, business, public missions or meetings. Tourists do not include migrants, border workers, diplomats, member of military forces in the regular duty, refugees, etc. Tourists are not persons who stays longer than 12 consecutive months in place visited, persons engaged in some activity funded from the place of the visit, persons who regularly, daily and weekly travel to the place for work or study, migrants, border workers, diplomatic and consular representatives, refugees, displaced persons, persons in transit who do not formally enter the country, permanent residents who travel to another place with the intention to reside there permanently, people who are temporarily working in Montenegro and receive a salary for their work.

Domestic tourist is a person with permanent residence in Montenegro who temporarily resides in any place of Montenegro, and spends at least one night in accommodation facility.

Foreign tourist is a person with permanent residence outside Montenegro, who temporarily resides in any place in Montenegro, and spends at least one night in an accommodation facility.



The last published data are considered preliminary, and becomes final within the defined deadline, as forseen by the Statistical Release Calendar.

When using data please name the source:
„Data source: Statistical Office of Montenegro“

More information, as well as detailed methodological explanations can be found in the section: [Tourism](#)

Prepared by: Željko ŽIVKOVIĆ

Department: Business Statistics, Foreign Affiliates Statistics and Structural **Business** Statistics Department
contact@monstat.org

Contact for media:
mediji@monstat.org 
@monstat_me 

MONSTAT – Statistical Office of Montenegro 