

RELEASE 23-2/2025

Release date:  
28 March 2025

## Arrivals and overnights of tourists, total

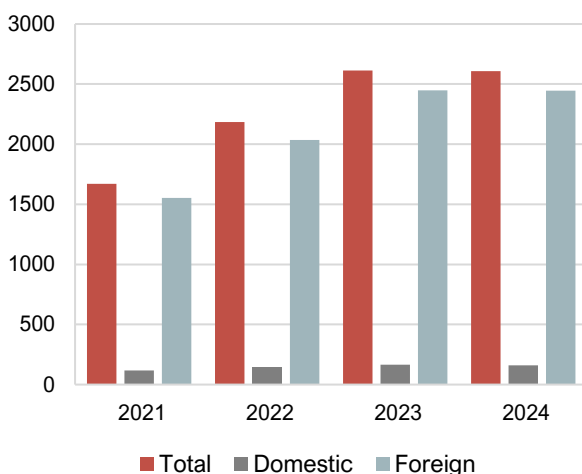
### 2024

In Montenegro, in 2024, tourists realised 2 606 854 arrivals and 15 594 299 overnights. Out of the total number of overnights, 96.1%, were realized by foreign tourists, and 3.9% of overnights were realized by domestic tourists.

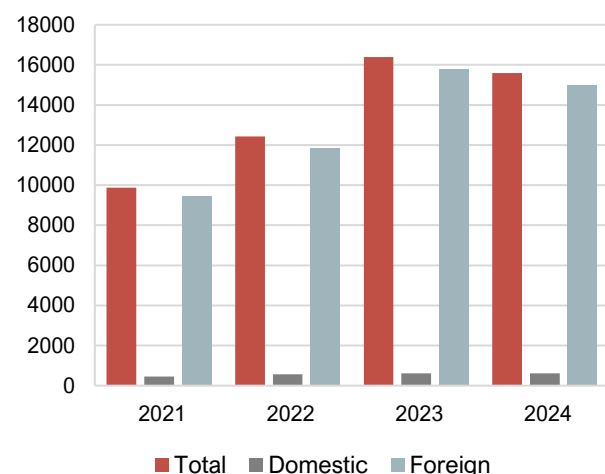
Concerning the structure of overnights of foreign tourists, in 2024, the most of them were realized by tourists from Serbia (23.5%), Russian Federation (18.3%), Bosnia and Herzegovina (8.4%), Turkey (4.9%), Germany (4.7%), Ukraine (4.3%), and United Kingdom (3.8%). Tourists from other countries were realised 32,1% overnights.

Concerning the structure of overnights by type of resort, in 2024, most of them were realised in seaside resorts (93.8%), mountain resorts (2.2%), capital (2.6%), and other tourists resorts (1.5%).

Graph 1 Tourists arrivals, in thous.



Graph 2 Tourists overnights, in thous.

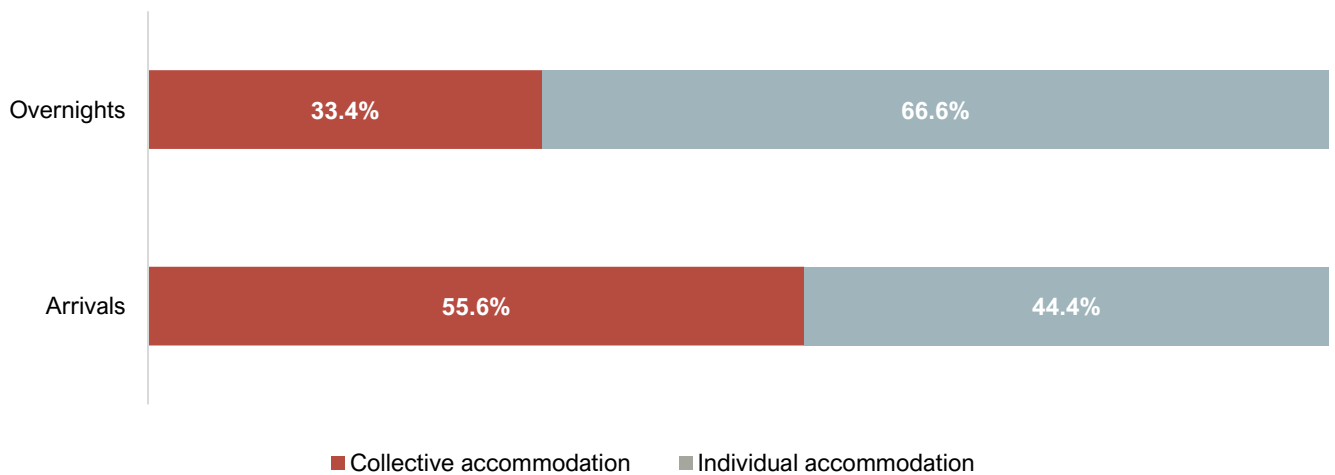


<sup>1</sup> Total tourist arrivals and overnights include tourist arrivals and overnights in collective and individual, or so-called "private accommodation". Data on tourist traffic in **collective accommodation** are published on a monthly basis, and the direct source of data are collective accommodation facilities (all types of hotels, resorts, pensions, motels, tourist resorts, hostels, etc.).

Data on tourist traffic in **individual, so-called "private accommodation"** is published annually, and the primary sources of information are data from Local Tourism Organizations in accordance with the Law on Tourist Organizations (Official Gazette of the Republic of Montenegro No 011/04 of 20.02.2004, 046/07 of 31.07. 2007, Official Gazette of Montenegro No 073/10 of 10 December 2010, 040/11 of 08/08/2011, 045/14 of 24 October 2014, 042/17 of 30 June 2017, 027/19 of 17 May 2019). Non-registered tourists are not the subject of survey.

**Table 1** Tourists arrivals and overnights by type of accommodation establishment, total 2024

	Arrivals			Overnights		
	Foreign	Domestic	Total	Foreign	Domestic	Total
	(1)	(2)	(3)=(1)+(2)	(1)	(2)	(3)=(1)+(2)
<b>Total</b>	<b>2 446 563</b>	<b>160 291</b>	<b>2 606 854</b>	<b>14 987 478</b>	<b>606 821</b>	<b>15 594 299</b>
<b>Collective accommodation</b>	<b>1 297 931</b>	<b>152 064</b>	<b>1 449 995</b>	<b>4 634 197</b>	<b>566 697</b>	<b>5 200 894</b>
Hotel	923 484	106 556	1 030 040	3 444 288	313 838	3 758 126
Garni hotel	60 830	3 322	64 152	154 080	5 894	159 974
Small hotel	159 740	15 495	175 235	397 599	39 135	436 734
Boutique hotel	52 816	2 468	55 284	136 568	4 496	141 064
All-suite hotel	9 496	815	10 311	39 889	2 313	42 202
Tourists resort	56 489	6 051	62 540	277 236	25 510	302 746
Motel	594	27	621	786	27	813
Inn and boarding house	1 505	-	1 505	9 506	-	9 506
Camp and camping site	10 455	355	10 810	44 223	1 277	45 500
Hostel	9 509	421	9 930	36 815	2 640	39 455
Ethno village	1 353	21	1 374	2 393	64	2 457
Vacation establishment and spa	11 660	16 533	28 193	90 814	171 503	262 317
<b>Individual accommodation</b>	<b>1 148 632</b>	<b>8 227</b>	<b>1 156 859</b>	<b>10 353 281</b>	<b>40 124</b>	<b>10 393 405</b>

**Graph 3** Structure of tourists arrivals and overnights in total accommodation, 2024

**Table 2** Tourists arrivals and overnights by municipalities, total 2024

	Arrivals				Overnights			
	Foreign	Domestic	Total	Structure	Foreign	Domestic	Total	Structure
	(1)	(2)	(3)=(1)+(2)	(3) In %	(1)	(2)	(3)=(1)+(2)	(3) In %
<b>Total</b>	<b>2 446 563</b>	<b>160 291</b>	<b>2 606 854</b>	<b>100.0</b>	<b>14 987 478</b>	<b>606 821</b>	<b>15 594 299</b>	<b>100.0</b>
Andrijevisa	1 484	480	1 964	0.1	4 822	1 004	5 826	0.0
Bar	232 871	13 229	246 100	9.4	2 054 719	43 221	2 097 940	13.5
Berane	3 805	3 156	6 961	0.3	5 615	4 893	10 508	0.1
Bijelo Polje	3 916	1 859	5 775	0.2	15 583	4 211	19 794	0.1
Budva	803 011	45 504	848 515	32.5	5 270 870	142 040	5 412 910	34.7
Cetinje	7 640	5 418	13 058	0.5	49 525	19 481	69 006	0.4
Danilovgrad	3 314	65	3 379	0.1	43 864	204	44 068	0.3
Gusinje	4 563	73	4 636	0.2	12 188	323	12 511	0.1
Herceg Novi	344 149	18 365	362 514	13.9	2 680 753	171 251	2 852 004	18.3
Kolasin	41 101	10 387	51 488	2.0	111 441	27 977	139 418	0.9
Kotor	270 229	6 834	277 063	10.6	1 345 353	19 432	1 364 785	8.8
Mojkovac	5 809	545	6 354	0.2	16 003	1 136	17 139	0.1
Niksic	14 499	3 491	17 990	0.7	32 081	7 207	39 288	0.3
Plav	1 221	41	1 262	0.0	11 761	528	12 289	0.1
Pljevlja	7 844	2 891	10 735	0.4	17 113	7 742	24 855	0.2
Pluzine	8 799	6	8 805	0.3	15 438	32	15 470	0.1
Podgorica	189 432	15 116	204 548	7.8	365 313	32 924	398 237	2.6
Rozaje	2 035	758	2 793	0.1	14 606	6 239	20 845	0.1
Savnik	4 652	323	4 975	0.2	12 529	890	13 419	0.1
Tivat	152 133	6 417	158 550	6.1	1 302 655	17 388	1 320 043	8.5
Tuzi	5 586	45	5 631	0.2	5 686	70	5 756	0.0
Ulcinj	297 624	20 264	317 888	12.2	1 487 451	84 902	1 572 353	10.1
Zabljak	37 393	4 821	42 214	1.6	108 043	13 509	121 552	0.8
Zeta	3 453	203	3 656	0.1	4 066	217	4 283	0.0

**Table 3** Foreign tourists arrivals and overnights by country of residence, total 2024

Country	Arrivals	Structure, in %	Overnights	Structure, in %
<b>Foreign tourists</b>	<b>2 446 563</b>	<b>100.0</b>	<b>14 987 478</b>	<b>100.0</b>
<b>Europe</b>	<b>2 128 788</b>	<b>87.0</b>	<b>13 808 809</b>	<b>92.1</b>
Albania	51 624	2.1	169 557	1.1
Austria	28 828	1.2	120 212	0.8
Belgium	21 108	0.9	76 520	0.5
Belarus	7 503	0.3	77 018	0.5
Bosnia and Herzegovina	207 392	8.5	1 260 027	8.4
Bulgaria	11 226	0.5	37 974	0.3
Czech Republic	22 829	0.9	127 704	0.9
Denmark	8 309	0.3	39 482	0.3
Estonia	9 759	0.4	60 004	0.4
Finland	10 273	0.4	47 911	0.3
France	93 778	3.8	404 628	2.7
Greece	8 085	0.3	19 641	0.1
Netherlands	24 772	1.0	95 932	0.6
Croatia	38 942	1.6	157 298	1.0
Ireland	8 431	0.3	40 435	0.3
Iceland	947	0.0	3 706	0.0
Italy	27 334	1.1	94 693	0.6
Cyprus	1 110	0.0	5 092	0.0
Kosovo	98 865	4.0	453 816	3.0
Latvia	7 815	0.3	49 342	0.3
Lithuania	17 184	0.7	100 590	0.7
Luxembourg	2 851	0.1	12 555	0.1
Hungary	32 584	1.3	158 024	1.1
Malta	676	0.0	2 398	0.0
Republic of North Macedonia	33 821	1.4	186 077	1.2
Norway	11 347	0.5	60 488	0.4
Germany	144 172	5.9	709 405	4.7
Poland	82 524	3.4	435 089	2.9
Portugal	5 901	0.2	16 563	0.1
Romania	21 456	0.9	98 196	0.7
Russian Federation	198 025	8.1	2 735 640	18.3
Slovakia	11 458	0.5	63 433	0.4
Slovenia	19 844	0.8	88 625	0.6
Serbia	449 164	18.4	3 522 077	23.5
Spain	14 553	0.6	39 953	0.3
Switzerland (including Liechtenstein)	23 451	1.0	102 599	0.7
Sweden	24 229	1.0	131 436	0.9
Turkey	164 902	6.7	740 078	4.9
Ukraine	61 848	2.5	637 322	4.3
United Kingdom	111 844	4.6	569 616	3.8
Other European countries	8 024	0.3	57 653	0.4
<b>Non-European countries</b>	<b>317 775</b>	<b>13.0</b>	<b>1 178 669</b>	<b>7.9</b>
South Africa	2 506	0.1	18 070	0.1
Other African countries	10 952	0.4	41 939	0.3
Canada	12 293	0.5	68 373	0.5
USA	53 138	2.2	232 013	1.5
Other Northern American countries	2 554	0.1	7 766	0.1
Argentina	1 367	0.1	8 555	0.1
Brazil	4 281	0.2	14 668	0.1
Chile	595	0.0	2 761	0.0
Other Central or South American countries	5 575	0.2	24 665	0.2
China (including Hong Kong)	64 716	2.6	91 031	0.6
Japan	2 779	0.1	6 484	0.0
Republic of Korea	3 889	0.2	5 952	0.0
Israel	73 513	3.0	249 109	1.7
India	7 536	0.3	22 565	0.2
Azerbaijan	13 607	0.6	132 154	0.9
United Arab Emirates	2 098	0.1	7 304	0.0
Other Asian countries	36 502	1.5	166 271	1.1
Australia	14 848	0.6	62 028	0.4
New Zealand	2 695	0.1	10 352	0.1
Oceania and other territories	2 331	0.1	6 609	0.0

## METHODOLOGICAL NOTES

Survey on total tourist arrivals and overnight stays combines tourism traffic (arrivals and overnight stays) in the collective and in the individual / private accommodation.

Data on tourist traffic in collective accommodation (number of arrivals and overnight stays) have been collected by regular Monthly report on tourists' arrivals and overnight stays in the collective accommodation establishments (form TU-11). Reports are made according to guest books which are led by receptions of collective accommodation establishments (all types of hotels, vacation facilities, boarding houses, motels, tourist resorts, hostels, etc.).

Since 2017 the methodology for calculating individual accommodation, in the process of data collection and processing, has included the following data sources: administrative databases (Local Tourism Organizations, Ministry of the Interior, Ministry of Sustainable Development and Tourism, National Tourism Organization, Secretariats of Local Self-Government) and statistical sources and records. The newly established administrative data sources are the result of new legislation, such as the register of residence registration (ie. Database RB90) under the jurisdiction of the Ministry of the Interior (regulated by the Law on Foreigners).

Non-registered tourists are not subject of this survey.

The aim of the survey on total arrivals and overnight stays is to provide basic information about the scope of traffic (arrivals and overnight stays) of domestic and foreign tourists.

The survey collects data on:

- Number of arrivals and overnight stays of domestic and foreign tourists in all accommodation establishments in Montenegro;
- Structure of arrivals and overnight stays of foreign tourists by country of residence in all accommodation establishments in Montenegro.

The survey covers all official data of catering establishments in the territory of Montenegro which provides accommodation services in houses and rooms for rent, as well as tourist apartments.

**Tourist** is a person who spends at least one night in an accommodation facility or some other object for accommodation of tourist, in a place other than his/her place of permanent residence for the reasons of rest or recreation, health, studies, sports, religion, family, business, public missions or meetings. Tourists do not include migrants, border workers, diplomats, member of military forces in the regular duty, refugees, etc.

**Domestic tourist** is a person with permanent residence in Montenegro who temporarily resides in any place of Montenegro, and spends at least one night in accommodation facility.

**Foreign tourist** is a person with permanent residence outside Montenegro, who temporarily resides in any place in Montenegro, and spends at least one night in an accommodation facility.

The data are published in line with the Statistical Release Calendar.

The last published data are considered preliminary, and become final within the defined deadline, as foreseen by the Statistical Release Calendar.

When using the data, state:

"Data source: Statistical Office of Montenegro - MONSTAT"

*More data, as well as detailed methodological notes can be found in the section: [Tourism](#)*