

RELEASE 20-2/2022

Release date:
31 March 2022

Arrivals and overnights of tourists in individual accommodation⁽¹⁾

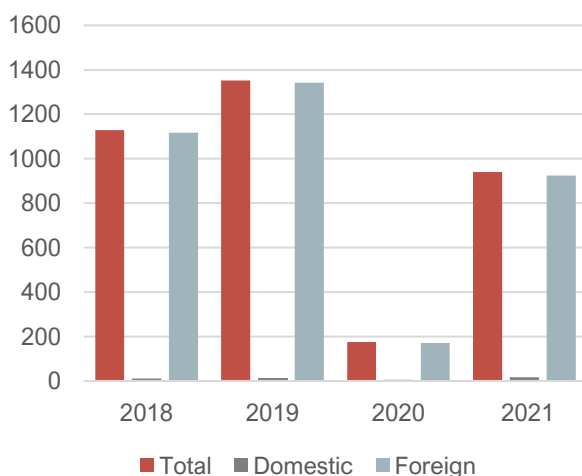
2021

In Montenegro, in individual accommodation in 2021, tourists realised 940 456 arrivals and 6 923 733 overnight stays. Of the total number of overnight stays, 99.0% were realized by foreign tourists and 1.0% by domestic tourists.

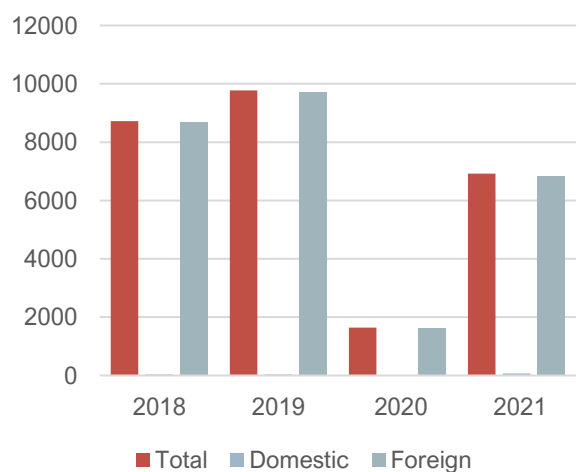
Concerning the structure of overnight stays of foreign tourists in individual accommodation in 2021, the most of them were realised by tourists from Serbia (34.2%), Russian Federation (14.6%), Bosnia and Herzegovina (14.5%), Ukraine (8.2%), Kosovo (4.8%), Germany (3.7%), Poland (2.0%) and North Macedonia (1.8%). Tourists from other countries realised 16.2% overnight stays

Concerning the structure of overnight stays by type of resort, in individual accommodation in 2021, the most of them were realised in seaside resorts (97.3%), mountain resorts (1.6%), other tourists resorts (1.0%) and in capital (0.2%)

Graphic 1. Tourists arrivals, in thous.



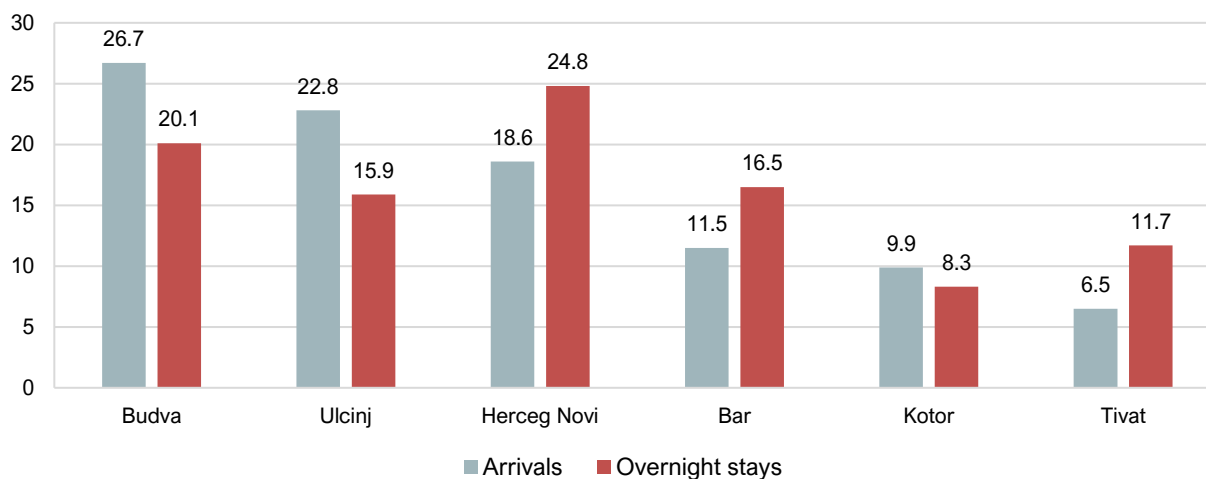
Graphic 2. Tourists overnights, in thous.



¹Individual, so-called "private accommodation" includes accommodation in houses and rooms for rent as well as tourists apartments. Individual accommodation does not include collective accommodation establishments (hotels, boarding houses, motels, tourist resorts, vacation establishments, hostels, camping sites etc)..

Table 1 Arrivals and overnights stays of tourists in individual accommodation by municipalities, 2021²

Municipality	Arrivals of tourists				Overnight stays of tourists			
	Foreign	Domestic	Total	Structure	Foreign	Domestic	Total	Structure
	(1)	(2)	(3)=(1)+(2)	(3) u %	(1)	(2)	(3)=(1)+(2)	(3) u %
Total	923 750	16 706	940 456	100,0	6 851 093	72 640	6 923 733	100,0
Andrijevica	114	-	114	0,0	1 622	-	1 622	0,0
Bar	106 624	1 421	108 045	11,5	1 132 858	8 073	1 140 931	16,5
Berane	168	105	273	0,0	168	105	273	0,0
Bijelo Polje	786	-	786	0,1	8 975	-	8 975	0,1
Budva	250 045	1 431	251 476	26,7	1 387 245	5 535	1 392 780	20,1
Cetinje	950	-	950	0,1	15 308	-	15 308	0,2
Danilovgrad	1 075	21	1 096	0,1	22 202	462	22 664	0,3
Gusinje	499	15	514	0,1	2 141	55	2 196	0,0
Herceg Novi	173 898	1 479	175 377	18,6	1 710 132	8 838	1 718 970	24,8
Kolasin	1 968	1 782	3 750	0,4	4 808	4 776	9 584	0,1
Kotor	91 795	1 405	93 200	9,9	566 817	4 696	571 513	8,3
Mojkovac	958	-	958	0,1	2 284	-	2 284	0,0
Niksic	1 536	256	1 792	0,2	4 242	703	4 945	0,1
Petnjica	66	-	66	0,0	80	-	80	0,0
Plav	595	11	606	0,1	8 909	97	9 006	0,1
Pljevlja	1 652	1 021	2 673	0,3	7 332	6 971	14 303	0,2
Pluzine	-	62	62	0,0	-	1 500	1 500	0,0
Podgorica	3 768	218	3 986	0,4	13 160	290	13 450	0,2
Rozaje	628	17	645	0,1	8 084	19	8 103	0,1
Savnik	252	2	254	0,0	2 715	47	2 762	0,0
Tivat	60 548	245	60 793	6,5	806 670	1 659	808 329	11,7
Ulcinj	210 124	4 066	214 190	22,8	1 081 846	19 242	1 101 088	15,9
Zabljak	15 701	3 149	18 850	2,0	63 495	9 572	73 067	1,1

Graph 2. Structure of arrivals and overnights stays of tourists in individual accommodation in the most visited municipalities, 2021

2 The primary source of data for the calculation of tourist arrivals and overnights in individual accommodation, is the so-called "private accommodation" means data from Local Tourism Organizations in accordance with the Law on Tourist Organizations Official Gazette of Montenegro", No. 073/10 of 10.12.2010, 040/11 of 08.08.2011, 045/14 of 24.10.2014, 042/17 of 30.06.2017, 027/19 of 17.05.2019) Non-registered tourists are not the subject of survey.

Table 2 Arrivals and overnights stays of foreign tourists in individual accommodation by country of residence, 2021

Country	Arrivals	Structure, in %	Overnight stays	Structure, in %
Foreign tourists	923 750	100,0	6 851 093	100,0
Europe	899 438	97,4	6 658 705	97,2
Albania	17 406	1,9	99 198	1,4
Austria	7 051	0,8	43 667	0,6
Belgium	4 812	0,5	25 919	0,4
Belarus	3 408	0,4	34 785	0,5
Bosnia and Herzegovina	165 977	18,0	990 701	14,5
Bulgaria	1 127	0,1	7 487	0,1
Czech Republic	3 924	0,4	25 929	0,4
Denmark	1 218	0,1	9 505	0,1
Estonia	1 680	0,2	11 529	0,2
Finland	584	0,1	3 874	0,1
France	12 894	1,4	62 316	0,9
Greece	457	0,0	3 153	0,0
Netherlands	4 569	0,5	28 202	0,4
Croatia	8 254	0,9	61 941	0,9
Ireland	636	0,1	6 892	0,1
Island	106	0,0	1 435	0,0
Italy	3 176	0,3	22 753	0,3
Cyprus	105	0,0	1 136	0,0
Kosovo	68 511	7,4	330 077	4,8
Latvia	1 347	0,1	10 687	0,2
Lithuania	1 906	0,2	12 251	0,2
Luxembourg	1 055	0,1	7 110	0,1
Hungary	14 255	1,5	77 745	1,1
Malta	57	0,0	482	0,0
Republic of North Macedonia	19 486	2,1	125 588	1,8
Norway	1 232	0,1	10 285	0,2
Germany	41 176	4,5	256 296	3,7
Poland	23 365	2,5	133 670	2,0
Portugal	357	0,0	2 228	0,0
Romania	7 449	0,8	39 875	0,6
Russian Federation	76 476	8,3	1 001 220	14,6
Slovakia	1 557	0,2	10 791	0,2
Slovenia	4 815	0,5	33 102	0,5
Serbia	283 650	30,7	2 342 975	34,2
Spain	1 649	0,2	7 879	0,1
Switzerland (including Liechtenstein)	8 895	1,0	46 494	0,7
Sweden	5 026	0,5	40 638	0,6
Turkey	10 444	1,1	70 468	1,0
Ukraine	78 379	8,5	558 498	8,2
United Kingdom	6 354	0,7	72 122	1,1
Other European countries	4 613	0,5	27 802	0,4
Non-European countries	24 312	2,6	192 388	2,8
South Africa	742	0,1	11 911	0,2
Other African countries	564	0,1	4 973	0,1
Canada	1 819	0,2	17 982	0,3
USA	7 222	0,8	58 821	0,9
Other North American countries	132	0,0	1 256	0,0
Argentina	216	0,0	1 919	0,0
Brazil	485	0,1	3 044	0,0
Chile	126	0,0	889	0,0
Other Central or South American countries	587	0,1	6 357	0,1
China (including Hong Kong)	449	0,0	2 732	0,0
Japan	78	0,0	731	0,0
Republic of Korea	69	0,0	214	0,0
Israel	3 128	0,3	15 708	0,2
India	641	0,1	2 966	0,0
Azerbaijan	471	0,1	3 543	0,1
United Arab Emirates	72	0,0	145	0,0
Other Asian countries	6 193	0,7	45 112	0,7
Australia	641	0,1	6 722	0,1
New Zealand	294	0,0	3 932	0,1
Oceania and other territories	383	0,0	3 431	0,1

METHODOLOGICAL NOTES

Since 2017 the methodology for calculating individual accommodation, in the process of data collection and processing, has included the following data sources: administrative databases (Local Tourism Organization, Secretariats of Local Self-Government) and statistical sources and records. The newly established administrative data sources are the result of new legislation, such as the register of residence registration (ie. Database RB90) under the jurisdiction of the Ministry of the Interior (regulated by the Law on Foreigners). Non-registered tourists are not subject of this survey.

The aim of the survey on tourist arrivals and overnight stays in the individual / private accommodation is to provide basic information about the scope of traffic (arrivals and overnight stays) of domestic and foreign tourists.

The survey collects data on:

- number of arrivals and overnight stays of domestic and foreign tourists in individual / private accommodation establishments including accommodation in houses and rooms for rent as tourists apartments;
- structure of arrivals and overnight stays of foreign tourists by country of residence in individual / private accommodation establishments.

The survey covers all official data of catering establishments in the territory of Montenegro which provide accommodation services in houses and rooms for rent, as well as tourist apartments

Tourist is a person who spends at least one night in an accommodation facility or some other object for accommodation of tourist, in a place other than his/her place of permanent residence for the reasons of rest or recreation, health, studies, sports, religion, family, business, public missions or meetings. Tourists do not include migrants, border workers, diplomats, member of military forces in the regular duty, refugees, etc.

Domestic tourist is a person with permanent residence in Montenegro who temporarily resides in any place of Montenegro, and spends at least one night in accommodation facility.

Foreign tourist is a person with permanent residence outside Montenegro, who temporarily resides in any place in Montenegro, and spends at least one night in an accommodation facility

When using the data, state:

"Data source: Statistical Office - MONSTAT"

More data, as well as detailed methodological notes can be found in the section: [Tourism](#)