

RELEASE 25-2/2023

Release date:
30 March 2023

Arrivals and overnights of tourists in individual accommodation⁽¹⁾

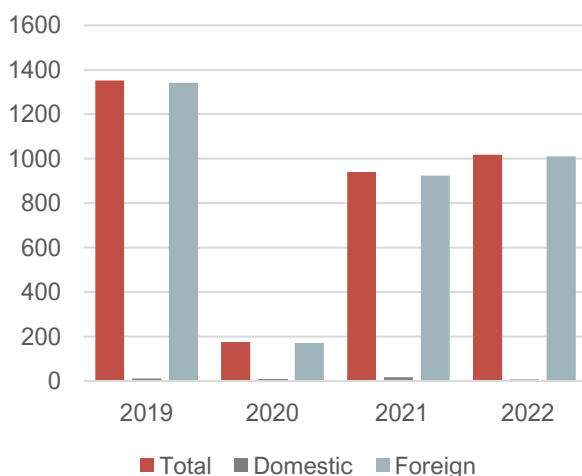
2022

In Montenegro, in individual accommodation in 2022, tourists realised 1 018 000 arrivals and 8 113 093 overnight stays. Of the total number of overnight stays, 99.6% were realized by foreign tourists and 0.4% by domestic tourists.

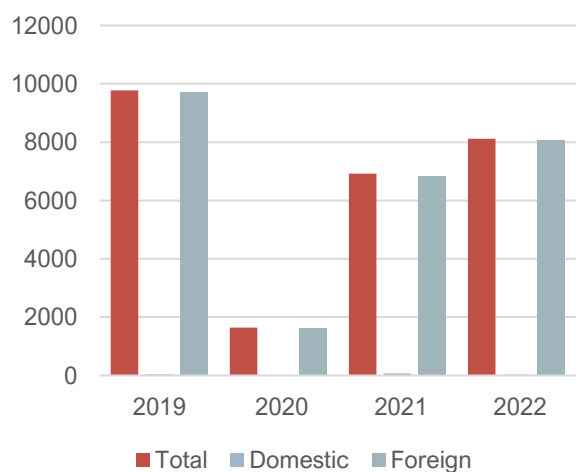
Concerning the structure of overnight stays of foreign tourists in individual accommodation in 2022, the most of them were realised by tourists from Serbia (26.8%), Russian Federation (22.8%), Bosnia and Herzegovina (11.2%), Ukraine (6.2%), Germany (4.4%), Kosovo (4.2%), Poland (2.4%) and United Kingdom (1.9%). Tourists from other countries realised 20.1% overnight stays

Concerning the structure of overnight stays by type of resort, in individual accommodation in 2022, the most of them were realised in seaside resorts (97.3%), mountain resorts (1.5%), other tourists resorts (1.0%) and in capital (0.3%)

Graphic 1. Tourists arrivals, in thous.



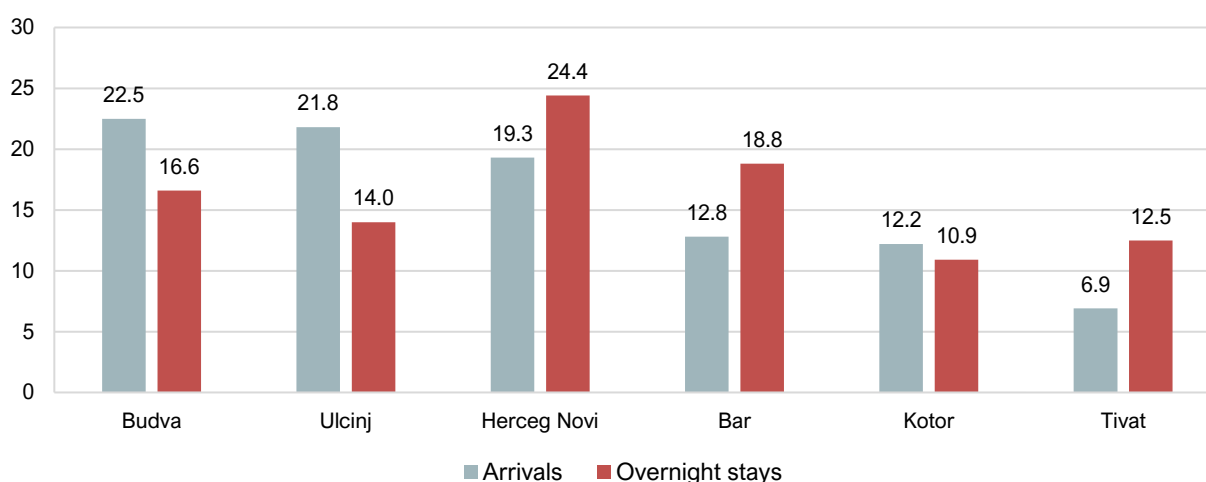
Graphic 2. Tourists overnights, in thous.



¹Individual, so-called "private accommodation" includes accommodation in houses and rooms for rent as well as tourists apartments. Individual accommodation does not include collective accommodation establishments (hotels, boarding houses, motels, tourist resorts, vacation establishments, hostels, camping sites etc).

Table 1 Arrivals and overnights stays of tourists in individual accommodation by municipalities, 2022²

Municipality	Arrivals of tourists				Overnight stays of tourists			
	Foreign	Domestic	Total	Structure	Foreign	Domestic	Total	Structure
	(1)	(2)	(3)=(1)+(2)	(3) u %	(1)	(2)	(3)=(1)+(2)	(3) u %
Total	1 010 761	7 239	1 018 000	100.0	8 080 353	32 740	8 113 093	100.0
Andrijevisa	163	-	163	0.0	2 302	-	2 302	0.0
Bar	130 391	311	130 702	12.8	1 527 200	1 982	1 529 182	18.8
Berane	227	134	361	0.0	227	134	361	0.0
Bijelo Polje	872	-	872	0.1	10 670	-	10 670	0.1
Budva	228 025	641	228 666	22.5	1 343 114	2 773	1 345 887	16.6
Cetinje	1 534	-	1 534	0.2	21 806	-	21 806	0.3
Danilovgrad	1 262	3	1 265	0.1	24 339	65	24 404	0.3
Gusinje	921	54	975	0.1	6 901	174	7 075	0.1
Herceg Novi	195 971	772	196 743	19.3	1 976 048	5 284	1 981 332	24.4
Kolasin	2 654	357	3 011	0.3	10 211	1 105	11 316	0.1
Kotor	123 854	319	124 173	12.2	884 017	1 472	885 489	10.9
Mojkovac	2 196	-	2 196	0.2	3 828	-	3 828	0.0
Niksic	1 633	187	1 820	0.2	4 926	337	5 263	0.1
Plav	399	3	402	0.0	5 500	90	5 590	0.1
Pljevlja	1 617	871	2 488	0.2	4 906	6 619	11 525	0.1
Podgorica	7 586	912	8 498	0.8	25 723	1 395	27 118	0.3
Rozaje	1 182	35	1 217	0.1	10 732	75	10 807	0.1
Savnik	579	-	579	0.1	4 219	-	4 219	0.1
Tivat	69 981	154	70 135	6.9	1 009 014	1 573	1 010 587	12.5
Ulcinj	220 132	1 712	221 844	21.8	1 130 218	7 733	1 137 951	14.0
Zabljak	19 582	774	20 356	2.0	74 452	1 929	76 381	0.9

Graph 2. Structure of arrivals and overnights stays of tourists in individual accommodation in the most visited municipalities, 2022

² The primary source of data for the calculation of tourist arrivals and overnights in individual accommodation, is the so-called "private accommodation" means data from Local Tourism Organizations in accordance with the Law on Tourist Organizations (Official Gazette of Montenegro No 073/10 of 10.12.2010, 040/11 of 08.08.2011, 045/14 of 24.10.2014, 042/17 of 30.06.2017, 027/19 of 17.05.2019). Non-registered tourists are not the subject of the survey.

Table 2 Arrivals and overnights stays of foreign tourists in individual accommodation by country of residence, 2022

Country	Arrivals	Structure, in %	Overnight stays	Structure, in %
Foreign tourists	1 010 761	100.0	8 080 353	100.0
Europe	974 421	96.4	7 785 970	96.4
Albania	13 844	1.4	92 412	1.1
Austria	8 475	0.8	50 651	0.6
Belgium	6 799	0.7	32 444	0.4
Belarus	7 756	0.8	78 817	1.0
Bosnia and Herzegovina	150 698	14.9	908 906	11.2
Bulgaria	1 450	0.1	9 064	0.1
Czech Republic	6 772	0.7	39 766	0.5
Denmark	2 499	0.2	14 505	0.2
Estonia	1 959	0.2	12 837	0.2
Finland	2 962	0.3	16 041	0.2
France	17 762	1.8	85 890	1.1
Greece	999	0.1	5 611	0.1
Netherlands	8 495	0.8	47 373	0.6
Croatia	10 551	1.0	82 169	1.0
Ireland	1 976	0.2	13 366	0.2
Island	108	0.0	914	0.0
Italy	8 368	0.8	48 648	0.6
Cyprus	174	0.0	1 972	0.0
Kosovo	71 088	7.0	341 187	4.2
Latvia	2 051	0.2	14 970	0.2
Lithuania	3 517	0.3	20 020	0.2
Luxembourg	966	0.1	5 915	0.1
Hungary	17 789	1.8	99 103	1.2
Malta	128	0.0	1 116	0.0
Republic of North Macedonia	18 284	1.8	117 479	1.5
Norway	3 753	0.4	30 301	0.4
Germany	54 237	5.4	351 866	4.4
Poland	32 502	3.2	196 205	2.4
Portugal	847	0.1	4 629	0.1
Romania	9 300	0.9	48 358	0.6
Russian Federation	140 719	13.9	1 843 299	22.8
Slovakia	4 340	0.4	27 635	0.3
Slovenia	7 369	0.7	45 415	0.6
Serbia	255 003	25.2	2 163 480	26.8
Spain	3 622	0.4	15 926	0.2
Switzerland (including Liechtenstein)	9 894	1.0	53 734	0.7
Sweden	7 787	0.8	59 067	0.7
Turkey	15 550	1.5	124 030	1.5
Ukraine	40 557	4.0	499 370	6.2
United Kingdom	20 419	2.0	155 708	1.9
Other European countries	3 052	0.3	25 771	0.3
Non-European countries	36 340	3.6	294 383	3.6
South Africa	805	0.1	12 706	0.2
Other African countries	613	0.1	5 080	0.1
Canada	3 846	0.4	36 120	0.4
USA	10 275	1.0	88 261	1.1
Other North American countries	228	0.0	1 817	0.0
Argentina	361	0.0	2 729	0.0
Brazil	574	0.1	4 380	0.1
Chile	177	0.0	1 125	0.0
Other Central or South American countries	1 033	0.1	10 800	0.1
China (including Hong Kong)	1 295	0.1	4 318	0.1
Japan	191	0.0	1 093	0.0
Republic of Korea	210	0.0	1 406	0.0
Israel	4 660	0.5	33 520	0.4
India	777	0.1	4 260	0.1
Azerbaijan	683	0.1	5 100	0.1
United Arab Emirates	152	0.0	420	0.0
Other Asian countries	6 577	0.7	49 516	0.6
Australia	2 898	0.3	21 818	0.3
New Zealand	711	0.1	6 725	0.1
Oceania and other territories	274	0.0	3 189	0.0

METHODOLOGICAL NOTES

Since 2017 the methodology for calculating individual accommodation, in the process of data collection and processing, has included the following data sources: administrative databases (Local Tourism Organization, Secretariats of Local Self-Government) and statistical sources and records. The newly established administrative data sources are the result of new legislation, such as the register of residence registration (ie. Database RB90) under the jurisdiction of the Ministry of the Interior (regulated by the Law on Foreigners). Non-registered tourists are not subject of this survey.

The aim of the survey on tourist arrivals and overnight stays in the individual / private accommodation is to provide basic information about the scope of traffic (arrivals and overnight stays) of domestic and foreign tourists.

The survey collects data on:

- number of arrivals and overnight stays of domestic and foreign tourists in individual / private accommodation establishments including accommodation in houses and rooms for rent as tourists apartments;
- structure of arrivals and overnight stays of foreign tourists by country of residence in individual / private accommodation establishments.

The survey covers all official data of catering establishments in the territory of Montenegro which provide accommodation services in houses and rooms for rent, as well as tourist apartments

Tourist is a person who spends at least one night in an accommodation facility or some other object for accommodation of tourist, in a place other than his/her place of permanent residence for the reasons of rest or recreation, health, studies, sports, religion, family, business, public missions or meetings. Tourists do not include migrants, border workers, diplomats, member of military forces in the regular duty, refugees, etc.

Domestic tourist is a person with permanent residence in Montenegro who temporarily resides in any place of Montenegro, and spends at least one night in accommodation facility.

Foreign tourist is a person with permanent residence outside Montenegro, who temporarily resides in any place in Montenegro, and spends at least one night in an accommodation facility

When using the data, state:

"Data source: Statistical Office - MONSTAT"

More data, as well as detailed methodological notes can be found in the section: [Tourism](#)