

RELEASE 34/2024

Release date:
14 March 2024

Preliminary data

Nautical tourism

2023

In 2023, 4 432 foreign vessels for leisure, sports and recreation entered the internal sea waters of Montenegro. Of these, 3 743 vessels sailed by sea and 689 were transported by land.

According to the type of foreign vessels for leisure, sports and recreation, sailing yachts (42.6%) entered the internal sea waters of Montenegro the most, followed by motor yachts (39.5%) and other vessels (17.9%).

The number of persons on board in 2023 was 18 613. According to citizenship, the largest number of persons arriving on these vessels was from Great Britain (8.5%), Germany (7.1%), Italy (6.9%), USA (6.1%), Croatia (5.4%), France (3.0%), Austria (2.5%), Switzerland (1.5%), Slovenia (1.1%), and other countries (57.9%).

Graph 1. Number of foreign vessels and persons on board

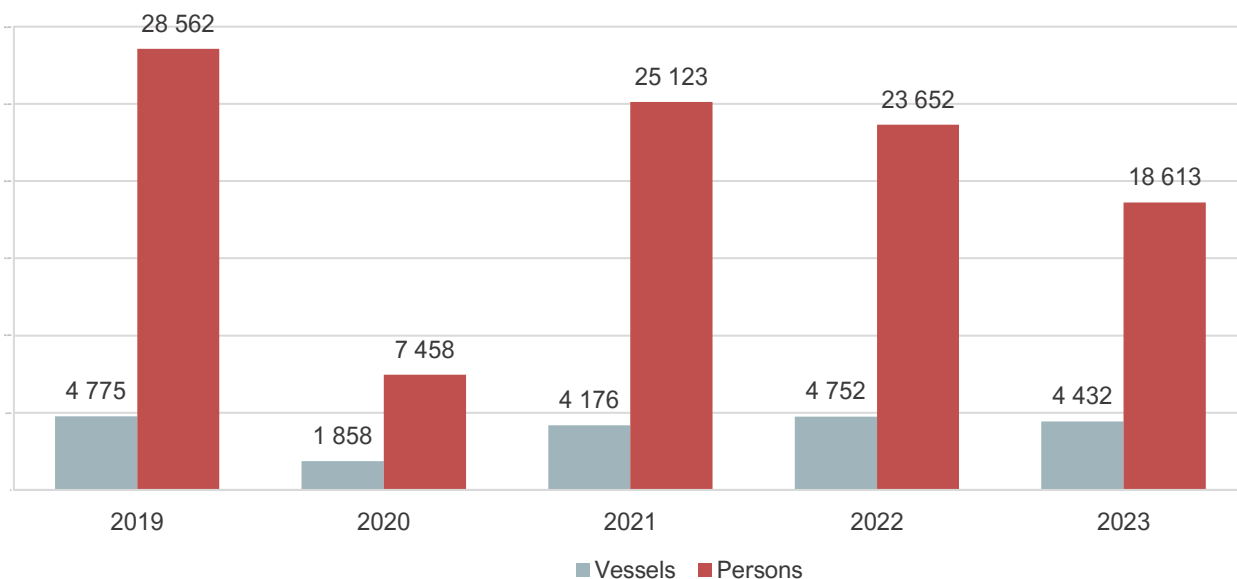


Table 1. Arrivals of foreign vessels for entertainment, sport or recreation in the internal sea waters of Montenegro, 2023

	Total	By sea	By land	Structure
	(1)=(2)+(3)	(2)	(3)	(1) in %
Total	4 432	3 743	689	100.0
By flag of the vessel				
Albania	5	4	1	0.1
Austria	95	88	7	2.1
France	168	156	12	3.8
Greece	5	5		0.1
Croatia	493	491	2	11.1
Netherlands	39	32	7	0.9
Italy	237	233	4	5.3
Germany	302	236	66	6.8
Scandinavian countries	39	31	8	0.9
Slovenia	49	46	3	1.1
Switzerland	78	71	7	1.8
Great Britain	570	502	68	12.9
USA	660	471	189	14.9
Other countries	1 692	1 377	315	38.2
By length of the vessel				
Under 6 m	541	187	354	12.2
6 - 8 m	313	222	91	7.1
8 - 10 m	387	323	64	8.7
10 - 12 m	672	606	66	15.2
12 - 15 m	1 096	1 014	82	24.7
15 - 20 m	669	640	29	15.1
Over 20 m	754	751	3	17.0
By type of the vessel				
Motor yachts	1 752	1 620	132	39.5
Sailboats	1 886	1 740	146	42.6
Other	794	383	411	17.9

Graph 2. Number of vessels by flag, 2023

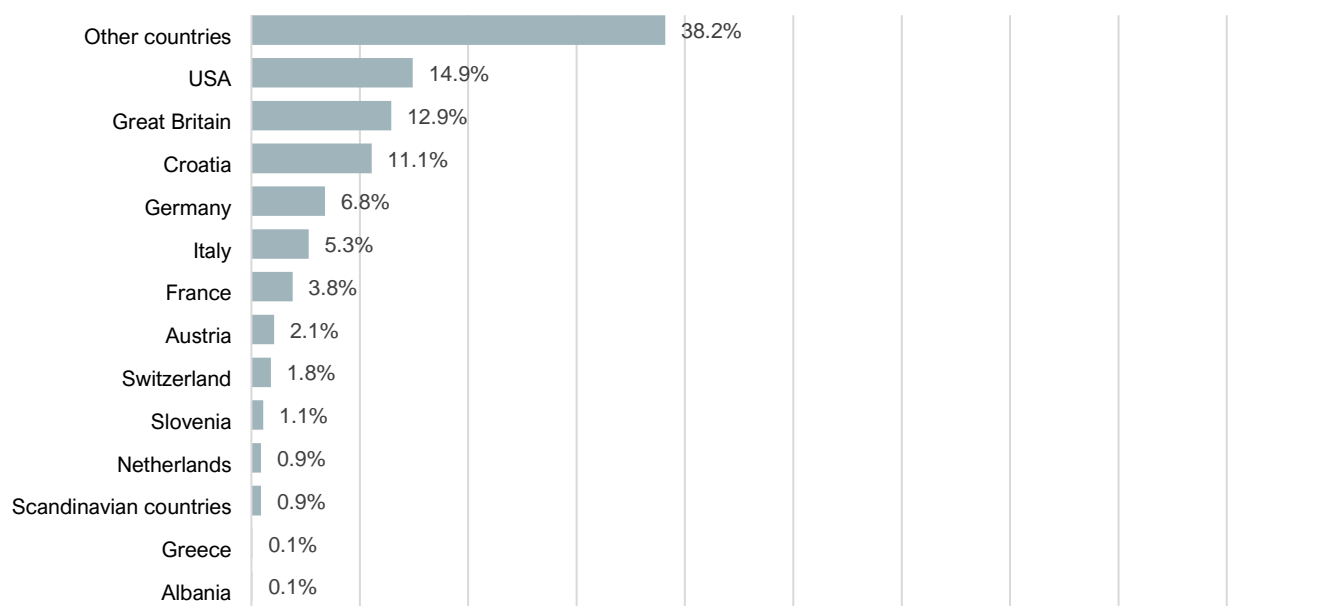
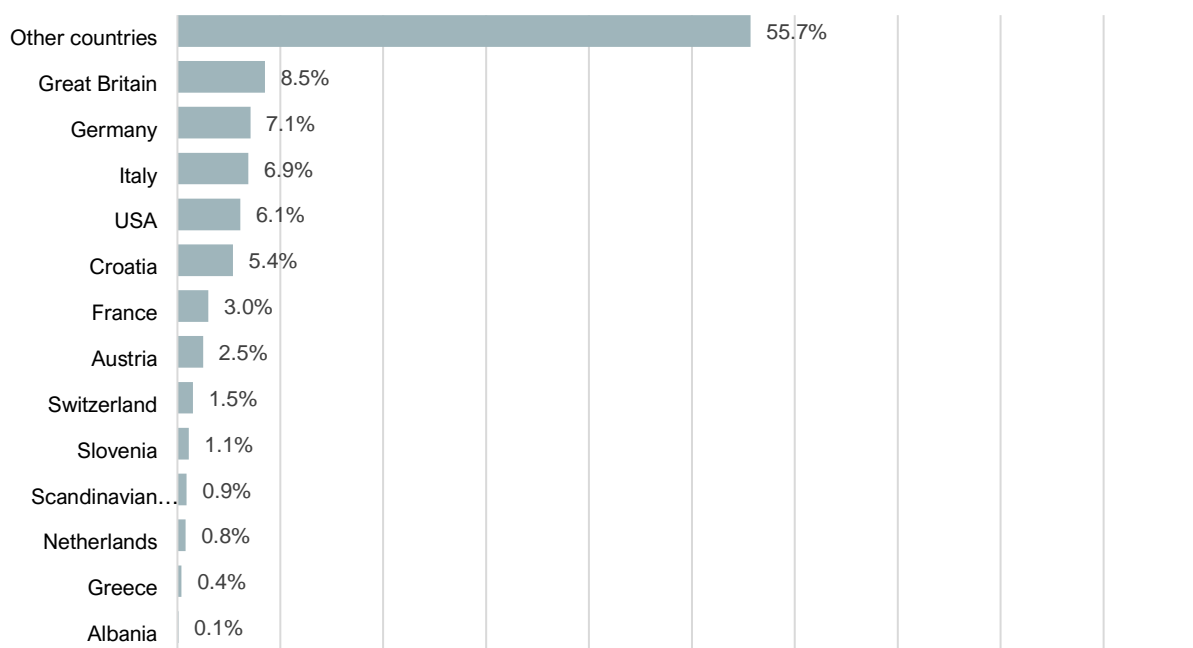


Table 2. Number of persons on board, 2023

	Total	By sea	By land	Structure
	(1)=(2)+(3)	(2)	(3)	(1) in %
Total	18 613	16 914	1 699	100.0
By citizenship				
Albania	22	19	3	0.1
Austria	467	454	13	2.5
France	562	539	23	3.0
Greece	68	68		0.4
Croatia	1 001	989	12	5.4
Netherlands	150	137	13	0.8
Italy	1 282	1 271	11	6.9
Germany	1 329	1 148	181	7.1
Scandinavian countries	161	147	14	0.9
Slovenia	204	194	10	1.1
Switzerland	285	245	40	1.5
Great Britain	1 575	1 512	63	8.5
USA	1 134	1 032	102	6.1
Other countries	10 373	9 159	1 214	55.7

Graph 3. Number of persons on board by citizenship, 2023



METHODOLOGICAL NOTES

The aim of the statistical survey on nautical tourism is to obtain data traffic from foreign yachts and other vessels intended for leisure, sport and recreation in the territorial sea of Montenegro, as well as the number of persons on board who enter our country. Reporting units in this survey are harbour master's offices and their branch offices. Data collection is carried out using the reporting method (TU-17 form).

Motor yacht is a vessel equipped with an engine intended for entertainment, sport or recreation and having according to the common maritime usage, a cabin with at least two beds, a toilet and cooking facilities.

Sailboat is a vessel intended for entertainment, sport or recreation whose main power is wind and it is equipped with a cabin with at least two beds, a toilet and a cooking facility.

Other vessels are boats (made of wood, plastic, rubber and the like) 3 or more meters long or less than 3 meters long if they are equipped with an engine. Included are also motorboats if they do not meet requirements for yachts.

The last published data are considered preliminary, and becomes final within the defined deadline, as foreseen by the Statistical Release Calendar.

When using data please name the source:
„Data source: Statistical Office of Montenegro“

More information, as well as detailed methodological explanations can be found in the section: [Tourism](#)

Prepared by: Željko ŽIVKOVIĆ

Department: Business Statistics, Foreign Affiliates Statistics and Structural Business Statistics Department
contact@monstat.org

Contact for media:
mediji@monstat.org

@monstat_me

MONSTAT – Statistical Office of Montenegro