

RELEASE 32/2025

Release date:
12 March 2025

Preliminary data

Nautical tourism

2024

In 2024, 4 693 foreign vessels for leisure, sports and recreation entered the internal sea waters of Montenegro. Of these, 4 081 vessels sailed by sea, and 612 were transported by land.

According to the type of foreign vessels for leisure, sports and recreation, sailing yachts (43.2%) entered the internal sea waters of Montenegro the most, followed by motor yachts (39.8%) and other vessels (17.0%).

The number of persons on board in 2024 was 22 774. According to citizenship, the largest number of persons arriving on these vessels was from Great Britain (9.4%), Germany (7.4%), USA (7.3%), Croatia (6.8%), Italy (6.1%), France (4.0%), Austria (2.6%), Switzerland (1.5%), Slovenia (1.3%) and other countries (53.6%).

Graph 1. Number of foreign vessels and persons on board

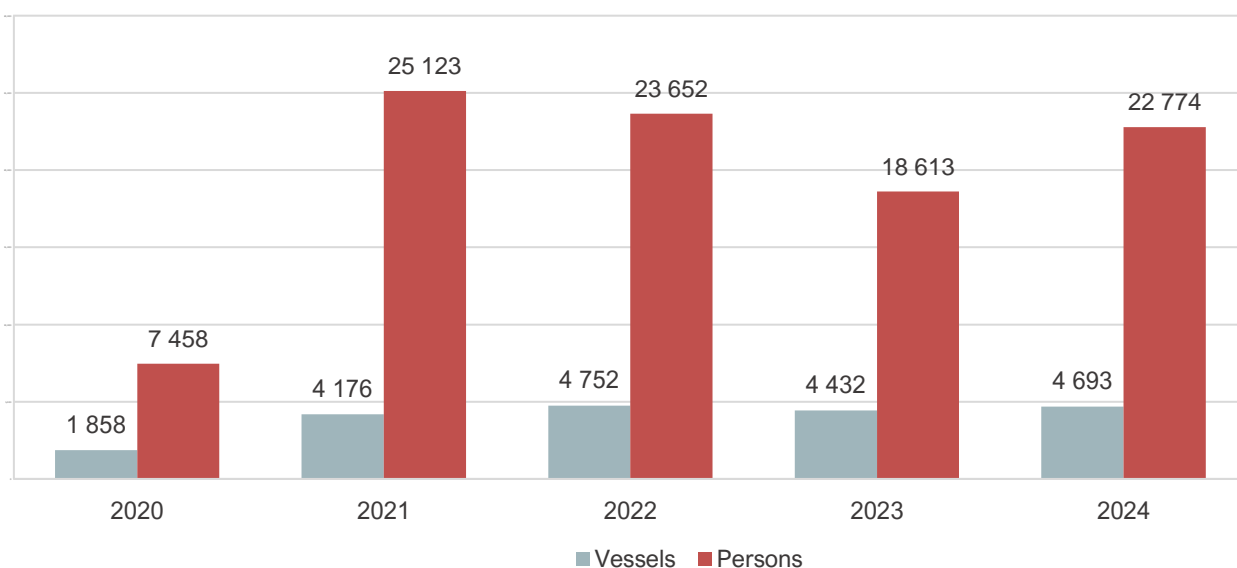


Table 1. Arrivals of foreign vessels for entertainment, sport or recreation in the internal sea waters of Montenegro, 2024

	Total	By sea	By land	Structure
	(1)=(2)+(3)	(2)	(3)	(1) in %
Total	4 693	4 081	612	100.0
By flag of the vessel				
Albania	11	10	1	0.2
Austria	71	67	4	1.5
France	233	210	23	5.0
Greece	5	5		0.1
Croatia	590	584	6	12.6
Netherlands	22	21	1	0.5
Italy	231	226	5	4.9
Germany	386	310	76	8.2
Scandinavian countries	60	56	4	1.3
Slovenia	34	33	1	0.7
Switzerland	56	51	5	1.2
Great Britain	544	492	52	11.6
USA	391	285	106	8.3
Other countries	2 059	1 731	328	43.9
By length of the vessel				
Under 6 m	594	300	294	12.7
6 - 8 m	444	350	94	9.5
8 - 10 m	425	358	67	9.1
10 - 12 m	740	691	49	15.8
12 - 15 m	1 136	1 061	75	24.2
15 - 20 m	661	637	24	14.1
Over 20 m	693	684	9	14.8
By type of the vessel				
Motor yachts	1 866	1 739	127	39.8
Sailboats	2 028	1 850	178	43.2
Other	799	492	307	17.0

Graph 2. Number of vessels by flag, 2024

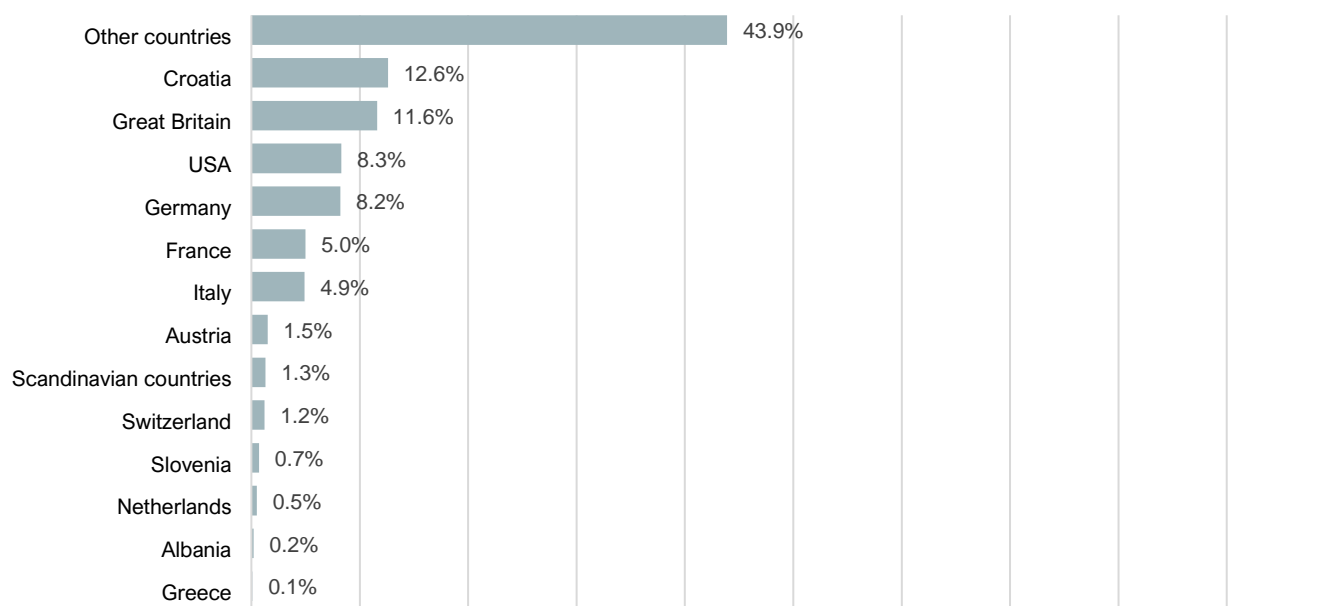
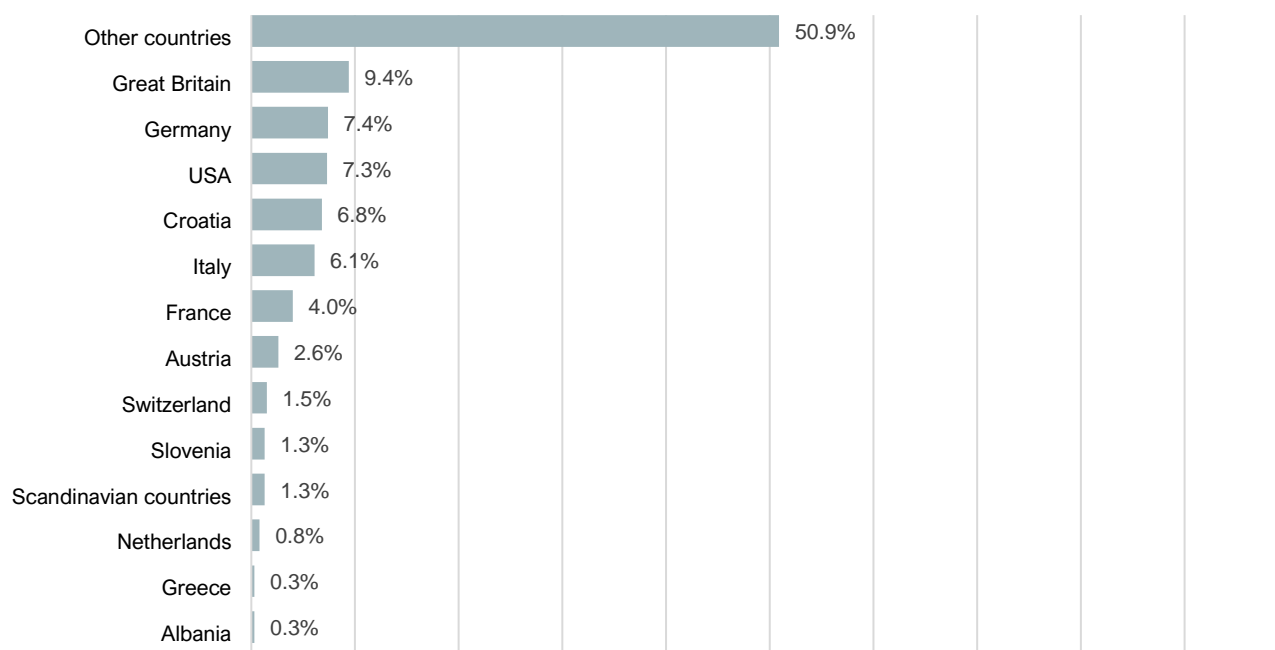


Table 2. Number of persons on board, 2024

	Total	By sea	By land	Structure
	(1)=(2)+(3)	(2)	(3)	(1) in %
Total	22 774	21 047	1 727	100.0
By citizenship				
Albania	65	62	3	0.3
Austria	594	549	45	2.6
France	901	839	62	4.0
Greece	70	70		0.3
Croatia	1 555	1 531	24	6.8
Netherlands	190	167	23	0.8
Italy	1 387	1 344	43	6.1
Germany	1 677	1 472	205	7.4
Scandinavian countries	289	260	29	1.3
Slovenia	293	289	4	1.3
Switzerland	347	311	36	1.5
Great Britain	2 150	2 057	93	9.4
USA	1 659	1 579	80	7.3
Other countries	11 597	10 517	1 080	50.9

Graph 3. Number of persons on board by citizenship, 2024





METHODOLOGICAL NOTES

The aim of the statistical survey on nautical tourism is to obtain data traffic from foreign yachts and other vessels intended for leisure, sport and recreation in the territorial sea of Montenegro, as well as the number of persons on board who enter our country. Reporting units in this survey are harbour master's offices and their branch offices. Data collection is carried out using the reporting method (TU-17 form).

Motor yacht is a vessel equipped with an engine intended for entertainment, sport or recreation and having according to the common maritime usance, a cabin with at least two beds, a toilet and cooking facilities.

Sailboat is a vessel intended for entertainment, sport or recreation whose main power is wind, and it is equipped with a cabin with at least two beds, a toilet and a cooking facility.

Other vessels are boats (made of wood, plastic, rubber, and the like) 3 or more meters long or less than 3 meters long if they are equipped with an engine. Included are also motorboats if they do not meet requirements for yachts.

The last published data are considered preliminary, and becomes final within the defined deadline, as foreseen by the Statistical Release Calendar.

When using data please name the source:
„Data source: Statistical Office of Montenegro“

More information, as well as detailed methodological explanations can be found in the section: [Tourism](#)

Prepared by: Zeljko ZIVKOVIC

Department: Business Statistics, Foreign Affiliates Statistics and Structural Business Statistics Department
contact@monstat.org

Contact for media:
mediji@monstat.org

@monstat_me

MONSTAT – Statistical Office of Montenegro