

RELEASE 19/2022

Release date:
24 February 2022

Preliminary data

Arrivals and overnights of tourists, total

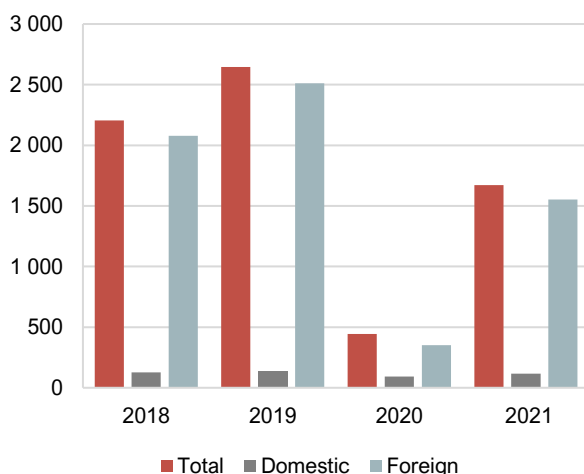
2021

In Montenegro, in 2021, tourists realised 1 670 879 arrivals and 9 872 573 overnights. Of the total number of overnights, 95.5%, were realized by foreign tourists, and 4.5% of overnights were realized by domestic tourists.

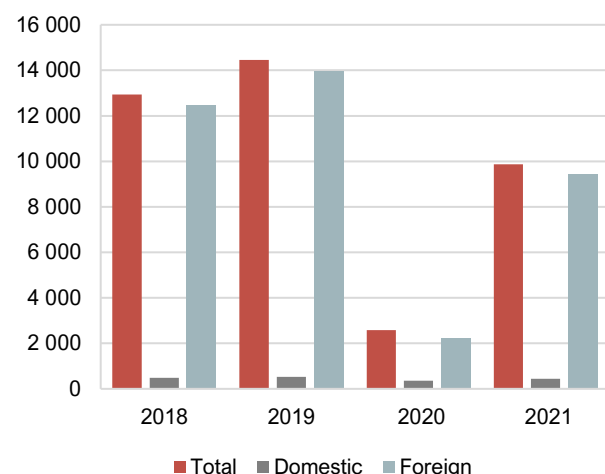
Concerning the structure of overnights of foreign tourists, in 2021, the most of them were realized by tourists from Serbia (32.6%), Bosnia and Herzegovina (12.9%) , Russian Federation (12.1%), Ukraine (9.2%), Kosovo (4.8%), Germany (4.0%) and Poland (2.3%). Tourists from other countries were realised 22,1% overnights.

Concerning the structure of overnights by type of resort, in 2021, most of them were realised in seaside resorts (94.7%), mountain resorts (2.1%), capital (2.0%), and other tourists resorts (1.2%).

Graph 1 Tourists arrivals, in thous.



Graph 2 Tourists overnights, in thous.



¹ Total tourist arrivals and overnights include tourist arrivals and overnights in collective and individual, or so-called "private accommodation". Data on tourist traffic in **collective accommodation** are published on a monthly basis, and the direct source of data are collective accommodation facilities (all types of hotels, resorts, pensions, motels, tourist resorts, hostels, etc.).

Data on tourist traffic in **individual, so-called "private accommodation"** is published annually, and the primary sources of information are data from Local Tourism Organizations in accordance with the Law on Tourist Organizations ("Official Gazette of the Republic of Montenegro", No. 011/04 of 20.02.2004, 046/07 of 31.07. 2007, Official Gazette of Montenegro ", No. 073/10 of 10 December 2010, 040/11 of 08/08/2011, 045/14 of 24 October 2014, 042/17 of 30 June 2017, 027/19 of 17 May 2019). Non-registered tourists are not the subject of research.

Table 1 Tourists arrivals and overnights by type of accommodation establishment, total 2021

	Arrivals			Overnights		
	foreign	domestic	total	foreign	domestic	total
	(1)	(2)	(3)=(1)+(2)	(1)	(2)	(3)=(1)+(2)
Total	1 553 558	117 321	1 670 879	9 423 803	448 770	9 872 573
Collective accommodation	629 808	100 615	730 423	2 572 710	376 130	2 948 840
Hotel	425 348	63 821	489 169	1 794 296	181 416	1 975 712
Garni hotel	26 686	3 461	30 147	88 218	9 836	98 054
Small hotel	86 226	14 383	100 609	261 122	38 722	299 844
Boutique hotel	25 389	1 871	27 260	82 106	4 704	86 810
All-suite hotel	7 684	438	8 122	42 660	1 827	44 487
Tourists resort	32 970	3 714	36 684	185 472	15 521	200 993
Motel	219	18	237	249	18	267
Inn	390	-	390	460	-	460
Boarding house	1 276	58	1 334	6 781	661	7 442
Camping site	9 034	93	9 127	25 563	344	25 907
Hostel	6 773	214	6 987	22 223	543	22 766
Ethno village	634	123	757	1 528	171	1 699
Vacation establishment and spa	7 179	12 421	19 600	62 032	122 367	184 399
Individual accommodation	923 750	16 706	940 456	6 851 093	72 640	6 923 733

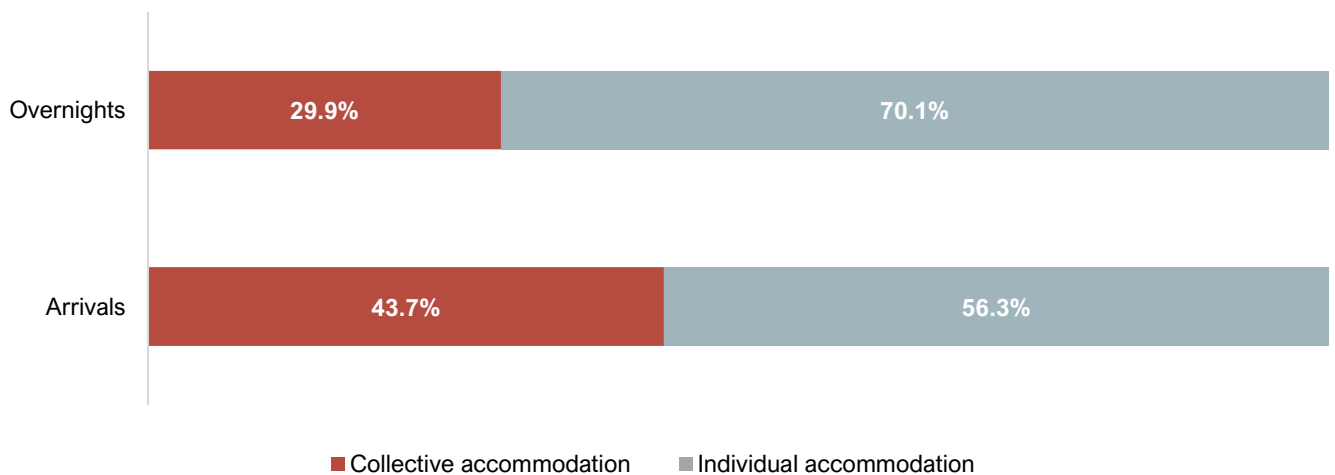
Graph 3 Structure of tourists arrivals and overnights in total accommodation, 2021

Table 2 Tourists arrivals and overnights by municipalities, total 2021

	Arrivals				Overnights			
	foreign	domestic	total	structure	foreign	domestic	total	structure
	(1)	(2)	(3)=(1)+(2)	(3) u %	(1)	(2)	(3)=(1)+(2)	(3) u %
Total	1 553 558	117 321	1 670 879	100.0	9 423 803	448 770	9 872 573	100.0
Andrijevica	404	119	523	0.0	2 097	468	2 565	0.0
Bar	145 416	6 999	152 415	9.1	1 333 030	27 611	1 360 641	13.8
Berane	1 890	1 955	3 845	0.2	3 193	2 645	5 838	0.1
Bijelo Polje	3 227	1 116	4 343	0.3	12 923	1 944	14 867	0.2
Budva	522 934	33 613	556 547	33.3	2 688 528	105 605	2 794 133	28.3
Cetinje	3 529	3 714	7 243	0.4	20 895	12 302	33 197	0.3
Danilovgrad	2 113	129	2 242	0.1	24 338	793	25 131	0.3
Gusinje	511	26	537	0.0	2 159	66	2 225	0.0
Herceg Novi	238 544	15 130	253 674	15.2	2 062 831	131 733	2 194 564	22.2
Kolasin	18 083	11 425	29 508	1.8	38 096	29 297	67 393	0.7
Kotor	129 194	3 848	133 042	8.0	669 394	11 334	680 728	6.9
Mojkovac	1 660	232	1 892	0.1	3 849	495	4 344	0.0
Niksic	6 173	1 653	7 826	0.5	12 586	3 938	16 524	0.2
Petnjica	66	-	66	0.0	80	-	80	0.0
Plav	595	11	606	0.0	8 909	97	9 006	0.1
Pljevlja	2 678	2 479	5 157	0.3	9 819	9 734	19 553	0.2
Pluzine	940	179	1 119	0.1	1 359	1 653	3 012	0.0
Podgorica	83 674	12 049	95 723	5.7	169 678	26 934	196 612	2.0
Rozaje	876	147	1 023	0.1	11 356	570	11 926	0.1
Savnik	336	8	344	0.0	3 344	65	3 409	0.0
Tivat	104 253	4 728	108 981	6.5	966 322	15 674	981 996	9.9
Tuzi	11	-	11	0.0	11	-	11	0.0
Ulcinj	260 404	8 739	269 143	16.1	1 297 125	39 519	1 336 644	13.5
Zabljak	26 047	9 022	35 069	2.1	81 881	26 293	108 174	1.1

Table 3 Foreign tourists arrivals and overnights by country of residence, total 2021

Country	Arrivals	Structure, in %	Overnights	Structure, in %
Foreign tourists	1 553 558	100.0	9 423 803	100.0
Europe	1 469 931	94.6	9 029 150	95.8
Albania	56 547	3.6	177 831	1.9
Austria	13 660	0.9	66 246	0.7
Belgium	10 808	0.7	42 419	0.5
Belarus	5 503	0.4	43 540	0.5
Bosnia and Herzegovina	214 570	13.8	1 217 931	12.9
Bulgaria	3 425	0.2	15 634	0.2
Czech Republic	6 914	0.4	35 541	0.4
Denmark	3 223	0.2	17 214	0.2
Estonia	4 095	0.3	25 543	0.3
Finland	2 213	0.1	9 512	0.1
France	35 985	2.3	151 369	1.6
Greece	2 215	0.1	8 517	0.1
Netherlands	10 059	0.6	43 185	0.5
Croatia	20 221	1.3	92 119	1.0
Ireland	1 771	0.1	10 217	0.1
Iceland	223	0.0	1 936	0.0
Italy	9 910	0.6	43 191	0.5
Cyprus	662	0.0	2 559	0.0
Kosovo	107 111	6.9	450 265	4.8
Latvia	2 501	0.2	15 601	0.2
Lithuania	6 184	0.4	33 028	0.4
Luxembourg	2 336	0.2	11 755	0.1
Hungary	23 745	1.5	115 983	1.2
Malta	946	0.1	1 839	0.0
Republic of North Macedonia	27 965	1.8	157 177	1.7
Norway	2 604	0.2	15 160	0.2
Germany	70 653	4.5	374 868	4.0
Poland	40 776	2.6	217 170	2.3
Portugal	1 639	0.1	5 167	0.1
Romania	13 281	0.9	61 621	0.7
Russian Federation	108 025	7.0	1 140 173	12.1
Slovakia	3 000	0.2	16 418	0.2
Slovenia	11 748	0.8	57 613	0.6
Serbia	429 106	27.6	3 072 845	32.6
Spain	6 227	0.4	19 284	0.2
Switzerland (including Liechtenstein)	16 866	1.1	76 266	0.8
Sweden	8 863	0.6	55 076	0.6
Turkey	26 225	1.7	112 820	1.2
Ukraine	135 997	8.8	871 314	9.2
United Kingdom	13 954	0.9	98 430	1.0
Other European countries	8 175	0.5	44 773	0.5
Non-European countries	83 627	5.4	394 653	4.2
South Africa	1 609	0.1	15 026	0.2
Other African countries	2 228	0.1	14 483	0.2
Canada	3 765	0.2	23 687	0.3
USA	20 057	1.3	93 582	1.0
Other Northern American countries	480	0.0	2 075	0.0
Argentina	499	0.0	2 478	0.0
Brazil	1 241	0.1	5 028	0.1
Chile	223	0.0	1 136	0.0
Other Central or South American countries	1 929	0.1	10 952	0.1
China (including Hong Kong)	2 081	0.1	6 201	0.1
Japan	312	0.0	1 179	0.0
Republic of Korea	296	0.0	771	0.0
Israel	21 227	1.4	67 759	0.7
India	2 042	0.1	7 378	0.1
Azerbaijan	1 391	0.1	7 509	0.1
United Arab Emirates	1 252	0.1	4 088	0.0
Other Asian countries	20 095	1.3	113 346	1.2
Australia	1 563	0.1	9 130	0.1
New Zealand	578	0.0	4 575	0.0
Oceania and other territories	759	0.0	4 270	0.0

METHODOLOGICAL NOTES

Survey on total tourist arrivals and overnight stays combines tourism traffic (arrivals and overnight stays) in the collective and in the individual / private accommodation.

Data on tourist traffic in collective accommodation (number of arrivals and overnight stays) have been collected by regular Monthly report on tourists arrivals and overnight stays in the collective accommodation establishments (form TU-11). Reports are made according to guest books which are led by receptions of collective accommodation establishments (all types of hotels, vacation facilities, boarding houses, motels, tourist resorts, hostels, etc.).

Since 2017 the methodology for calculating individual accommodation, in the process of data collection and processing, has included the following data sources: administrative databases (Local Tourism Organizations, Ministry of the Interior, Ministry of Sustainable Development and Tourism, National Tourism Organization, Secretariats of Local Self-Government) and statistical sources and records. The newly established administrative data sources are the result of new legislation, such as the register of residence registration (ie. Database RB90) under the jurisdiction of the Ministry of the Interior (regulated by the Law on Foreigners).

Non-registered tourists are not subject of this survey.

The aim of the survey on total arrivals and overnight stays is to provide basic information about the scope of traffic (arrivals and overnight stays) of domestic and foreign tourists.

The survey collects data on:

- number of arrivals and overnight stays of domestic and foreign tourists in all accommodation establishments in Montenegro;
- structure of arrivals and overnight stays of foreign tourists by country of residence in all accommodation establishments in Montenegro.

The survey covers all official data of catering establishments in the territory of Montenegro which provides accommodation services in houses and rooms for rent, as well as tourist apartments.

Tourist is a person who spends at least one night in an accommodation facility or some other object for accommodation of tourist, in a place other than his/her place of permanent residence for the reasons of rest or recreation, health, studies, sports, religion, family, business, public missions or meetings. Tourists do not include migrants, border workers, diplomats, member of military forces in the regular duty, refugees, etc.

Domestic tourist is a person with permanent residence in Montenegro who temporarily resides in any place of Montenegro, and spends at least one night in accommodation facility.

Foreign tourist is a person with permanent residence outside Montenegro, who temporarily resides in any place in Montenegro, and spends at least one night in an accommodation facility.

The data are published in line with the Statistical Release Calendar.

The last published data are considered preliminary, and become final within the defined deadline, as foreseen by the Statistical Release Calendar.

When using the data, state:

"Data source: Statistical Office of Montenegro - MONSTAT"

More data, as well as detailed methodological notes can be found in the section: [Tourism](#)