

RELEASE 26-2/2023

Release date:
30 March 2023

Arrivals and overnights of tourists, total

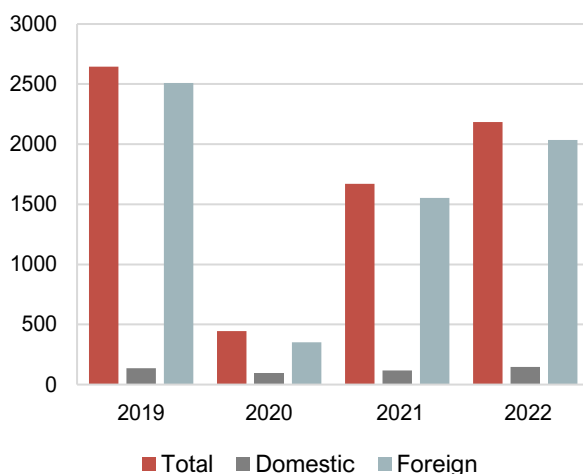
2022

In Montenegro, in 2022, tourists realised 2 183 975 arrivals and 12 428 787 overnights. Out of the total number of overnights, 95.5% were realized by foreign tourists, and 4.5% of overnights were realized by domestic tourists.

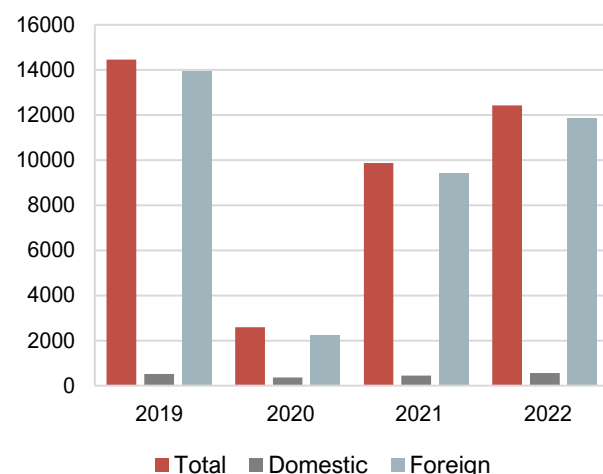
Concerning the structure of overnights of foreign tourists, in 2022, the most of them were realized by tourists from Serbia (25.5%), Russian Federation (16.4%), Bosnia and Herzegovina (9.9%), Germany (5.9%), Ukraine (4.9%), Kosovo (4.0%), and United Kingdom (3.3%). Tourists from other countries were realised 30.1% overnights.

Concerning the structure of overnights by type of resort, in 2022, most of them were realised in seaside resorts (93.8%), mountain resorts (2.0%), capital (2.9%), and other tourists resorts (1.3%).

Graph 1 Tourists arrivals, in thous.



Graph 2 Tourists overnights, in thous.



¹ Total tourist arrivals and overnights include tourist arrivals and overnights in collective and individual, or so-called "private accommodation". Data on tourist traffic in **collective accommodation** are published on a monthly basis, and the direct source of data are collective accommodation facilities (all types of hotels, resorts, pensions, motels, tourist resorts, hostels, etc.).

Data on tourist traffic in **individual, so-called "private accommodation"** is published annually, and the primary sources of information are data from Local Tourism Organizations in accordance with the Law on Tourist Organizations (Official Gazette of the Republic of Montenegro No 011/04 of 20.02.2004, 046/07 of 31.07. 2007, Official Gazette of Montenegro No 073/10 of 10 December 2010, 040/11 of 08/08/2011, 045/14 of 24 October 2014, 042/17 of 30 June 2017, 027/19 of 17 May 2019). Non-registered tourists are not the subject of the survey.

Table 1 Tourists arrivals and overnights by type of accommodation establishment, total 2022

	Arrivals			Overnights		
	Foreign	Domestic	Total	Foreign	Domestic	Total
	(1)	(2)	(3)=(1)+(2)	(1)	(2)	(3)=(1)+(2)
Total	2 036 403	147 572	2 183 975	11 867 590	561 197	12 428 787
Collective accommodation	1 025 642	140 333	1 165 975	3 787 237	528 457	4 315 694
Hotel	719 046	93 091	812 137	2 731 396	264 612	2 996 008
Garni hotel	45 048	3 661	48 709	129 415	8 318	137 733
Small hotel	130 198	16 887	147 085	356 239	46 803	403 042
Boutique hotel	47 742	2 415	50 157	128 139	4 465	132 604
All-suite hotel	7 733	581	8 314	39 405	2 348	41 753
Tourists resort	41 159	4 607	45 766	205 053	17 244	222 297
Motel	433	172	605	462	610	1 072
Inn and boarding house	1 775	43	1 818	9 996	204	10 200
Camp and camping site	10 155	143	10 298	38 085	569	38 654
Hostel	7 060	1 069	8 129	27 042	5 844	32 886
Ethno village	1 794	117	1 911	4 346	174	4 520
Vacation establishment and spa	13 499	17 547	31 046	117 659	177 266	294 925
Individual accommodation	1 010 761	7 239	1 018 000	8 080 353	32 740	8 113 093

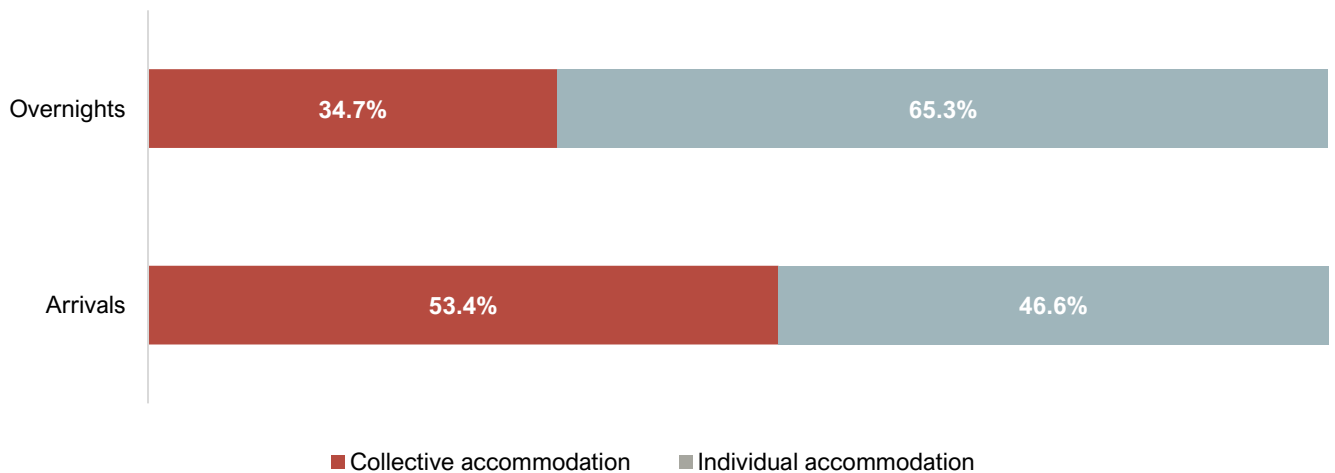
Graph 3 Structure of tourists arrivals and overnights in total accommodation, 2022

Table 2 Tourists arrivals and overnights by municipalities, total 2022

	Arrivals				Overnights			
	Foreign	Domestic	Total	Structure	Foreign	Domestic	Total	Structure
	(1)	(2)	(3)=(1)+(2)	(3) u %	(1)	(2)	(3)=(1)+(2)	(3) in %
Total	2 036 403	147 572	2 183 975	100.0	11 867 590	561 197	12 428 787	100.0
Andrijevica	582	185	767	0.0	2 878	381	3 259	0.0
Bar	207 772	11 351	219 123	10.0	1 895 458	39 971	1 935 429	15.6
Berane	3 392	2 572	5 964	0.3	4 841	3 695	8 536	0.1
Bijelo Polje	4 178	1 588	5 766	0.3	17 159	4 132	21 291	0.2
Budva	625 938	46 617	672 555	30.8	3 011 378	141 510	3 152 888	25.4
Cetinje	5 354	4 242	9 596	0.4	28 563	14 323	42 886	0.3
Danilovgrad	3 446	381	3 827	0.2	28 536	712	29 248	0.2
Gusinje	1 050	109	1 159	0.1	7 117	279	7 396	0.1
Herceg Novi	331 460	19 387	350 847	16.1	2 591 362	181 695	2 773 057	22.3
Kolasin	26 180	9 476	35 656	1.6	57 701	24 395	82 096	0.7
Kotor	192 753	4 200	196 953	9.0	1 074 829	12 066	1 086 895	8.7
Mojkovac	4 413	426	4 839	0.2	7 517	922	8 439	0.1
Niksic	9 356	2 723	12 079	0.6	18 280	7 994	26 274	0.2
Plav	399	3	402	0.0	5 500	90	5 590	0.0
Pljevlja	3 257	2 510	5 767	0.3	7 768	9 953	17 721	0.1
Pluzine	1 288	71	1 359	0.1	2 805	87	2 892	0.0
Podgorica	150 786	17 323	168 109	7.7	324 228	36 201	360 429	2.9
Rozaje	1 540	201	1 741	0.1	12 789	752	13 541	0.1
Savnik	2 015	164	2 179	0.1	6 247	304	6 551	0.1
Tivat	133 836	5 212	139 048	6.4	1 201 315	15 903	1 217 218	9.8
Tuzi	4 060	7	4 067	0.2	4 182	16	4 198	0.0
Ulcinj	287 882	10 713	298 595	13.7	1 453 483	43 030	1 496 513	12.0
Zabljak	35 466	8 111	43 577	2.0	103 654	22 786	126 440	1.0

Table 3 Foreign tourists arrivals and overnights by country of residence, total 2022

Country	Arrivals	Structure, in %	Overnights	Structure, in %
Foreign tourists	2 036 403	100.0	11 867 590	100.0
Europe	1 859 688	91.3	11 169 559	94.1
Albania	62 852	3.1	187 256	1.6
Austria	27 203	1.3	110 731	0.9
Belgium	22 345	1.1	80 902	0.7
Belarus	9 740	0.5	86 504	0.7
Bosnia and Herzegovina	211 314	10.4	1 177 370	9.9
Bulgaria	6 789	0.3	24 747	0.2
Czech Republic	13 871	0.7	67 310	0.6
Denmark	6 464	0.3	28 603	0.2
Estonia	6 727	0.3	40 096	0.3
Finland	7 350	0.4	31 652	0.3
France	75 861	3.7	327 928	2.8
Greece	7 227	0.4	18 640	0.2
Netherlands	22 249	1.1	85 896	0.7
Croatia	35 052	1.7	145 216	1.2
Ireland	8 192	0.4	35 202	0.3
Iceland	1 022	0.1	4 941	0.0
Italy	24 250	1.2	90 938	0.8
Cyprus	852	0.0	3 735	0.0
Kosovo	111 454	5.5	469 651	4.0
Latvia	4 348	0.2	26 093	0.2
Lithuania	9 813	0.5	53 516	0.5
Luxembourg	2 871	0.1	12 673	0.1
Hungary	31 177	1.5	153 424	1.3
Malta	779	0.0	2 792	0.0
Republic of North Macedonia	30 823	1.5	153 546	1.3
Norway	10 672	0.5	69 562	0.6
Germany	152 038	7.5	703 679	5.9
Poland	62 617	3.1	334 115	2.8
Portugal	3 427	0.2	11 096	0.1
Romania	19 836	1.0	84 378	0.7
Russian Federation	169 726	8.3	1 946 067	16.4
Slovakia	8 595	0.4	46 306	0.4
Slovenia	22 706	1.1	97 822	0.8
Serbia	434 949	21.4	3 024 926	25.5
Spain	12 945	0.6	36 510	0.3
Switzerland (including Liechtenstein)	22 879	1.1	98 279	0.8
Sweden	15 216	0.7	87 490	0.7
Turkey	43 536	2.1	193 391	1.6
Ukraine	56 667	2.8	581 987	4.9
United Kingdom	75 622	3.7	388 490	3.3
Other European countries	7 632	0.4	46 099	0.4
Non-European countries	176 715	8.7	698 031	5.9
South Africa	3 146	0.2	18 763	0.2
Other African countries	4 077	0.2	15 632	0.1
Canada	8 698	0.4	48 843	0.4
USA	39 087	1.9	163 884	1.4
Other Northern American countries	904	0.0	3 338	0.0
Argentina	752	0.0	3 655	0.0
Brazil	2 148	0.1	7 975	0.1
Chile	385	0.0	1 562	0.0
Other Central or South American countries	3 300	0.2	16 872	0.1
China (including Hong Kong)	8 256	0.4	19 294	0.2
Japan	686	0.0	2 342	0.0
Republic of Korea	973	0.0	2 567	0.0
Israel	56 042	2.8	186 006	1.6
India	3 360	0.2	9 815	0.1
Azerbaijan	2 864	0.1	14 650	0.1
United Arab Emirates	2 302	0.1	6 183	0.1
Other Asian countries	27 486	1.3	124 100	1.0
Australia	6 902	0.3	32 521	0.3
New Zealand	1 528	0.1	8 519	0.1
Oceania and other territories	3 819	0.2	11 510	0.1

METHODOLOGICAL NOTES

Survey on total tourist arrivals and overnight stays combines tourism traffic (arrivals and overnight stays) in the collective and in the individual / private accommodation.

Data on tourist traffic in collective accommodation (number of arrivals and overnight stays) have been collected by regular Monthly report on tourists arrivals and overnight stays in the collective accommodation establishments (form TU-11). Reports are made according to guest books which are led by receptions of collective accommodation establishments (all types of hotels, vacation facilities, boarding houses, motels, tourist resorts, hostels, etc.).

Since 2017 the methodology for calculating individual accommodation, in the process of data collection and processing, has included the following data sources: administrative databases (Local Tourism Organizations, Ministry of the Interior, Ministry of Sustainable Development and Tourism, National Tourism Organization, Secretariats of Local Self-Government) and statistical sources and records. The newly established administrative data sources are the result of new legislation, such as the register of residence registration (ie. Database RB90) under the jurisdiction of the Ministry of the Interior (regulated by the Law on Foreigners).

Non-registered tourists are not subject of this survey.

The aim of the survey on total arrivals and overnight stays is to provide basic information about the scope of traffic (arrivals and overnight stays) of domestic and foreign tourists.

The survey collects data on:

- Number of arrivals and overnight stays of domestic and foreign tourists in all accommodation establishments in Montenegro;
- Structure of arrivals and overnight stays of foreign tourists by country of residence in all accommodation establishments in Montenegro.

The survey covers all official data of catering establishments in the territory of Montenegro which provides accommodation services in houses and rooms for rent, as well as tourist apartments.

Tourist is a person who spends at least one night in an accommodation facility or some other object for accommodation of tourist, in a place other than his/her place of permanent residence for the reasons of rest or recreation, health, studies, sports, religion, family, business, public missions or meetings. Tourists do not include migrants, border workers, diplomats, member of military forces in the regular duty, refugees, etc.

Domestic tourist is a person with permanent residence in Montenegro who temporarily resides in any place of Montenegro, and spends at least one night in accommodation facility.

Foreign tourist is a person with permanent residence outside Montenegro, who temporarily resides in any place in Montenegro, and spends at least one night in an accommodation facility.

The data are published in line with the Statistical Release Calendar.

The last published data are considered preliminary, and become final within the defined deadline, as foreseen by the Statistical Release Calendar.

When using the data, state:

"Data source: Statistical Office of Montenegro - MONSTAT"

More data, as well as detailed methodological notes can be found in the section: [Tourism](#)