

RELEASE 26/2024

Release date:
28 February 2024

Preliminary data

Arrivals and overnights of tourists, total¹

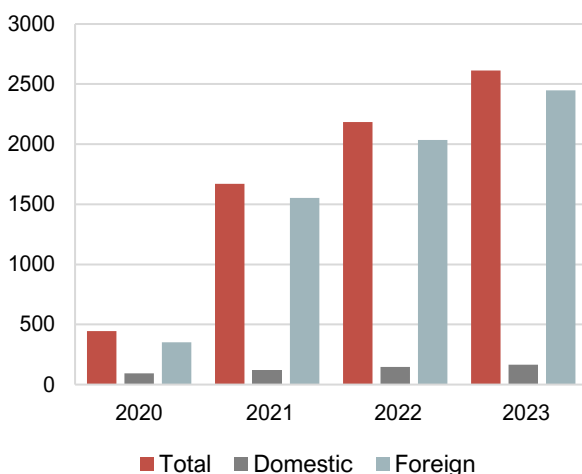
2023

In Montenegro, in 2023, tourists realised 2 613 306 arrivals and 16 389 279 overnights . Of the total number of overnights, 96.3%, were realized by foreign tourists, and 3.7% of overnights were realized by domestic tourists.

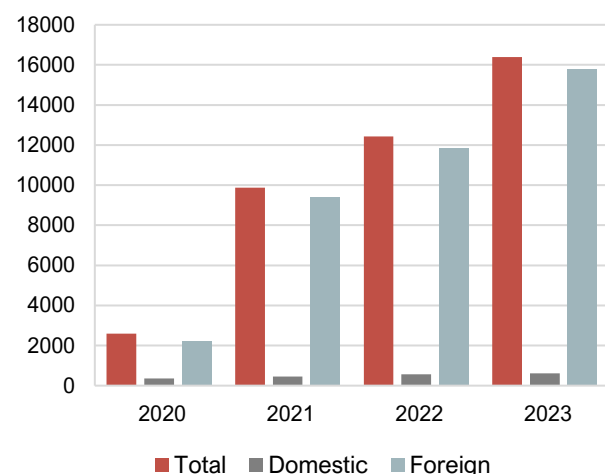
Concerning the structure of overnights of foreign tourists, in 2023, the most of them were realized by tourists from Russian Federation (23.6%), Serbia (21.5%), Bosnia and Herzegovina (8.5%), Germany (4.9%), Ukraine (4.1%), Kosovo (3.6%), and Turkey (2.9%). Tourists from other countries were realised 31.0% overnights.

Concerning the structure of overnights by type of resort, in 2023, most of them were realised in seaside resorts (94.3%), mountain resorts (2.0%), capital (2.4%), and other tourists resorts (1.4%).

Graph 1. Tourists arrivals, in thous.



Graph 2. Tourists overnights, in thous.



¹ Total tourist arrivals and overnights include tourist arrivals and overnights in collective and individual, or so-called 'private accommodation'. Data on tourist traffic in **collective accommodation** are published on a monthly basis, and the direct source of data are collective accommodation facilities (all types of hotels, resorts, pensions, motels, tourist resorts, hostels, etc.).

Data on tourist traffic in **individual, so-called 'private accommodation'** is published annually, and the primary sources of information are data from Local Tourism Organizations in accordance with the Law on Tourist Organizations (Official Gazette of the Republic of Montenegro No 011/04 of 20.02.2004, 046/07 of 31.07. 2007, Official Gazette of Montenegro No 073/10 of 10 December 2010, 040/11 of 08/08/2011, 045/14 of 24 October 2014, 042/17 of 30 June 2017, 027/19 of 17 May 2019). Non-registered tourists are not the subject of the survey.

Table 1. Tourists arrivals and overnights by type of accommodation establishment, total 2023

	Arrivals			Overnights		
	foreign	domestic	total	foreign	domestic	total
	(1)	(2)	(3)=(1)+(2)	(1)	(2)	(3)=(1)+(2)
Total	2 447 103	166 203	2 613 306	15 778 818	610 461	16 389 279
Collective accommodation	1 278 125	158 021	1 436 146	4 560 288	564 693	5 124 981
Hotel	911 148	110 424	1 021 572	3 341 065	322 783	3 663 848
Garni hotel	55 129	3 664	58 793	143 486	7 356	150 842
Small hotel	154 453	17 380	171 833	391 503	44 992	436 495
Boutique hotel	53 928	3 007	56 935	140 658	5 739	146 397
All-suite hotel	8 790	660	9 450	38 782	2 681	41 463
Tourists resort	54 438	7 113	61 551	283 815	28 650	312 465
Motel	464	41	505	536	41	577
Inn and boarding house	2 306	15	2 321	12 820	32	12 852
Camp and camping site	11 335	241	11 576	45 474	1 000	46 474
Hostel	9 237	869	10 106	39 446	3 186	42 632
Ethno village	2 842	128	2 970	4 976	179	5 155
Vacation establishment and spa	14 055	14 479	28 534	117 727	148 054	265 781
Individual accommodation	1 168 978	8 182	1 177 160	11 218 530	45 768	11 264 298

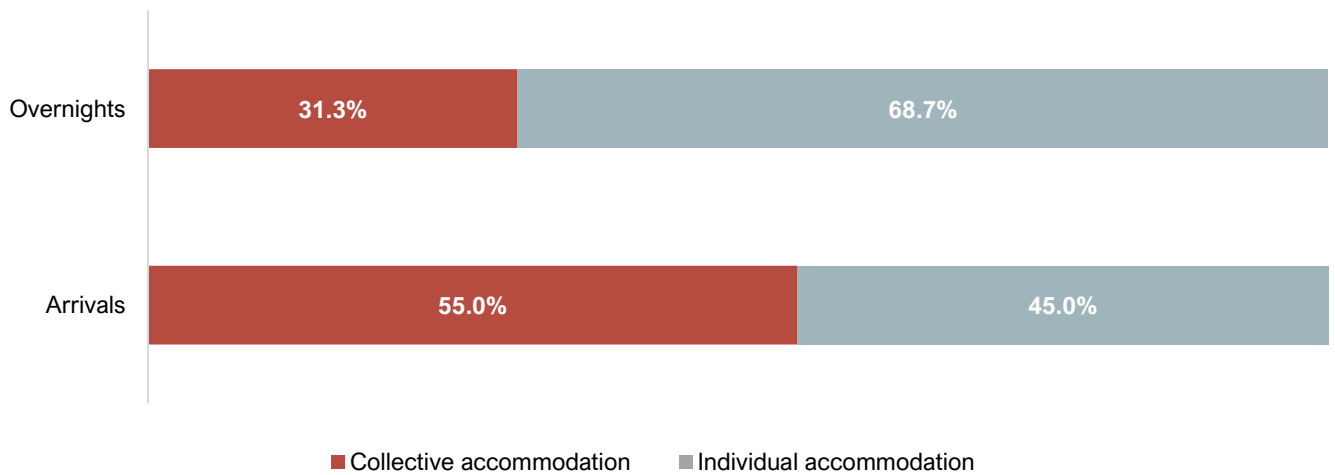
Graph 3. Structure of tourists arrivals and overnights in total accommodation, 2023

Table 2. Tourists arrivals and overnights by municipalities, total 2023

	Arrivals				Overnights			
	foreign	domestic	total	structure	foreign	domestic	total	structure
	(1)	(2)	(3)=(1)+(2)	(3) u %	(1)	(2)	(3)=(1)+(2)	(3) u %
Total	2 447 103	166 203	2 613 306	100.0	15 778 818	610 461	16 389 279	100.0
Andrijevica	829	514	1 343	0.1	2 945	872	3 817	0.0
Bar	250 568	12 912	263 480	10.1	2 347 302	41 755	2 389 057	14.6
Berane	3 631	3 004	6 635	0.3	5 390	4 800	10 190	0.1
Bijelo Polje	3 529	1 502	5 031	0.2	16 196	3 483	19 679	0.1
Budva	798 943	53 663	852 606	32.6	5 414 822	169 850	5 584 672	34.1
Cetinje	8 883	5 243	14 126	0.5	51 788	19 818	71 606	0.4
Danilovgrad	5 031	390	5 421	0.2	39 687	702	40 389	0.2
Gusinje	2 424	61	2 485	0.1	12 574	686	13 260	0.1
Herceg Novi	371 093	18 612	389 705	14.9	2 882 311	152 606	3 034 917	18.5
Kolasin	37 685	9 684	47 369	1.8	101 219	22 621	123 840	0.8
Kotor	231 276	5 270	236 546	9.1	1 279 730	13 902	1 293 632	7.9
Mojkovac	6 422	495	6 917	0.3	15 497	1 067	16 564	0.1
Niksic	13 305	3 170	16 475	0.6	25 195	7 117	32 312	0.2
Plav	664	13	677	0.0	9 993	155	10 148	0.1
Pljevlja	4 648	2 789	7 437	0.3	13 792	7 971	21 763	0.1
Pluzine	1 521	43	1 564	0.1	2 654	62	2 716	0.0
Podgorica	175 423	16 445	191 868	7.3	362 144	33 541	395 685	2.4
Rozaje	1 728	1 375	3 103	0.1	14 977	13 806	28 783	0.2
Savnik	5 137	230	5 367	0.2	13 184	502	13 686	0.1
Tivat	154 998	5 866	160 864	6.2	1 293 836	18 216	1 312 052	8.0
Tuzi	4 636	17	4 653	0.2	5 106	81	5 187	0.0
Ulcinj	326 509	17 606	344 115	13.2	1 759 766	78 013	1 837 779	11.2
Zabljak	35 109	7 075	42 184	1.6	104 923	18 580	123 503	0.8
Zeta	3 111	224	3 335	0.1	3 787	255	4 042	0.0

Table 3. Foreign tourists arrivals and overnights by country of residence, total 2023

Country	Arrivals	Structure, in %	Overnights	Structure, in %
Foreign tourists	2 447 103	100.0	15 778 818	100.0
Europe	2 185 401	89.3	14 766 801	93.6
Albania	56 986	2.3	188 602	1.2
Austria	27 868	1.1	120 474	0.8
Belgium	28 477	1.2	94 226	0.6
Belarus	9 563	0.4	102 090	0.6
Bosnia and Herzegovina	221 201	9.0	1 336 339	8.5
Bulgaria	11 078	0.5	37 353	0.2
Czech Republic	21 324	0.9	119 100	0.8
Denmark	15 940	0.7	60 439	0.4
Estonia	12 252	0.5	71 698	0.5
Finland	16 610	0.7	60 358	0.4
France	96 461	3.9	417 471	2.6
Greece	8 707	0.4	20 232	0.1
Netherlands	32 400	1.3	122 013	0.8
Croatia	40 495	1.7	163 069	1.0
Ireland	7 082	0.3	34 934	0.2
Iceland	793	0.0	4 369	0.0
Italy	27 807	1.1	98 935	0.6
Cyprus	1 121	0.0	4 923	0.0
Kosovo	122 167	5.0	567 690	3.6
Latvia	6 295	0.3	39 123	0.2
Lithuania	18 499	0.8	98 333	0.6
Luxembourg	2 736	0.1	13 413	0.1
Hungary	37 038	1.5	182 288	1.2
Malta	713	0.0	3 233	0.0
Republic of North Macedonia	33 489	1.4	187 945	1.2
Norway	18 430	0.8	95 088	0.6
Germany	152 158	6.2	768 254	4.9
Poland	84 741	3.5	459 460	2.9
Portugal	4 015	0.2	12 011	0.1
Romania	21 731	0.9	98 050	0.6
Russian Federation	246 653	10.1	3 717 113	23.6
Slovakia	12 478	0.5	68 947	0.4
Slovenia	25 321	1.0	115 239	0.7
Serbia	438 519	17.9	3 397 272	21.5
Spain	17 608	0.7	41 917	0.3
Switzerland (including Liechtenstein)	23 961	1.0	104 425	0.7
Sweden	27 854	1.1	140 149	0.9
Turkey	94 659	3.9	449 993	2.9
Ukraine	63 007	2.6	644 114	4.1
United Kingdom	89 013	3.6	455 226	2.9
Other European countries	8 151	0.3	50 893	0.3
Non-European countries	261 702	10.7	1 012 017	6.4
South Africa	2 279	0.1	17 115	0.1
Other African countries	7 924	0.3	28 992	0.2
Canada	10 402	0.4	64 158	0.4
USA	48 898	2.0	207 000	1.3
Other Northern American countries	1 586	0.1	7 330	0.0
Argentina	1 043	0.0	6 618	0.0
Brazil	3 582	0.1	12 207	0.1
Chile	617	0.0	2 415	0.0
Other Central or South American countries	3 946	0.2	19 420	0.1
China (including Hong Kong)	32 277	1.3	55 911	0.4
Japan	2 063	0.1	5 183	0.0
Republic of Korea	4 442	0.2	7 266	0.0
Israel	65 501	2.7	245 713	1.6
India	5 390	0.2	14 988	0.1
Azerbaijan	5 277	0.2	34 095	0.2
United Arab Emirates	5 664	0.2	19 376	0.1
Other Asian countries	41 671	1.7	188 964	1.2
Australia	12 878	0.5	55 476	0.4
New Zealand	2 264	0.1	10 008	0.1
Oceania and other territories	3 998	0.2	9 782	0.1

METHODOLOGICAL NOTES

Survey on total tourist arrivals and overnight stays combines tourism traffic (arrivals and overnight stays) in the collective and in the individual / private accommodation.

Data on tourist traffic in collective accommodation (number of arrivals and overnight stays) have been collected by regular Monthly report on tourists' arrivals and overnight stays in the collective accommodation establishments (form TU-11). Reports are made according to guest books which are led by receptions of collective accommodation establishments (all types of hotels, vacation facilities, boarding houses, motels, tourist resorts, hostels, etc.).

Since 2017 the methodology for calculating individual accommodation, in the process of data collection and processing, has included the following data sources: administrative databases (Local Tourism Organizations, Ministry of the Interior, Ministry of Sustainable Development and Tourism, National Tourism Organization, Secretariats of Local Self-Government) and statistical sources and records. The newly established administrative data sources are the result of new legislation, such as the register of residence registration (i.e. Database RB90) under the jurisdiction of the Ministry of the Interior (regulated by the Law on Foreigners).

Non-registered tourists are not subject of this survey.

The aim of the survey on total arrivals and overnight stays is to provide basic information about the scope of traffic (arrivals and overnight stays) of domestic and foreign tourists.

The survey collects data on:

- Number of arrivals and overnight stays of domestic and foreign tourists in all accommodation establishments in Montenegro;
- Structure of arrivals and overnight stays of foreign tourists by country of residence in all accommodation establishments in Montenegro.

The survey covers all official data of catering establishments in the territory of Montenegro which provides accommodation services in houses and rooms for rent, as well as tourist apartments.

Tourist is a person who spends at least one night in an accommodation facility or some other object for accommodation of tourist, in a place other than his/her place of permanent residence for the reasons of rest or recreation, health, studies, sports, religion, family, business, public missions or meetings. Tourists do not include migrants, border workers, diplomats, member of military forces in the regular duty, refugees, etc.

Domestic tourist is a person with permanent residence in Montenegro who temporarily resides in any place of Montenegro, and spends at least one night in accommodation facility.

Foreign tourist is a person with permanent residence outside Montenegro, who temporarily resides in any place in Montenegro, and spends at least one night in an accommodation facility.

The data are published in line with the Statistical Release Calendar.

The last published data are considered preliminary, and become final within the defined deadline, as foreseen by the Statistical Release Calendar.

When using the data, state:

"Data source: Statistical Office of Montenegro - MONSTAT"

More data, as well as detailed methodological notes can be found in the section: [Tourism](#)