

RELEASE 49/2023

Release date:
27 April 2023

Marriages and divorces in Montenegro

2022

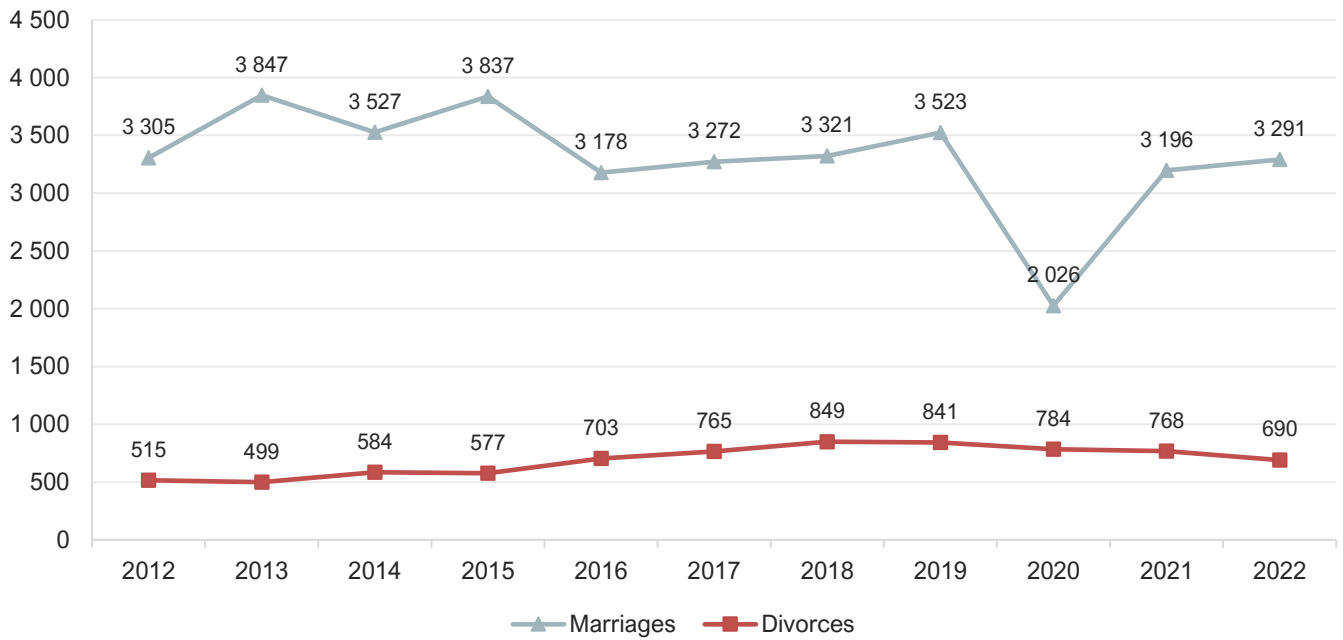
Statistics of marriages aim to produce the data that allow basic demographic analysis of population at the level of Montenegro and municipalities. The data are the basis for the calculation of a series of analytical demographic indicators.

In 2022, in Montenegro, there were 3 291 marriages and 690 divorces.

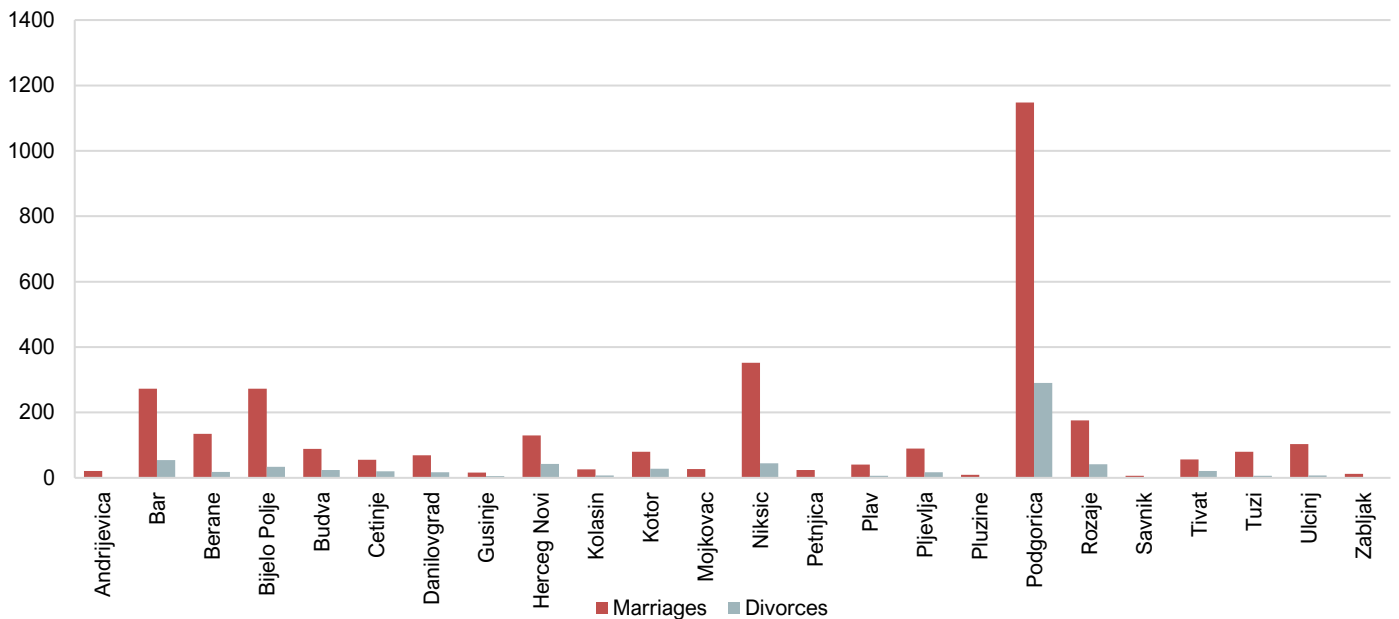
The number of marriages in 2022 is 3.0% higher than in the 2021. The statistics of marriages in 2022 show lower number of divorces by 10.2%, compared to 2021.

Table 1. Marriages and divorces, Montenegro

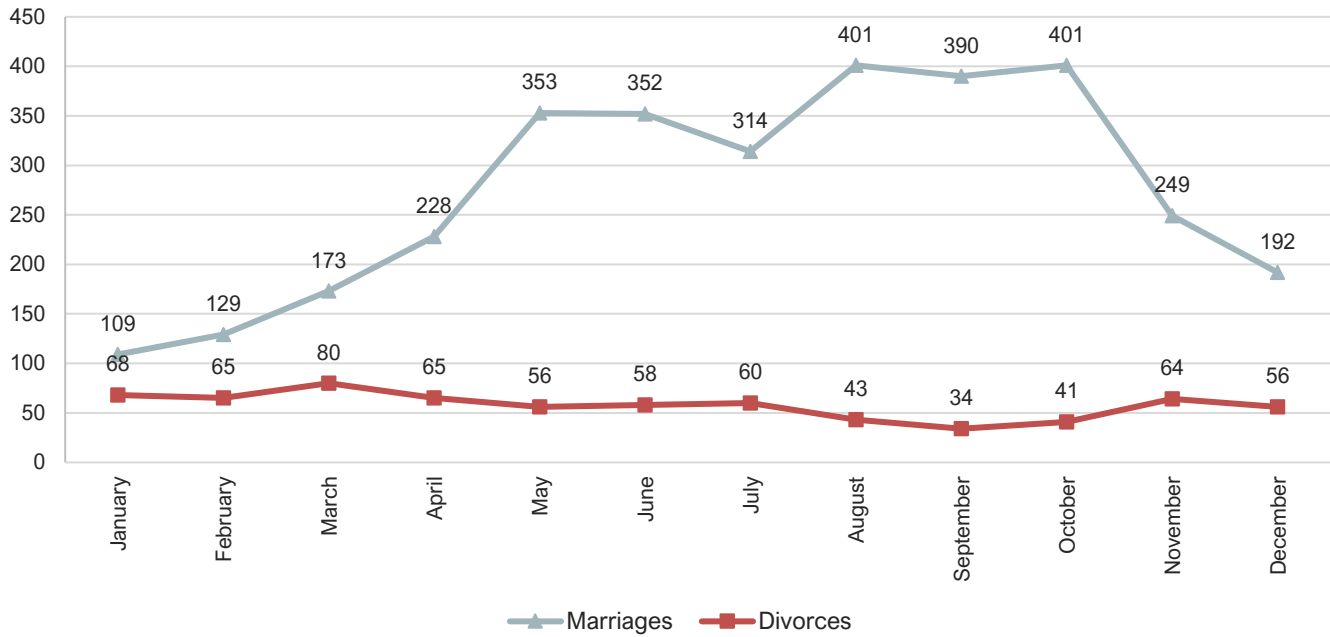
	1990	2000	2019	2020	2021	2021
Marriages	3 853	3 866	3 523	2 026	3 196	3 291
Divorces	324	435	841	784	768	690
Number of divorces per 1 000 marriages	84.1	112.5	238.7	387.0	240.3	209.7
Average age at first marriage						
Bride	24	25	28	28	28	28
Groom	29	30	31	32	31	32

Chart 1. Marriages and divorces, 2012-2022

- In the observed period, the highest number of marriages was in 2013 when there were 3 847 marriages, while the highest number of divorces was in 2018 when there were 849 divorces.

Chart 2. Marriages and divorces by municipalities, 2022

- The highest number of marriages by municipalities is in Podgorica (1 148), while the lowest one is in Savnik (6 marriages).
- In Podgorica were the highest number of divorced, 290 marriages, while there are no divorces in Petnjica and Pluzine.

Chart 3. Marriages and divorces by months, 2022

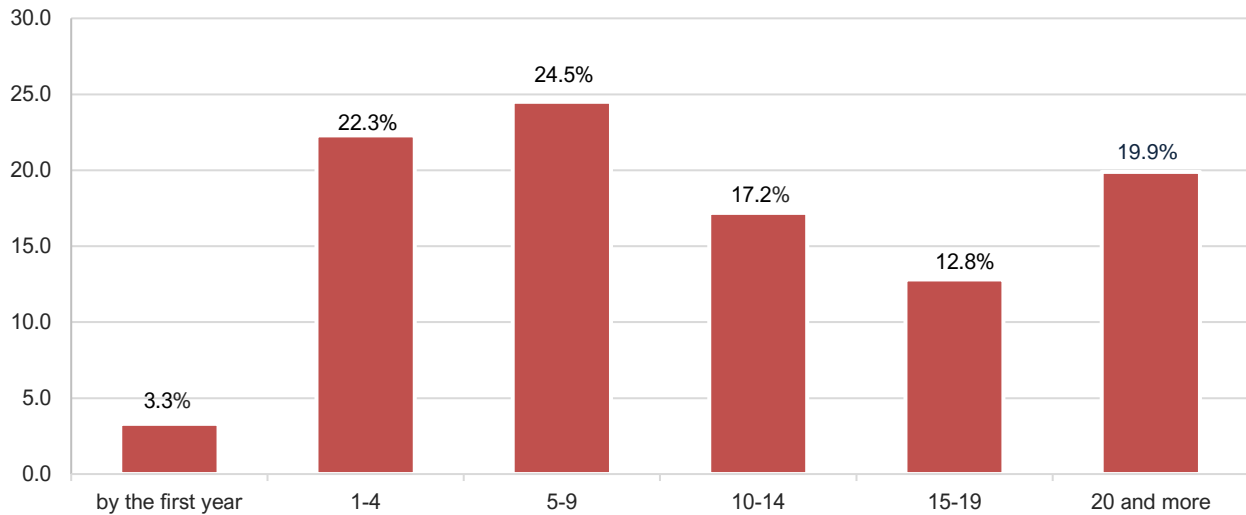
In August and October there were 401 marriages, which makes in the same time the highest number of marriages by months. It is 12.2% out of the total number of marriages.

The largest number of divorces occurred in March (80).

The average age of bride at the first marriage was 28 years, and for a groom 32 years of age.

Out of the total number of marriages:

- For 92.3% of brides (3 038), and 91.6% of grooms (3 014) it was the first marriage;
- For 5.7% of brides (189) and 6.4% of grooms (210) it was the second marriage;
- For 0.5% of brides (17) and 0.6% of grooms (20) it was the third and over marriage;
- There was no information about the previous marital status for 1.4% (47) brides and grooms.

Chart 4. Divorces by duration of marriages, 2022

The average duration of divorces was 12 years.

- Out of the total number of divorces, there are 3.3% of divorces in the first year of marriage;
- 46.8% of divorces lasted 1 to 9 years;
- In period from 10-19 years, there were 30% divorces;
- 19.9% were the divorces happened after 20 and more years of marriage.

At the moment of divorce, an average age of women was 39, and 43 of men. In 2022, the highest number of marriages ending in divorce are marriages with children, 395 (57.2%) divorces, and 295 (42.8%) marriages without children ending in divorce. Out of the total number of divorces with dependent children, in 85.3% of cases there were one child or two children, and in 14.7% of cases three and more dependent children.

The exercise of parental rights over the highest number of dependent children was entrusted to mother, 67.8% of cases out of the total number of divorces with children. There were entrusted in 9.1% to father; in 14.9% to parents, 0.3% to other persons, and institution, and unknown in 7.8%.

METHODOLOGICAL NOTES

Statistics of marriages aim to produce the data that allow basic demographic analysis of the population at the level of Montenegro or municipalities. The survey collects data on marriage, as well as basic demographic data on persons that entered into marriage.

The divorce statistics aims to produce data that allow basic demographic analysis of the population at the level of Montenegro or municipalities. The survey collects data on marriage, basic demographic data on persons who are divorcing, and data on their children.

Data are the basis for calculating the number of analytical demographic indicators used for the purpose of making the analysis of any current or future structure of the population.

Data source

Data on marriages are collected by municipality local offices. Data on divorces are collected in courts with jurisdiction over the divorce.

Coverage and comparability

Data on marriages and divorces are collected and processed in accordance with the definition of the total population, according to the international (UN, Eurostat). According to this definition, data on marriages and divorces are processed since 2005. When comparing the data, there should be considered a change in definition of total population.

According to the regulations on keeping registers, cases of entering into marriage must be entered in the register of the area in which they occur, regardless of whether persons live in this area or not. Are-grouping is done in the processing of statistical surveys, so that the results are reported by place of permanent residence, and divorces by the last place of common residence.

Observation unit in the statistics of marriages is every lawful marriage, and in statistics of divorces every marriage which is by a final judgment of a competent court ended in divorce.

Definitions and explanations

Marriage is a legally regulated life union between woman and man.

Divorce is a marriage ended in divorce by the final judgment of a competent court.

Marital status only considers the legal marital status to be classified by this type of characteristics. This means that married persons are those persons who were in marriage, taken in line with law provisions, during the observed phenomena, and that divorced persons are those whose marriage ended in divorce by law.

Age – is expressed in reached years of age in all tables of this release. It is calculated on the basis of person's date of birth of persons and date of case occurred. Age in the most tables is reported in the five-year age groups.

When using the data, state:

"Data source: Statistical Office - MONSTAT"

More data, as well as detailed methodological notes can be found in the section: [Marriages and divorces](#)

Prepared by: Sonja JOVANOVIĆ

Department: Demography and Migration Statistics Department
contact@monstat.org

Contact for media:
mediji@monstat.org ✉

@monstat_me 🐦

MONSTAT – Statistical Office of Montenegro in