

RELEASE 56/2024

Release date:
30 April 2024

Marriages and divorces in Montenegro

2023

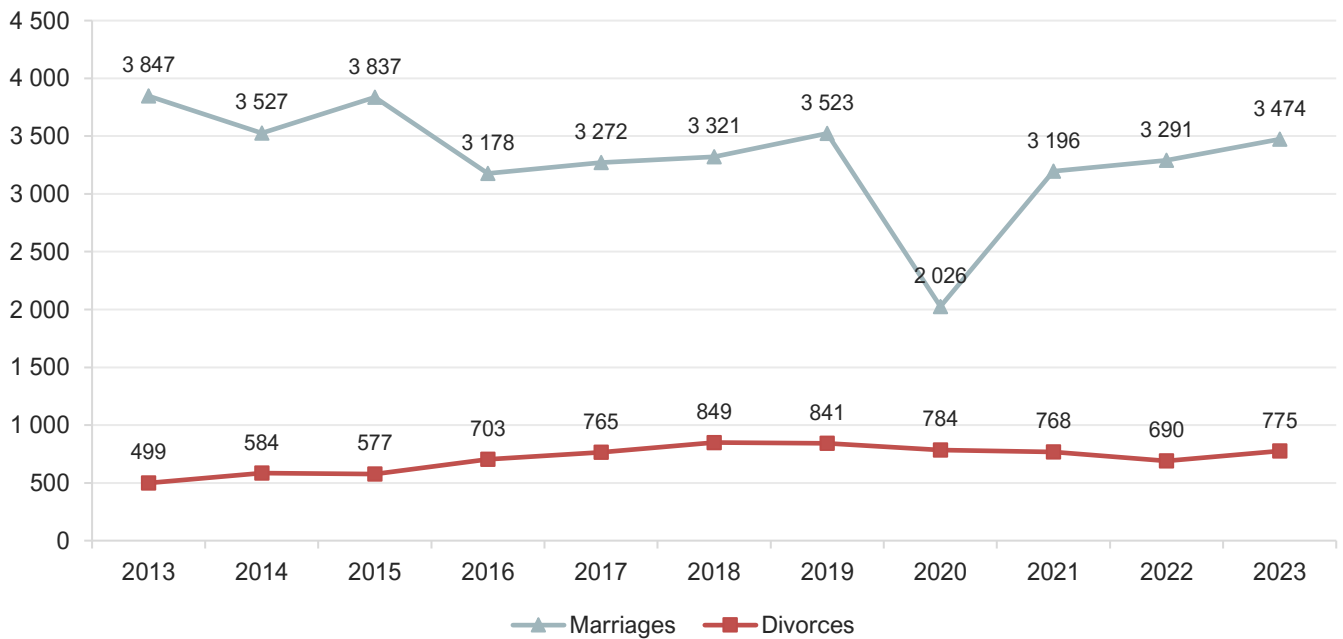
Statistics of marriages and divorces aims to produce data that provide basic demographic analyses of population at the level of Montenegro and municipalities. The data are the basis for the calculation of a series of analytical demographic indicators.

In 2023 in Montenegro were 3 474 marriages and 775 divorces.

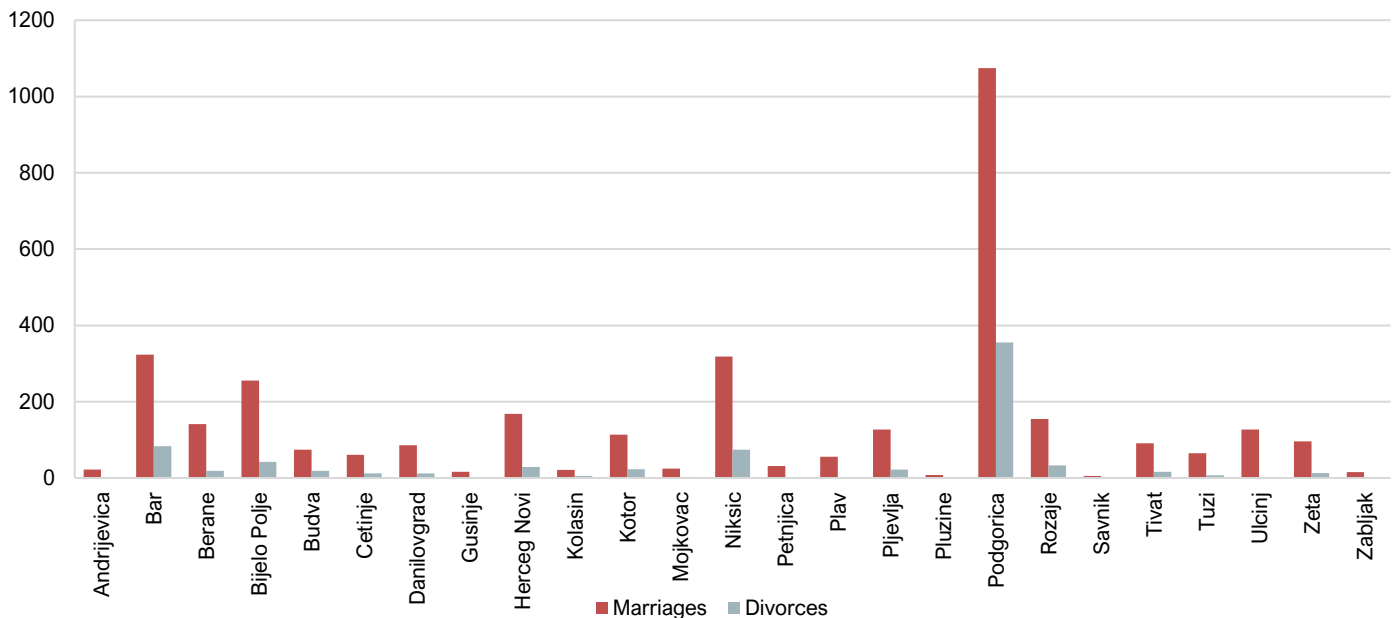
The number of marriages in 2023 is 5.6% higher than in 2022. The number of divorces in 2023 is 12.3% higher than in 2022.

Table 1. Marriages and divorces, Montenegro

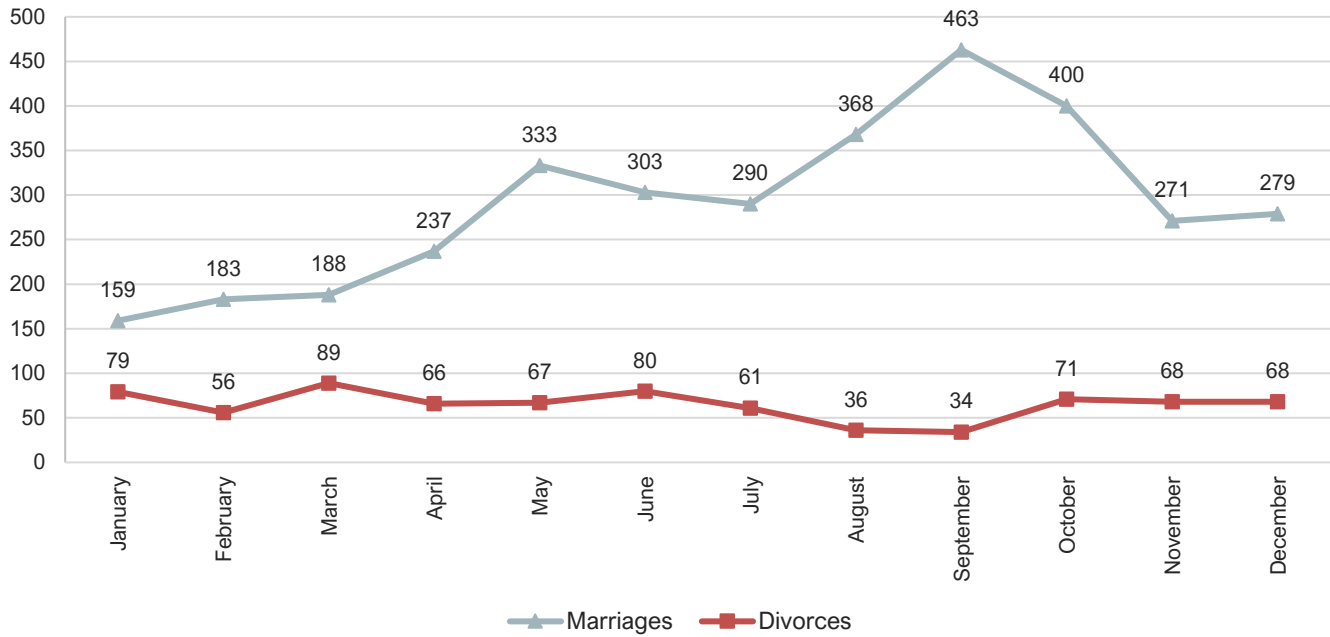
	1990	2000	2019	2021	2022	2023
Marriages	3 853	3 866	2 026	3 196	3 291	3 474
Divorces	324	435	784	768	690	775
Number of divorces per 1 000 marriages	84.1	112.5	387.0	240.3	209.7	223.1
Average age at first marriage						
Bride	24	25	28	28	28	28
Groom	29	30	32	31	32	31

Chart 1. Marriages and divorces, 2013-2023

In the observed period, the highest number of marriages was in 2013 when there were 3 847 marriages, while the highest number of divorces was in 2018 when there were 849 divorces.

Chart 2. Marriages and divorces by municipalities, 2023

- The highest number of marriages by municipalities is in Podgorica (1 074), while the lowest one is in Savnik (5).
- Podgorica records 355 divorces, while no divorce is recorded in Savnik and Pluzine.

Chart 3. Marriages and divorces by months, 2023

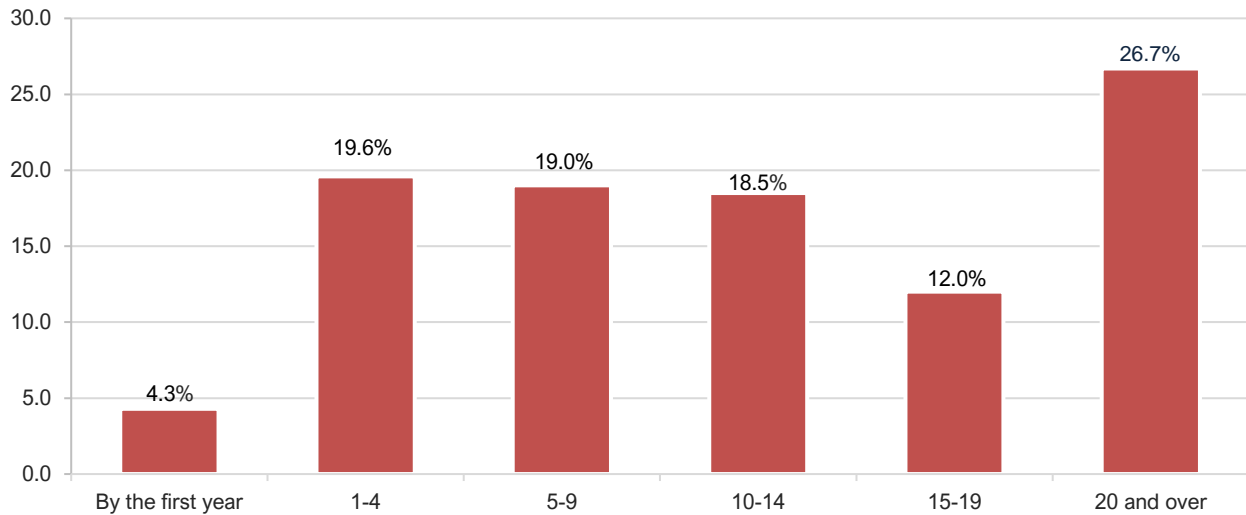
There were 463 marriages registered in September, which is in the same time the highest number of marriages by months. In percentage, it makes 13.3% out of the total number of marriages.

The highest number of divorces occurred in March (89).

The average age of bride at the first marriage is 28 years, and of groom is 31 years.

Out of the total number of marriages:

- The first marriage was registered for 92.1% of brides (3 199), and for 91.3% of grooms (3 171);
- The second marriage was for 6.7% of brides (232), and 6.9% of grooms (239);
- For 0.4% of brides (15), and 1.0% of grooms (36) it was the third marriage and over;
- There was no information about the previous marital status for 0.8% (28) brides and grooms.

Chart 4. Divorces by duration of marriage, 2023

The average duration of marriages which ended in divorce was 13 years.

- Out of the total number of divorces, there were registered 4.3% of divorces in the first year of marriage;
- 38.6 % of marriages lasted 1 to 9 years;
- In period of 10-19 years of marriage there occurred 30.5% divorces;
- 26.7% divorces occurred after 20 years of marriage and over.

The average age of women when divorced is 40 years, and of divorced men is 44. In 2023, the highest number of divorces were registered among married couples with children, 454 or 58.6% divorces. Divorced couples without children were 321 or 41.4% out of the total number of divorces. Out of the total number of divorced couples with dependent children, there were 85% of cases with one or two children, and 15% with three and more dependent children.

The exercise of parental rights over the highest number of dependent children was entrusted to mother, or in 68.7% of cases out of the total number of divorces with children. There were 7.5% was entrusted to father; 9.3% were entrusted to parents; 0.9% to other persons and institution, and 13.7% cases with no information to whom children were entrusted.

METHODOLOGICAL NOTES

Statistics of marriages aim to produce data that allow basic demographic analysis of the population at the level of Montenegro or municipalities. The survey collects data on marriage, as well as basic demographic data on persons who get marriage.

Divorce statistics aims to produce data that allow basic demographic analysis of the population at the level of Montenegro or municipalities. The survey collects data on marriage, basic demographic data on persons who are divorcing and the data on their children.

Data are the basis for calculating the number of analytical demographic indicators used for the purpose of making the analysis of any current or future structure of the population.

Data sources

Data on marriages are collected by registry office of local self-government units, in line with the Law on Official Statistics and Official Statistical System. The data source on divorces is municipal courts with jurisdiction over the divorce.

Coverage and comparability

Data on marriages and divorces are collected and processed in accordance with the definition of the total population, according to the international recommendations (UN, Eurostat). According to this definition, data on marriages and divorces are processed since 2005. When comparing the data, the change of definition of the total population should be considered. Namely, according to the regulations on keeping registers, cases of marriage must be entered in the register of the area in which they occurred, regardless of whether people live in this area or not. In the processing of statistical surveys, a regrouping is done so that the results are reported by place of permanent living, and divorces by the last place of joint residence of divorced couple.

In the statistics of marriages, the observation unit is every lawful marriage, and in the statistics of divorces this is every marriage ended in divorce by the final judgment of a competent court.

Definitions and explanations

Marriage is a life community of woman and men regulated by the law.

Divorce is a marriage ended by the final judgment of a competent court.

Marital status - only the legal marital status is considered for classifying by this characteristic. This means that married person is person who is married in line with legal provisions during the observation of the phenomenon, and divorced person is a person whose marriage is legally dissolved.

Age - in all tables of this release is expressed in completed years of age. It is calculated on the basis of date of birth of persons, and date of case occurrence. In majority of tables, the age is reported within five-year age groups.

When using the data, state:

"Data source: Statistical Office - MONSTAT"

More data, as well as detailed methodological notes can be found in the section: [Marriages and divorces](#)

Prepared by: Sonja JOVANOVIĆ

Department: Demography and Migration Statistics Department
contact@monstat.org

Contact for media:
mediji@monstat.org ✉

@monstat_me 🐦

MONSTAT – Statistical Office of Montenegro in