

RELEASE 56/2025

Release date:
30 April 2024

Marriages and divorces in Montenegro

2024

Statistics of marriages aims to produce the data that allow basic demographic analysis of population at the level of Montenegro and municipalities. The data are the basis for the calculation of a series of analytical demographic indicators.

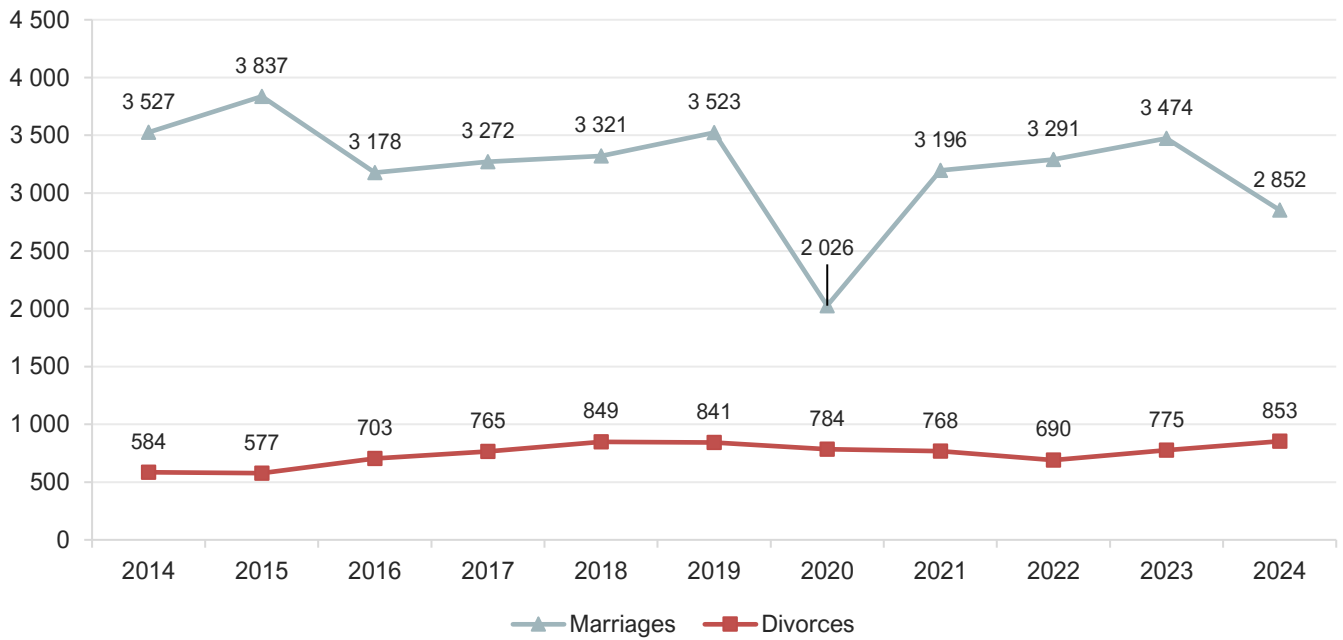
In 2024 in Montenegro there were 2 852 marriages and 853 divorces.

Number of marriages in 2024 decreased by 17.9% compared to 2023. Number of divorces in 2024 increased by 10.1% compared to 2023.

Table 1. Marriages and divorces, Montenegro

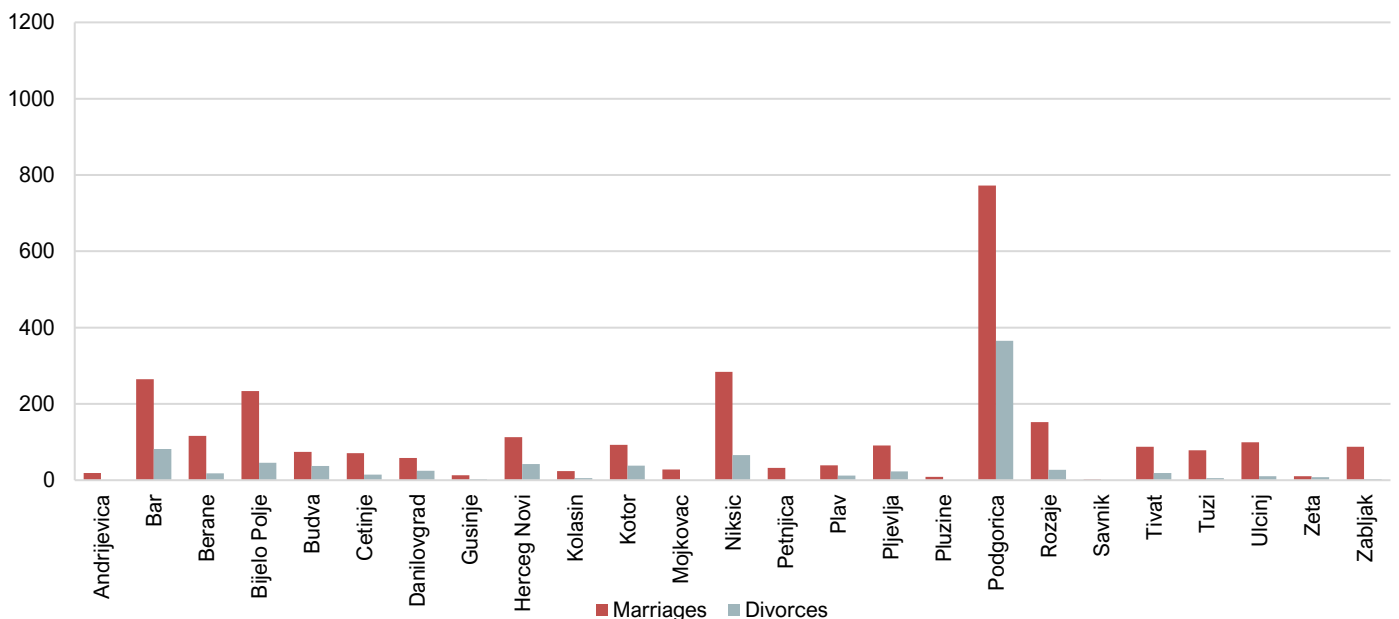
	1990	2000	2020	2022	2023	2024
Marriages	3 853	3 866	2 026	3 291	3 474	2 852
Divorces	324	435	784	690	775	853
Number of divorces per 1 000 marriages	84.1	112.5	387.0	209.7	223.1	299.1
Average age at first marriage						
Bride	24	25	28	28	28	29
Groom	29	30	32	32	31	31

Chart 1. Marriages and divorces, 2014-2024

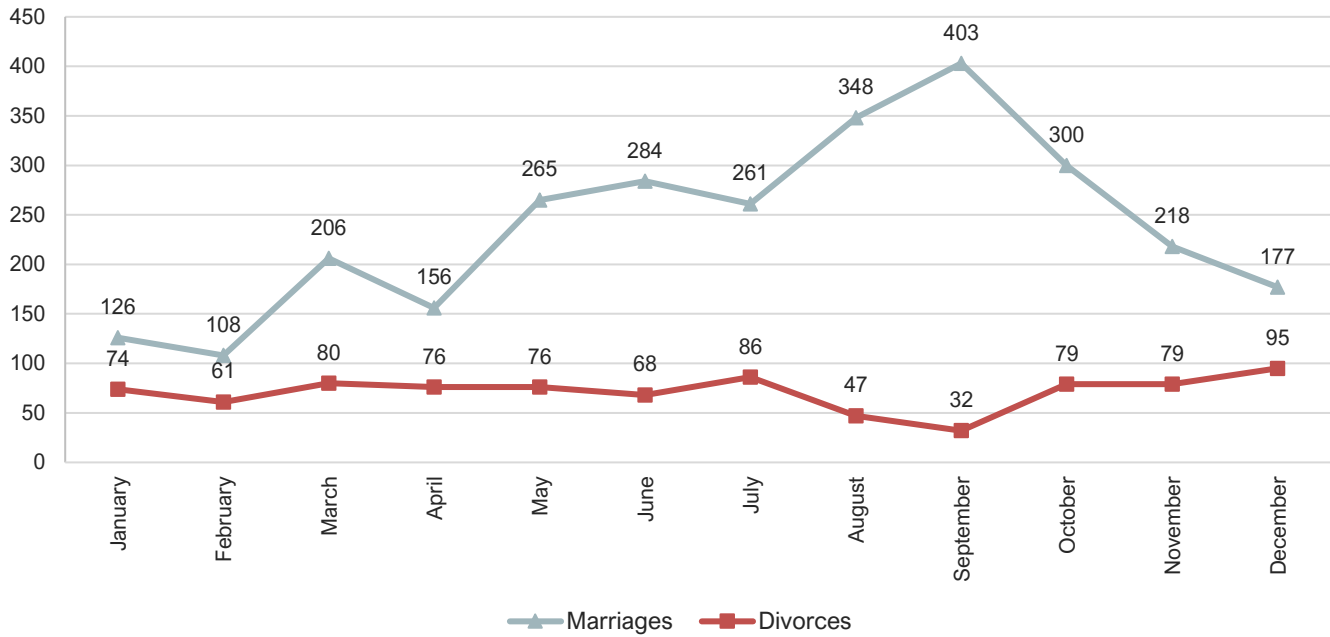


In the observed period, the highest number of marriages was in 2015 when there were 3 837 marriages, while the highest number of divorces was in 2024 when there were 853 divorces.

Chart 2. Marriages and divorces by municipalities, 2024



- The highest number of marriages by municipalities is in Podgorica 772, while the smallest is in Savnik, 2 marriages.
- In Podgorica were the highest number of divorced, 365 marriages, while there are no divorces in Savnik, Pluzine, Petnjica, and Andrijevica.

Chart 3. Marriages and divorces by months, 2024

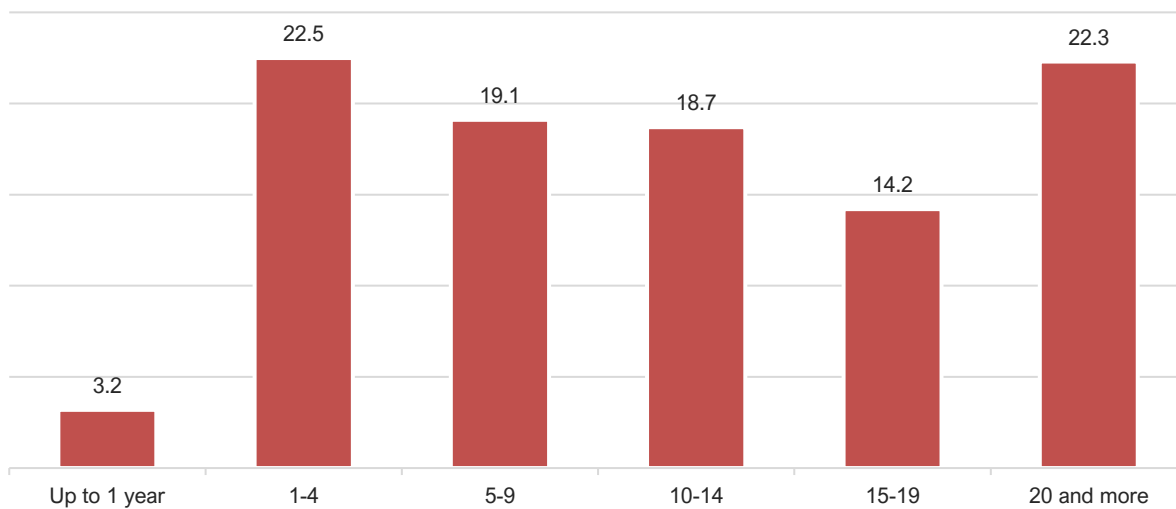
In September there were 403 marriages, which makes in the same time the highest number of marriages by months. It is 14.1% out of the total number of marriages.

The largest number of divorces occurred in December (95)

The average age of bride at the first marriage was 29 years, and for a groom 31 years.

Out of the total number of marriages:

- For 90.8% of brides (2 589), and 89.9% of grooms (2 564) it was first marriage;
- For 4.5% of brides (129), and 5,4% of grooms (154) it was second marriage;
- For 0.5% of brides (15), and 1,2% of grooms (33) it was third and over marriage;
- There were no information about previous marital status for 4.2% (119) brides, and 3.5% (101) grooms.

Chart 4. Divorces by duration of marriages in %, 2024

The average duration of divorces was 13 years.

- Of the total number of divorces 3.2% of divorces was in the first year of marriage;
- 41.6 % of divorces lasted 1 to 9 years;
- In period of 10-19 years of marriage, there occurred 32.9% divorces;
- 22.3% divorces occurred after 20 years of marriage and over.

At the moment of divorce, the average age of wives was 40, and 44 of husbands.

In 2024, the highest number of divorces are divorces with children 506 (59.3%) divorces, 347 (40.7%) marriages of the total number of divorces make divorces without children.

Of the total number of divorces with dependent children in 85,4% of cases there were one or two children and in 14,6% of cases three and more dependent children.

The exercise of parental rights over the highest number of dependent children was entrusted to mother, or in 62.8% of cases out of the total number of divorces with children. There were 6.5% entrusted to father, 16.4% were entrusted to mother and father, 0.8% to other persons and institution, and 13.5% cases with no information to whom children were entrusted.

METHODOLOGICAL NOTES

Statistics of marriages aim to produce data that allow basic demographic analysis of the population at the level of Montenegro or municipalities. The survey collects data on marriage, as well as basic demographic data on persons who get marriage.

The divorce statistics aims to produce data that allow basic demographic analysis of the population at the level of Montenegro or municipalities. The survey collects data on marriage, basic demographic data on persons who are divorcing and the data on their children.

Data are the basis for calculating the number of analytical demographic indicators used for the purpose of making the analysis of any current or future structure of the population.

Sources of data

Data on marriages are collected by municipality local offices. Data on divorces are collected in courts with jurisdiction over the divorce.

Coverage and comparability

Data on marriages and divorces are collected and processed in accordance with the definition of the total population, according to the international (UN, Eurostat). According to this definition, data on marriages and divorces are processed since 2005. In comparisons of data especially rates should take into account the changing definition of the total population.

According to the regulations on keeping registers cases of marriage should be entered in the register of the area in which they occurred, regardless of whether people live in this area or not. In the analysis of statistical point is done regrouping, so the results reported by residence, and divorces in the last place of common residence.

The statistics of marriages each unit of observation is lawful marriage, and the statistics of divorces every marriage is a final judgment of a competent court divorced.

Definitions and explanations

Marriage is regulated by the law units of husband and wife.

Divorces are the final judgment of a competent court terminated marriage.

Marital status is characteristic for which is taken into account only the legal marital status. This means the married / married persons who considered only the events in the observed occurrence was in a marriage concluded in accordance with legal provisions, and are considered in the divorced person whose marriage is legally dissolved.

Age is expressed in completed years of age. Calculated on the basis of date of birth of persons and the date when the case occurred. In most tables age was reported in the five-year age groups.

When using the data, state:

"Data source: Statistical Office - MONSTAT"

More data, as well as detailed methodological notes can be found in the section: [Marriages and divorces](#)

Prepared by: Sonja JOVANOVIĆ

Department: Demography and Migration Statistics Department
contact@monstat.org

Contact for media:
mediji@monstat.org ✉

@monstat_me 🐦

MONSTAT – Statistical Office of Montenegro in