

RELEASE 36/2025

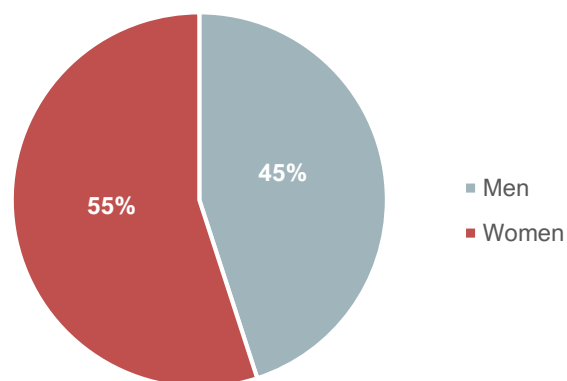
Release date:
20 March 2025

Internal migration in Montenegro

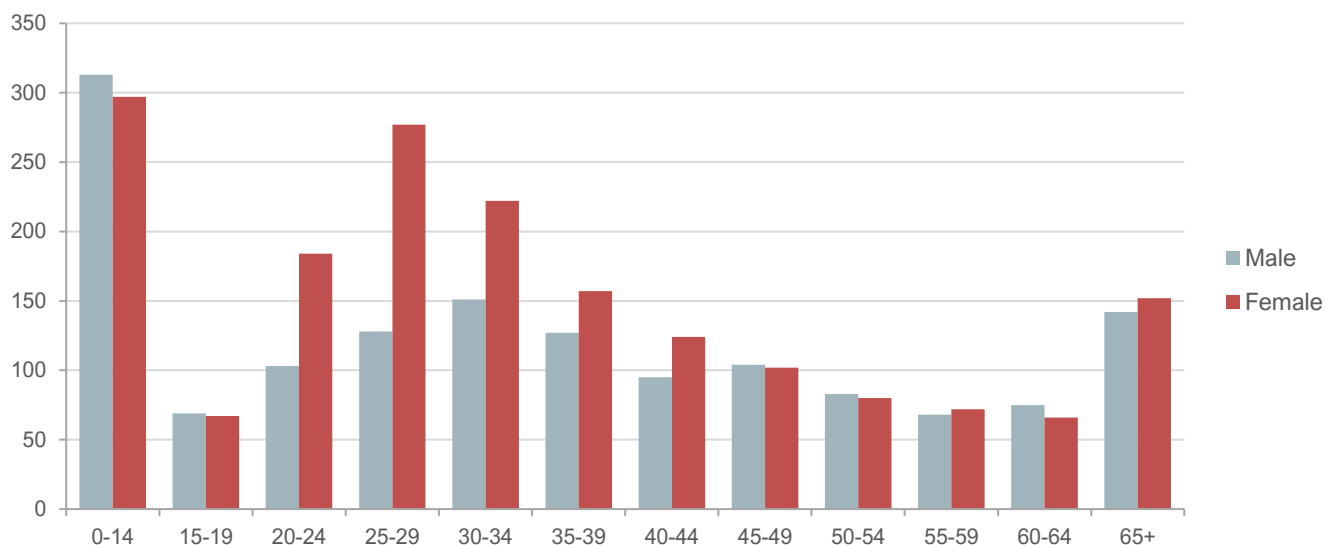
2024

The purpose of internal migration statistics is to obtain the data needed for the analysis of spatial movement of population. These data are used in the statistics for the calculation of the estimated number of population, as well as for the net migration which indicates a change in the number of population by municipalities in Montenegro. Net migration of internal migration is zero which means that there occurs no change in the total number of population in Montenegro when person changes place of residence within Montenegrin borders.

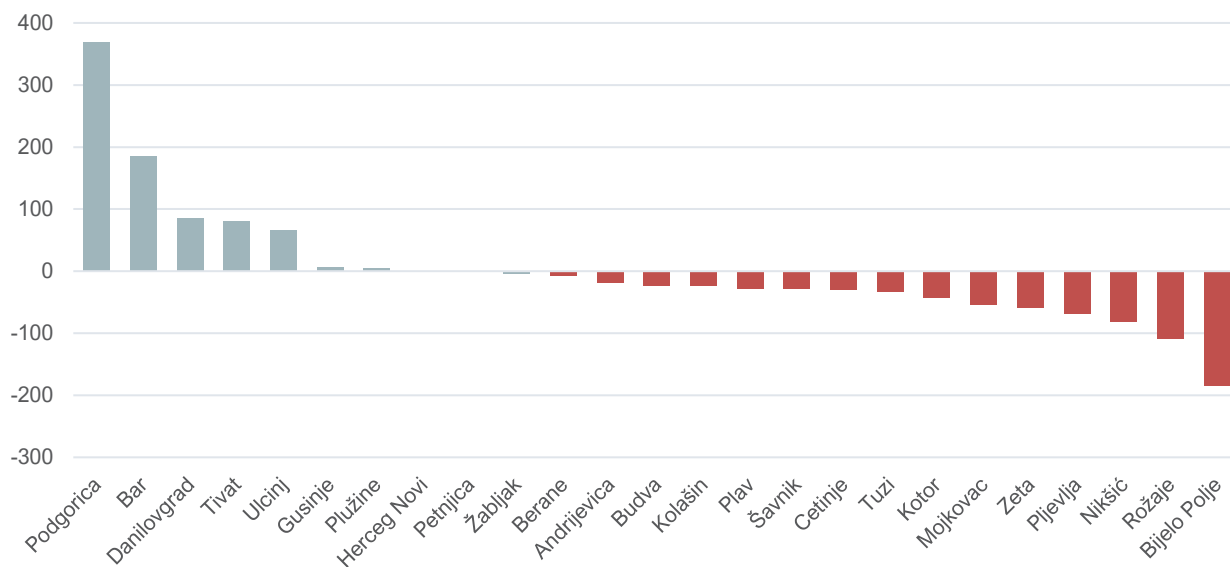
Graph 1 Internal migration in Montenegro by sex



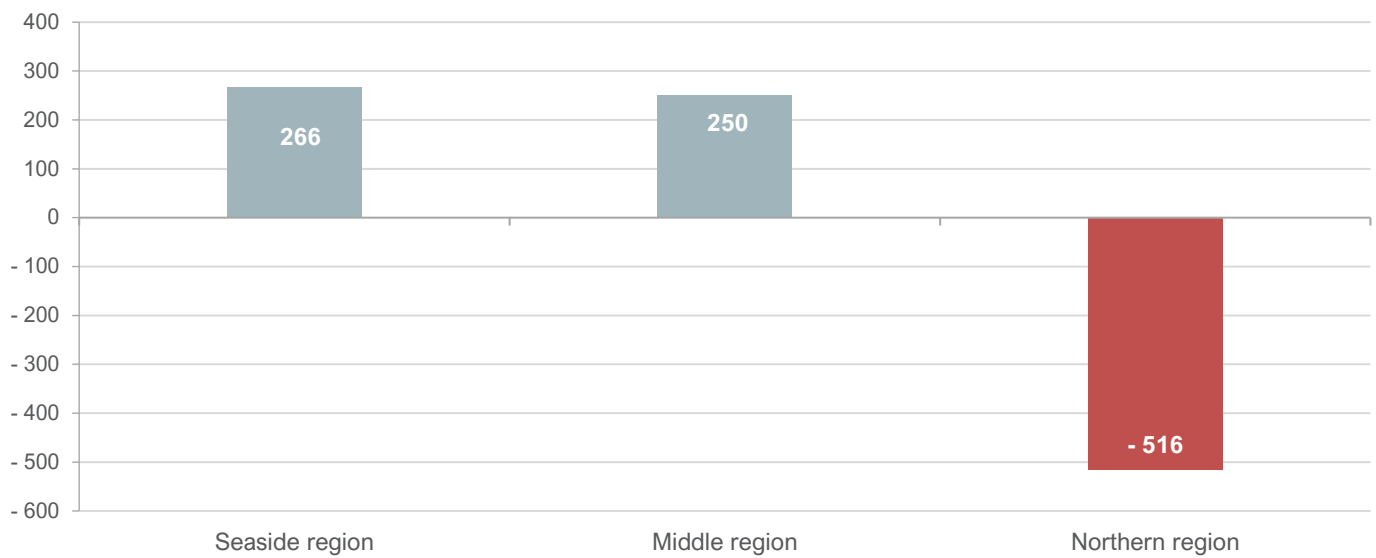
- Total number of population who moved within Montenegrin borders in 2024 is 3 258 inhabitants;
- Majority of that population are women with 55% or 1 800, while men are 45% of the total number, i.e. 1 458 inhabitants.

Graph 2 Internal migration in Montenegro by age and sex

- Women aged 20 to 44; 55 to 59; and 65 and over, move more than men of the same age groups. The highest difference related to men is in the age group 25 to 29, and it is 149;
- In all other age groups, more males than females change their place of residence. The highest difference related to females is present in the age group 0 to 14 years, and it is 16.

Graph 3 Net migration by municipalities

- In 2024, a positive net migration was recorded in 7 municipalities;
- Difference between inhabitants who moved in and moved out is highest in Podgorica (369);
- The highest negative net was recorded in Bijelo Polje (184 persons);
- Herceg Novi and Petnjica are municipalities whose migration balance is zero, i.e. they have an equal number of moved in and moved out persons, which means that in those municipalities, based on migration trends, there was no change in the number of inhabitants.

Graph 4 Net migration by regions

- The north region of Montenegro records a net negative migration (516 persons);
- Positive net migration is recorded in other two Montenegrin regions, and it is higher in the seaside region (266 persons), while in the middle part it is 250 persons.

METHODOLOGICAL NOTES

Sources and methods of data collection

Internal migrations are related to moving of population within borders of Montenegro. Data on internal migration are submitted from Register of residence in the competence of Ministry of Internal Affairs. Collected data are based on the agreement between Statistical Office of Montenegro and Ministry of Internal Affairs.

Coverage

Observation units are individual migration events (immigrations and emigrations) within Montenegrin borders.

Definitions

Migration or moving of population is spatial movement of population from previous place of residence to another place.

Migrant is person who changed place of residence within borders of Montenegro.

Moved in person is a person who registered place of residence in certain place in Montenegro, and her/his previous place of residence was in some other place in Montenegro.

Moved out person is a person who cancelled residence from certain place in Montenegro with the intention to register it in some other place in Montenegro.

Migration population balance (net migration) is difference between number of immigrated and number of emigrated persons from certain areas or certain countries in some period of time. If number of immigrated is higher than number of emigrated persons we talk about a positive migration balance, i.e. an increase in the number of population. If there are more persons who moved out than moved in, it is a negative migration balance, i.e. a decrease in the number of population of given area or state.

Seaside region composed municipalities, as it follows: Bar, Budva, Herceg Novi, Kotor, Tivat, and Ulcinj.

Middle region composed: capital Podgorica, old capital Cetinje, and municipalities Danilovgrad, Niksic, Tuzi, and Zeta.

Northern region composed municipalities, as it follows: Andrijevica, Berane, Bijelo Polje, Gusinje, Kolasin, Mojkovac, Petnjica, Plav, Pljevlja, Pluzine, Rozaje, Savnik, and Zabljak.

When using the data, state:

"Data source: Statistical Office - MONSTAT"

More data, as well as detailed methodological notes can be found in the section: [Migrations](#)