

RELEASE 45/2026

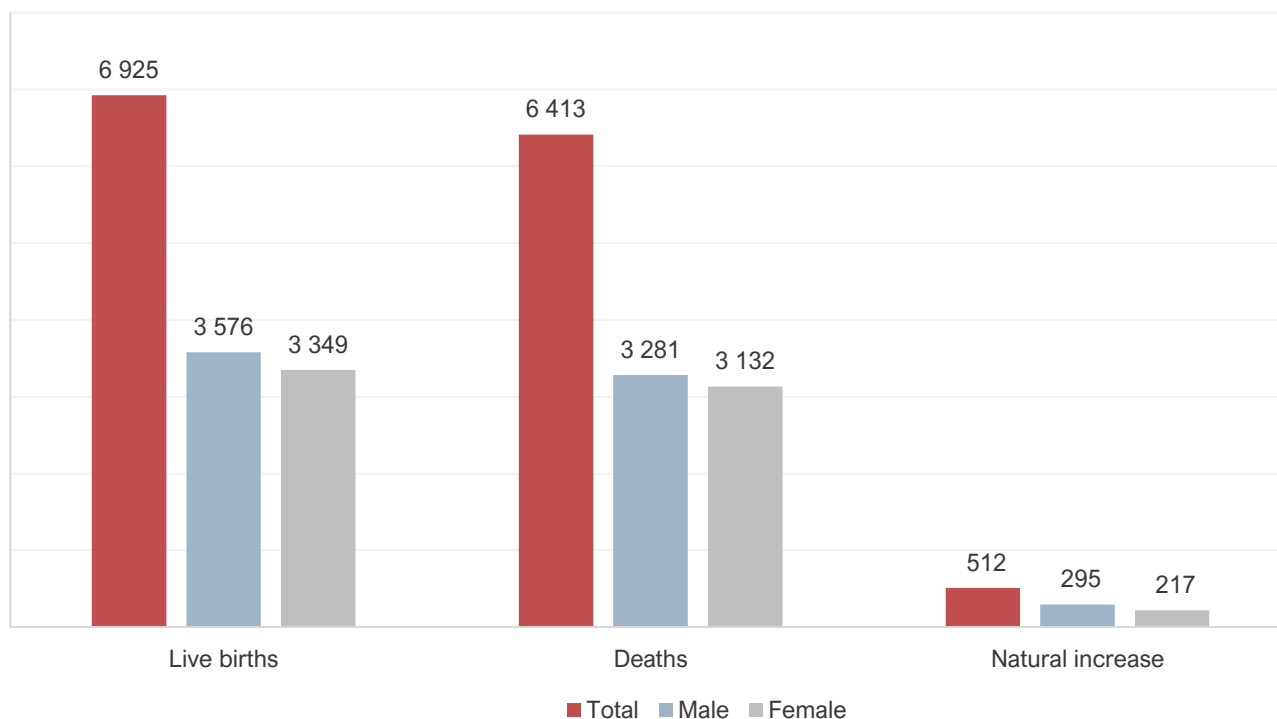
Release date:
14 April 2026

Vital statistics in Montenegro - Statistics of births and deaths -

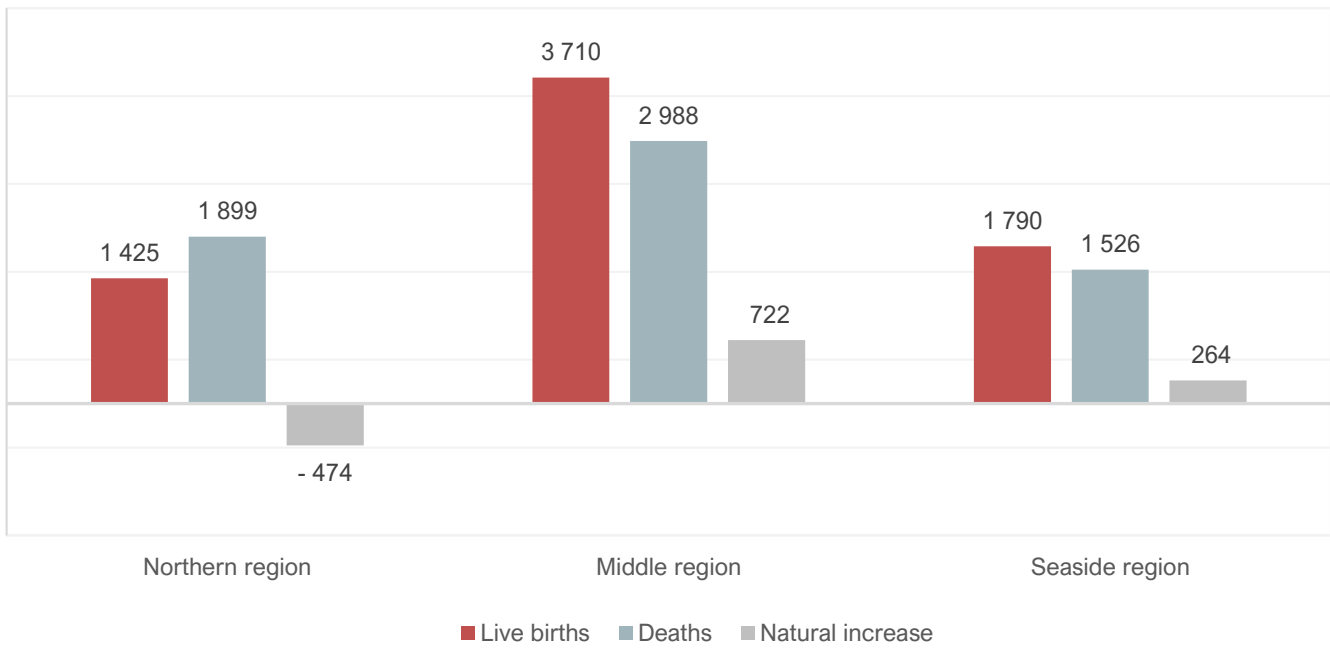
2025

The purpose of statistics on births and deaths is to collect the data necessary for the analysis of natural changes population in Montenegro and municipalities, births, fertility, mortality, and other indicators. The aim of birth and death statistics is to describe natural population changes through the number of live births and deaths.

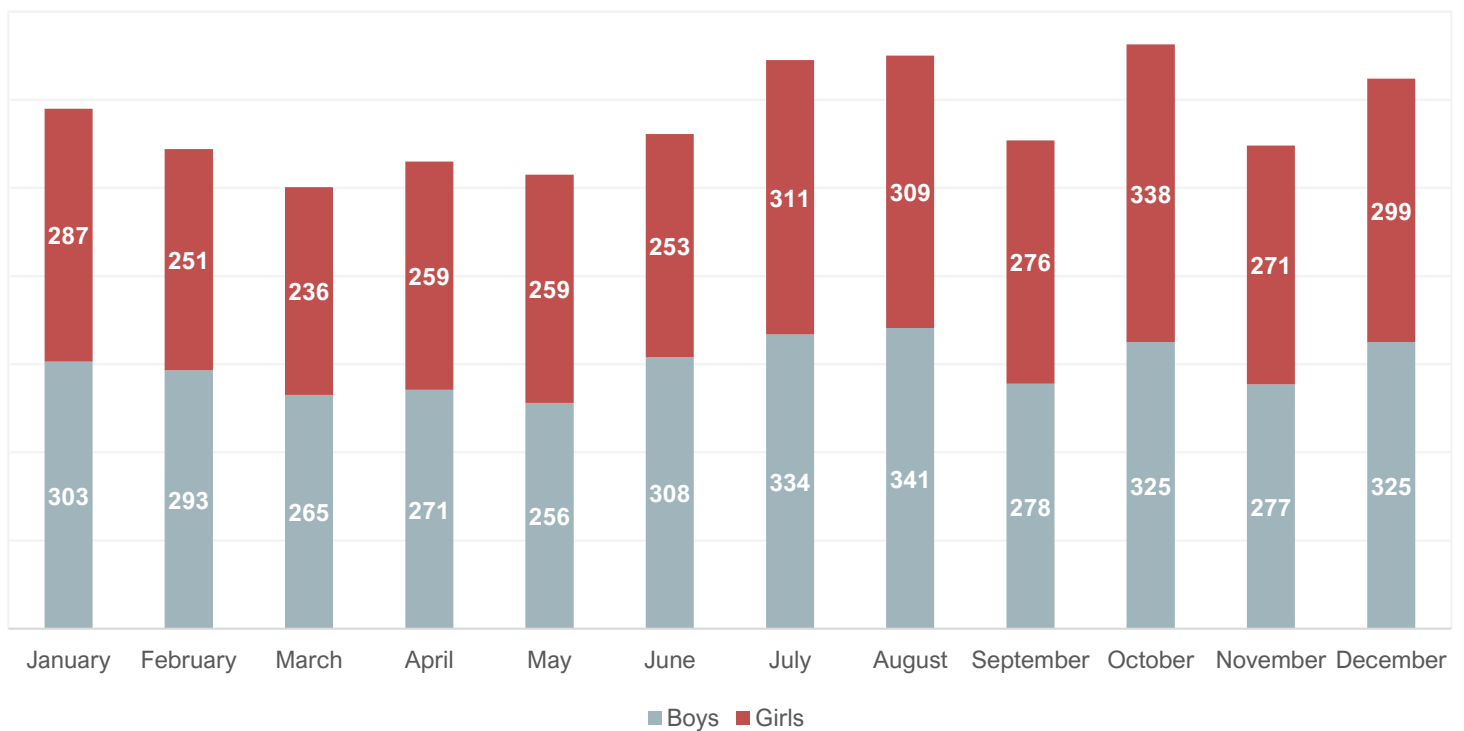
Graph 1. Vital statistics in Montenegro



- In 2025, the natural increase in Montenegro is positive, and it is 512;
- In Montenegro in 2025, there were born 6 925 live births children, 3 576 or 51.6% are boys, and 3 349 or 48.4% are girls;
- In the same year there were 6 413 deaths. Out of that number, 3 281 are male, and 3 132 are female.

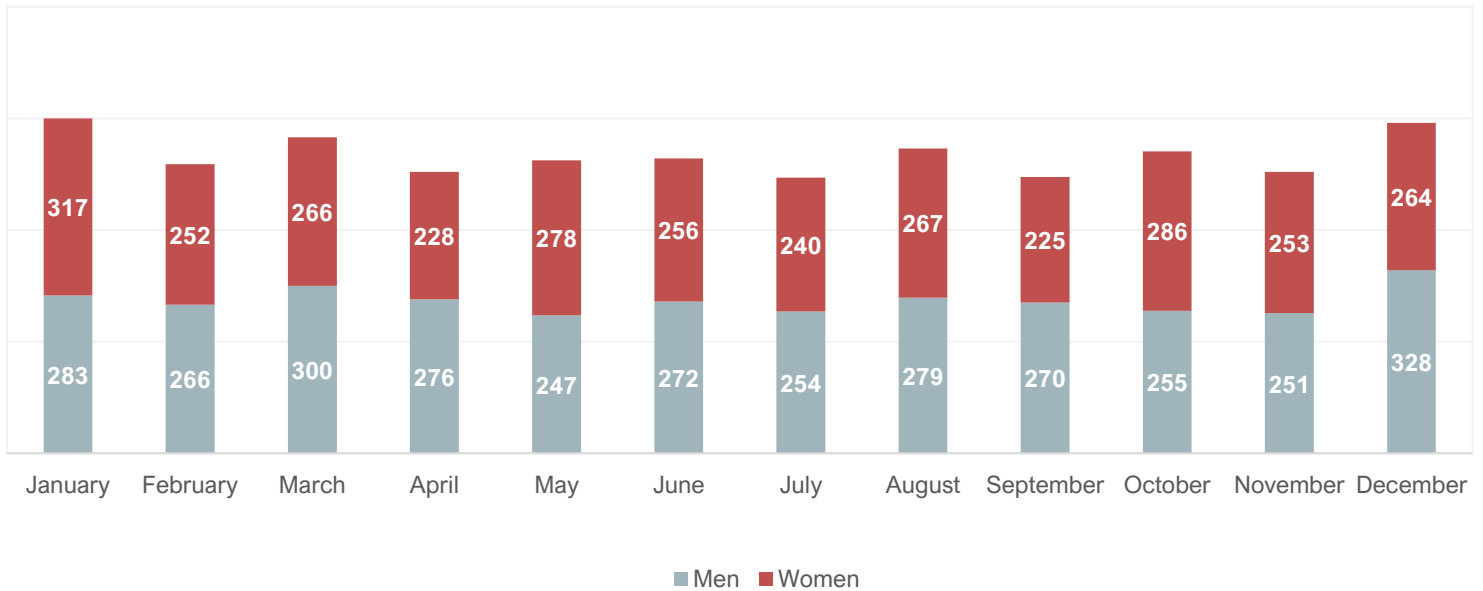
Graph 2. Live births, deaths and natural increase by regions

- Observed by region, the highest number of live births (3 710) and deaths (2 988) was in Middle region;
- Northern region records negative natural increase, and it is -474. Positive natural increase is recorded in other two regions, and it is higher in Middle region, and it is 722, while in the Seaside region is 264.

Graph 3. Live births by sex and month of birth

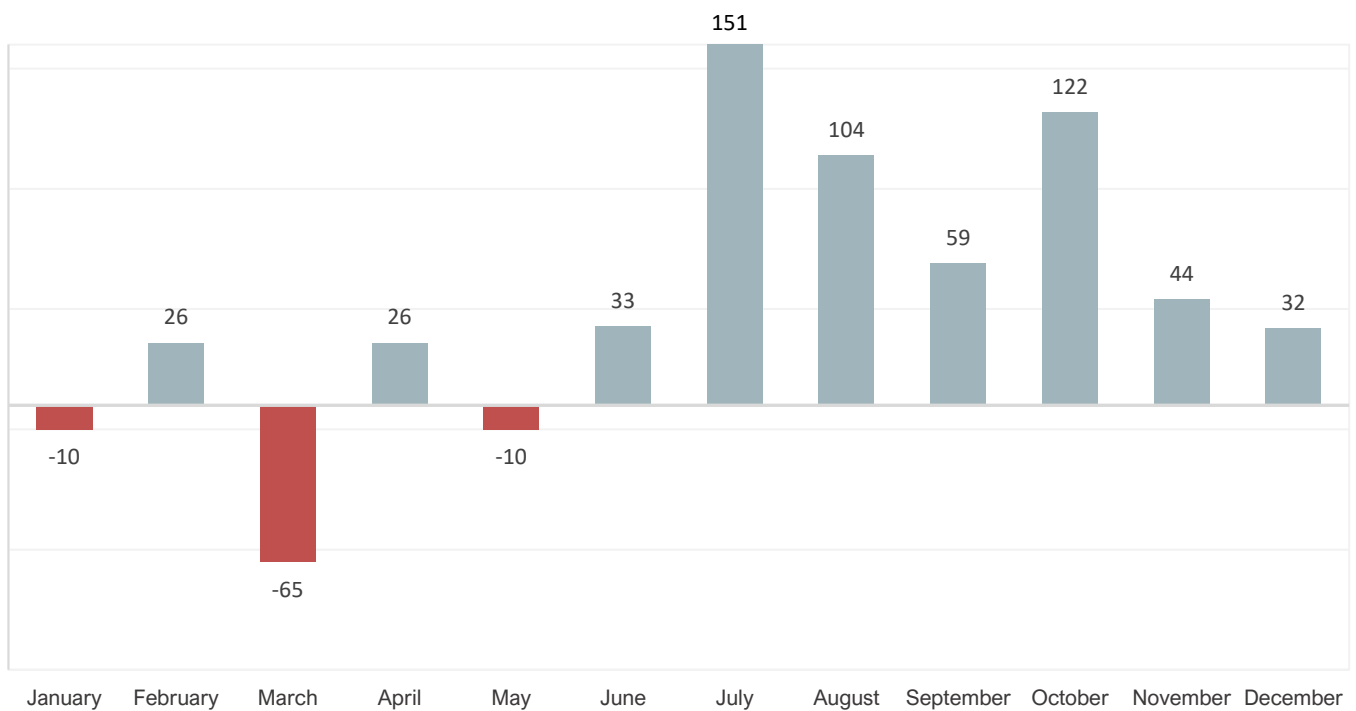
- The lowest number of live births is in March, 501, out of that number 265 were boys, and 236 girls;
- The highest number of live births is in October, 663, out of that number 325 were boys, and 338 girls.

Graph 4. Deaths by sex and month of death



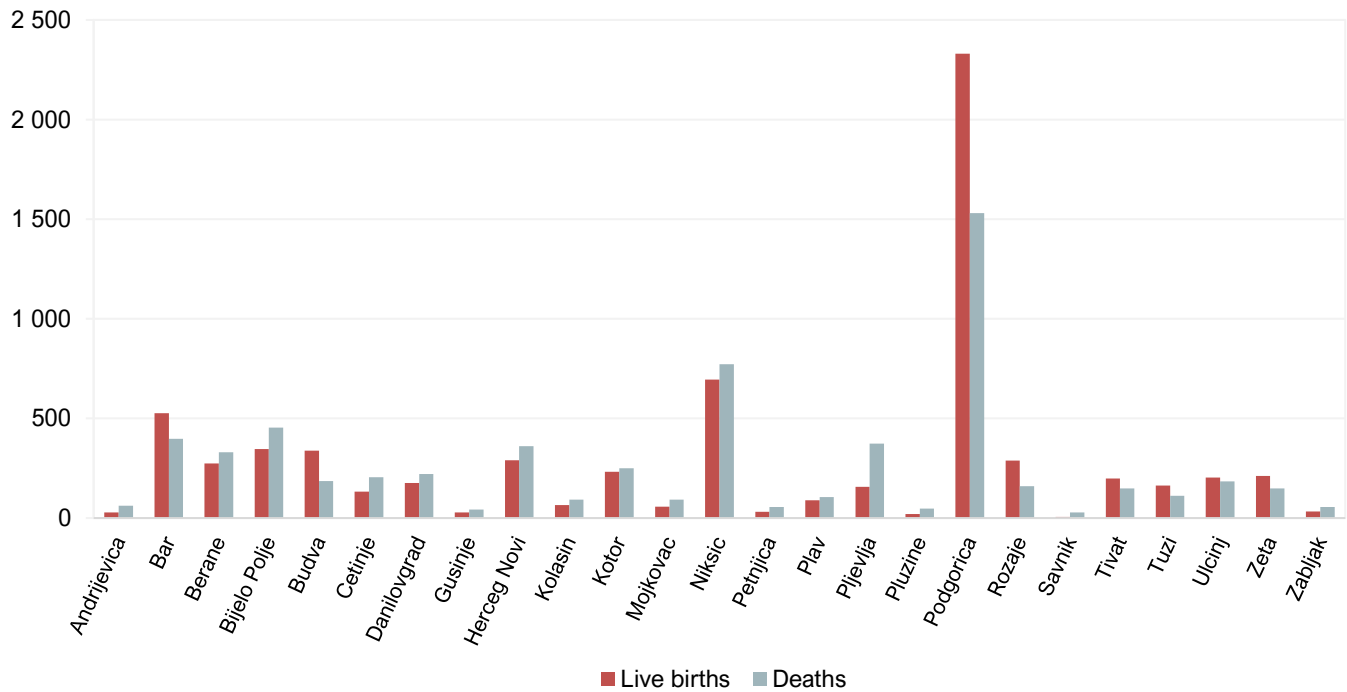
- The lowest number of deaths were in July, 494, out of that number 254 were men, and 240 women;
- The highest number of deaths were in January, 600, out of that number 283 were men, and 317 women.

Graph 5. Natural increase by months



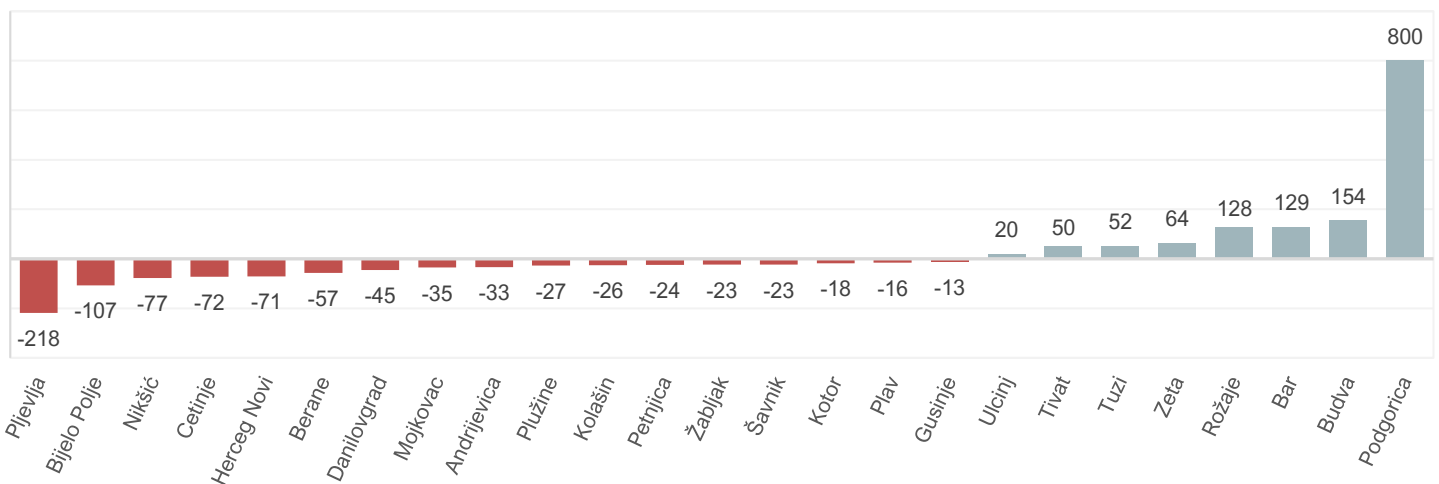
- For 9 months in 2025, a positive natural increase was recorded, while for 3 months it was negative;
- The highest natural increase was in July, 151;
- The lowest natural increase was in March, -65.

Graph 6. Live births and deaths by municipalities



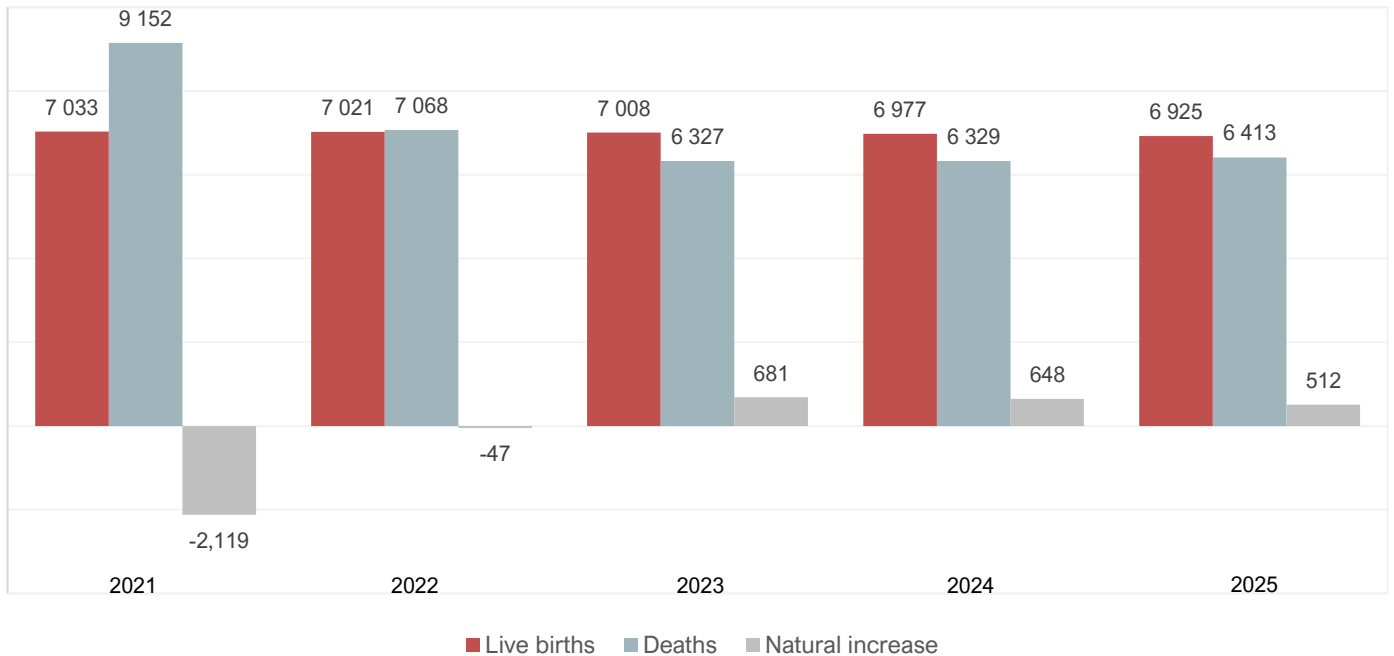
- The highest number of live birth children was recorded in Podgorica (2 331), which makes more than one third (33.7%) of live births in Montenegro;
- The lowest number of live birth children was in Savnik (6);
- The highest number of deaths were in Podgorica (1 531), which is about one quarter (23.9%) out of the total number of deaths in Montenegro.

Graph 7. Natural increase by municipalities



- Natural increase is positive in 8 municipalities, while negative one is present in 17 municipalities;
- The highest natural increase was in Podgorica (800), followed by Budva (154);
- Pljevlja has the lowest natural increase, -218.

Graph 8. Natural movement of population in Montenegro for the last five years



In the 2021 – 2025 period:

- The highest number of live birth children was in 2021, and it was 7 033;
- The lowest number of live birth children was in 2025, and it was 6 925;
- The highest number of deaths, 9 152 was in 2021;
- The lowest number of deaths, 6 327 was in 2023;
- The highest natural increase was recorded in 2023, and it was 681;
- The lowest natural increase was recorded in 2021, and it was -2 119.

A negative natural increase at the level of Montenegro was for the first time recorded in 2020, when it amounted -196, which was recognized as the first year of the COVID-19 pandemic. During 2021, there was an abrupt increase in the number of deaths, which caused a raise of negative natural increase.

METHODOLOGICAL NOTES

Data source

A producer of statistics of births and deaths is the Statistical Office. Collected data are based on the agreement between Statistical Office and Ministry of Interior.

Coverage

Statistics of births covers all cases of live births registered in the Register of Birth, whose mothers have permanent or temporary residence in Montenegro. Statistics of deaths covers all cases of deaths cases registered in Register of Deaths, who have permanent or temporary residence in Montenegro.

Definitions

Live birth child is a child who after birth, even if for a short time, shows signs of life (breathing, actually heart beating).

Dead is a person where in any time after the birth all life signs stopped.

Natural increase is the difference in number of live births and dead in a certain period. Natural increase may be positive (number of live births is higher than number of deaths), negative (number of live births is less than number of deaths) or zero (number of live births equals to number of deaths).

Seaside region are municipalities: Bar, Budva, Herceg Novi, Kotor, Tivat, and Ulcinj.

Middle region is: capital Podgorica, old capital Cetinje, and municipalities Danilovgrad, Niksic, Tuzi, and Zeta.

Northern region are municipalities: Andrijevica, Berane, Bijelo Polje, Gusinje, Kolasin, Mojkovac, Petnjica, Plav, Pljevlja, Pluzine, Rozaje, Savnik, and Zabljak.

When using the data, state:

"Data source: Statistical Office - MONSTAT"

More data, as well as detailed methodological notes can be found in the section: [Statistics of births and deaths](#)