

RELEASE 87/2025

Release date:
10 June 2025

The 2023 Census of Population, Households, and Dwellings

Industry and occupation of population in Montenegro

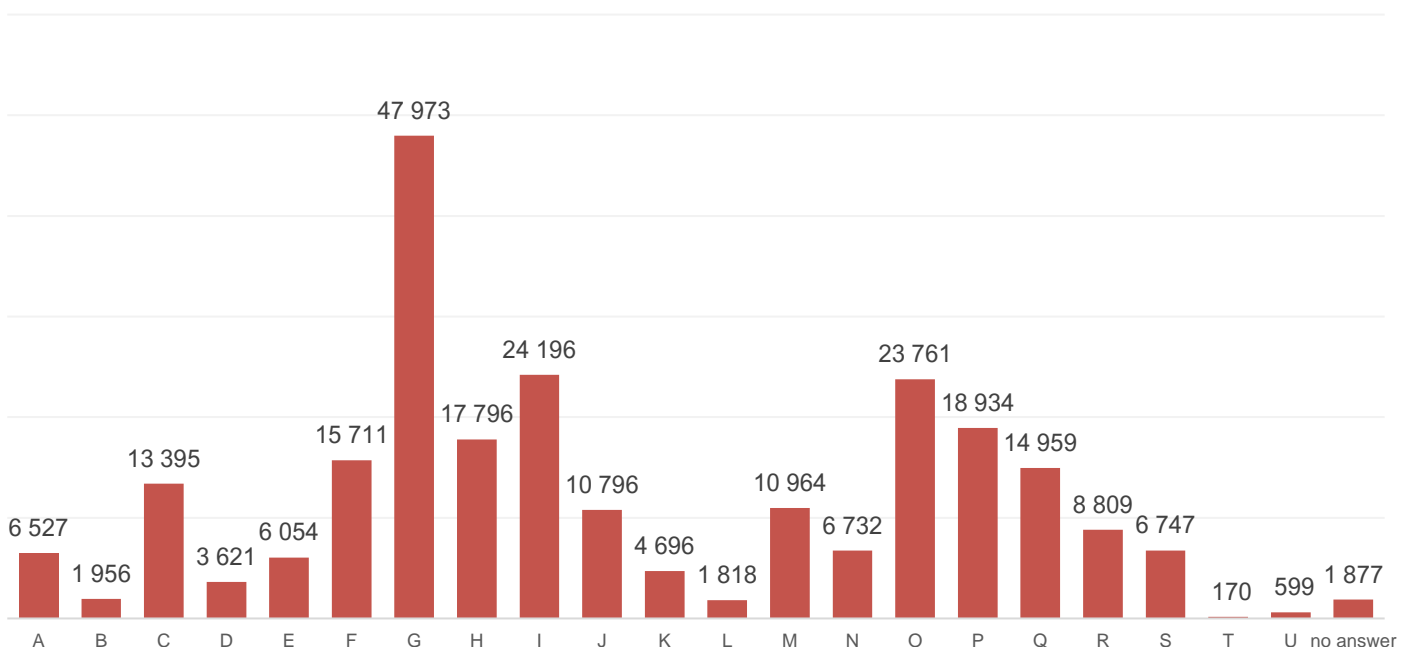
The Census of Population, Households and Dwellings collected the data on occupation and industry of employed persons. The response was collected on the basis of a statement, and referred to persons aged 15 and over.

The term "occupation" refers to the type of work done by person in the working place. "Job type" is described by the main tasks and responsibilities performed at work.

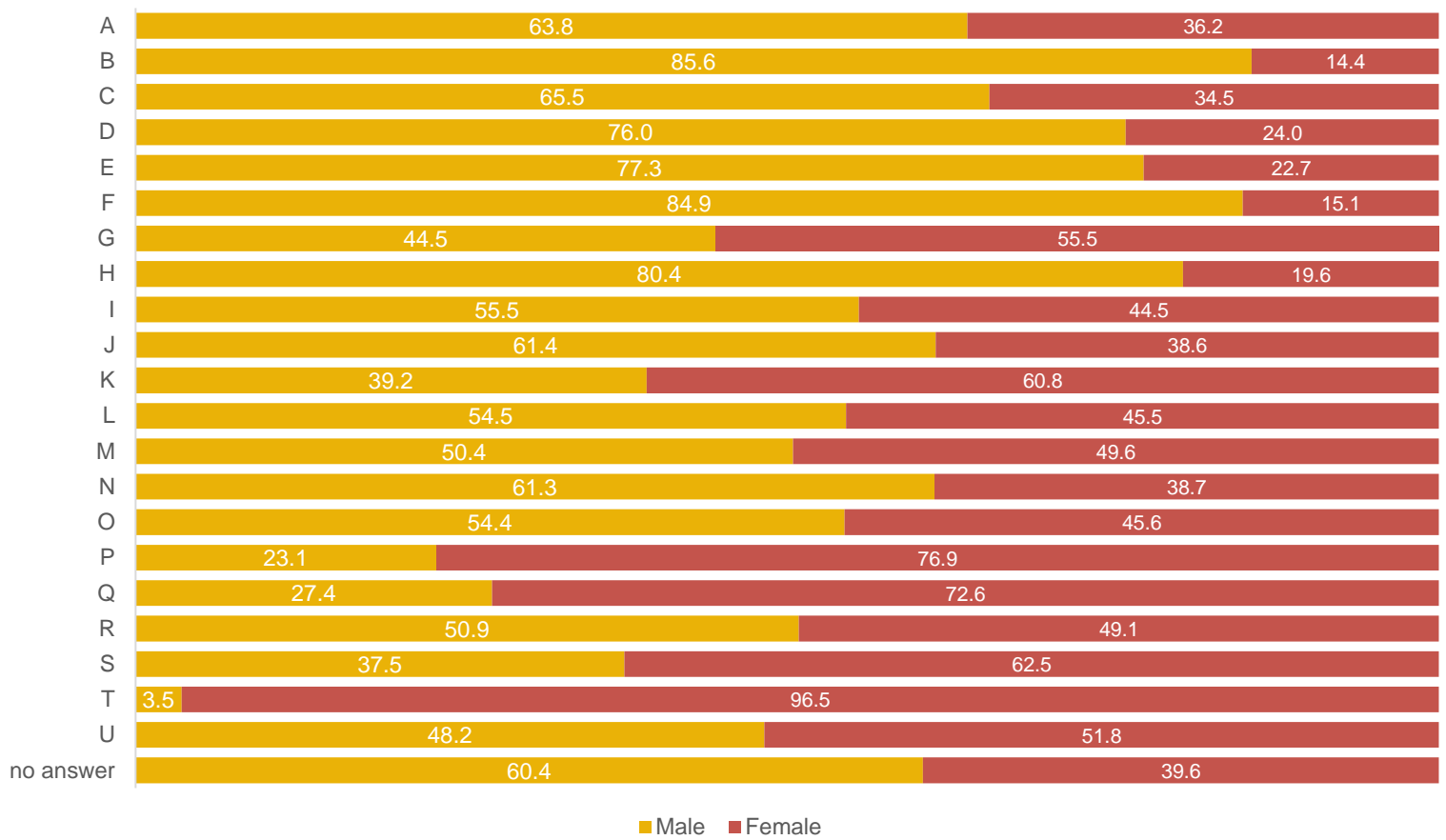
The term "industry" (branch of economic activity) refers to the type of production activities of a business entity or institution in which the work of economically active persons is located.

- Out of total number of employed persons, there are 19.3% employed persons in the sector *Wholesale trade and retail trade, repair of motor vehicles and motorcycles*. In this sector of the economic activity the majority of employees is in ten municipalities: Podgorica, Niksic, Bar, Herceg Novi, Bijelo Polje, Budva, Zeta, Ulcinj, Kotor and Danilovgrad.
- The highest number of employed persons perform occupations in the group of Occupations in Market, sales, and service workers (23.1% of employed persons) and Professionals (22.8% of employed persons).
- *Occupations in agriculture, forestry and fisheries performing 2.1% of the employed population.*

Graph 1: Employed population by sector of industry (economic activity)



Graph 2. Structure of employed persons by industry (economic activity) and sex, in %

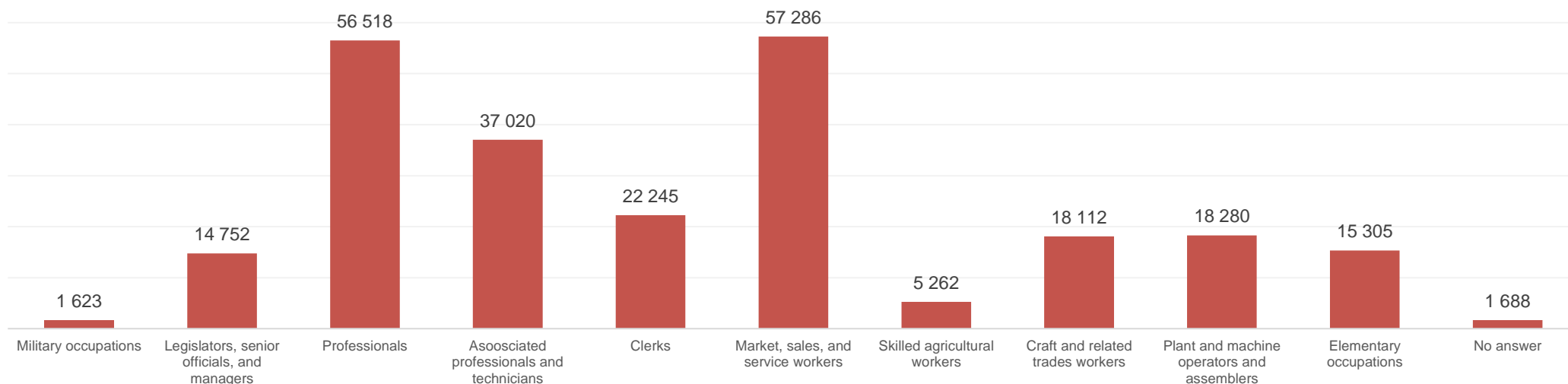


Letter of sector	Sector name
A	Agriculture, forestry and fishing
B	Mining and quarrying
C	Manufacturing
D	Electricity ,Gas Steam and air conditioning supply
E	Water supply,sewerage,waste management and remediation activities
F	Construction
G	Wholesale and retail trade, repair of motor vehicles and motor recycles
H	Transport and storage
I	Accomodation and food service activities
J	Information and communication
K	Financial and insurance activities
L	Real estate activities
M	Professional, scientific and technical activities
N	Administrative and support service activities
O	Public administration and defence, compulsory social security
P	Education
Q	Human health and social work activities
R	Arts, Entertainment and recreation
S	Other service activities
T	Activities of households as employers; undifferentiated goods- and services-producing activities of households for own use
U	Activities of extraterritorial organisations and bodies

Table 1. Employed population by industry (economic sector of activity) and municipality

Municipality	Total	Industry (Sector of economic activity)																				No answer	
		A	B	C	D	E	F	G	H	I	J	K	L	M	N	O	P	Q	R	S	T		U
Montenegro	248 091	6 527	1 956	13 395	3 621	6 054	15 711	47 973	17 796	24 196	10 796	4 696	1 818	10 964	6 732	23 761	18 934	14 959	8 809	6 747	170	599	1 877
Andrijevisa	1 086	99	z	50	40	74	57	124	31	111	21	z	z	10	16	157	113	77	68	15	z	-	13
Bar	18 231	259	55	642	77	541	1 169	3 962	2 598	1 973	754	161	167	886	456	1 103	1 195	856	544	571	14	11	237
Berane	7 525	187	10	605	141	220	440	1 359	312	584	148	79	z	168	157	879	918	860	241	171	z	-	38
Bijelo Polje	13 555	1 640	25	1 385	157	243	1 037	2 489	757	962	165	98	19	369	168	1259	1285	897	255	270	z	z	62
Budva	13 135	39	z	267	45	448	790	2 103	623	2 968	1 023	119	381	901	633	684	624	365	605	355	z	z	145
Cetinje	5 790	45	z	415	67	145	184	996	413	751	169	115	30	155	178	493	405	405	640	133	z	z	37
Danilovgrad	7 446	189	z	719	77	165	564	1 576	533	602	238	100	17	245	152	818	468	478	194	235	z	14	52
Gusinje	691	35	-	15	z	34	56	108	21	63	25	z	z	z	z	99	99	44	z	22	-	-	27
Herceg Novi	13 267	96	10	555	70	351	737	2 499	1 096	2 036	622	149	198	770	538	769	691	1 114	477	371	z	z	108
Kolasin	2 643	140	-	205	69	65	159	342	147	417	42	18	59	63	100	306	221	103	107	59	z	z	16
Kotor	9 892	82	24	341	73	294	445	1 736	1 898	1 179	179	85	141	398	329	540	699	759	382	225	z	z	73
Mojkovac	2 365	79	11	298	49	74	136	359	160	259	14	18	10	38	54	336	198	150	69	38	-	-	15
Niksic	24 739	596	162	2 459	831	486	2 223	4 828	1 394	2 046	567	287	z	830	550	1 958	2 322	1 522	872	570	17	z	152
Petnjica	733	183	z	59	z	20	60	77	27	35	z	z	z	10	22	74	98	30	z	11	z	-	z
Plav	1 696	38	z	59	28	51	117	260	49	157	36	z	-	39	23	287	214	186	57	62	-	-	25
Pljevlja	8 915	538	1 531	631	376	379	356	1 126	253	625	151	69	z	143	142	842	685	597	209	213	z	z	36
Pluzine	749	115	0	11	102	34	42	69	15	75	z	z	-	z	22	96	72	27	35	10	-	-	z
Podgorica	83 559	819	38	3 032	1 138	1 333	4 991	16 877	4 817	5 666	5 946	3 081	473	4 916	2 357	10 460	6 045	5 033	3 023	2 524	63	510	417
Rozaje	4 808	156	27	537	45	136	347	682	298	251	94	35	z	125	108	583	702	318	144	147	z	z	63
Savnik	675	207	-	26	16	37	35	82	15	41	z	z	z	z	z	73	49	26	27	14	z	-	z
Tivat	7 432	41	z	293	69	279	561	1 333	979	1 105	245	75	163	399	291	384	477	262	233	186	z	z	42
Tuzi	4 095	378	z	167	15	170	309	1 094	159	285	71	38	z	70	110	334	366	183	110	158	z	13	53
Ulcinj	7 151	158	21	300	52	329	415	1 742	306	1 242	122	81	37	261	138	536	578	260	136	210	z	z	213
Zabljak	1 193	47	z	41	30	48	45	164	37	279	13	15	12	16	29	159	83	37	99	21	z	z	15
Zeta	6 720	361	18	283	44	98	436	1 986	858	484	134	48	18	127	142	532	327	370	258	156	z	z	30

Graph 3: Employed population by occupation



Graph 4. Employed population by occupation and by sex

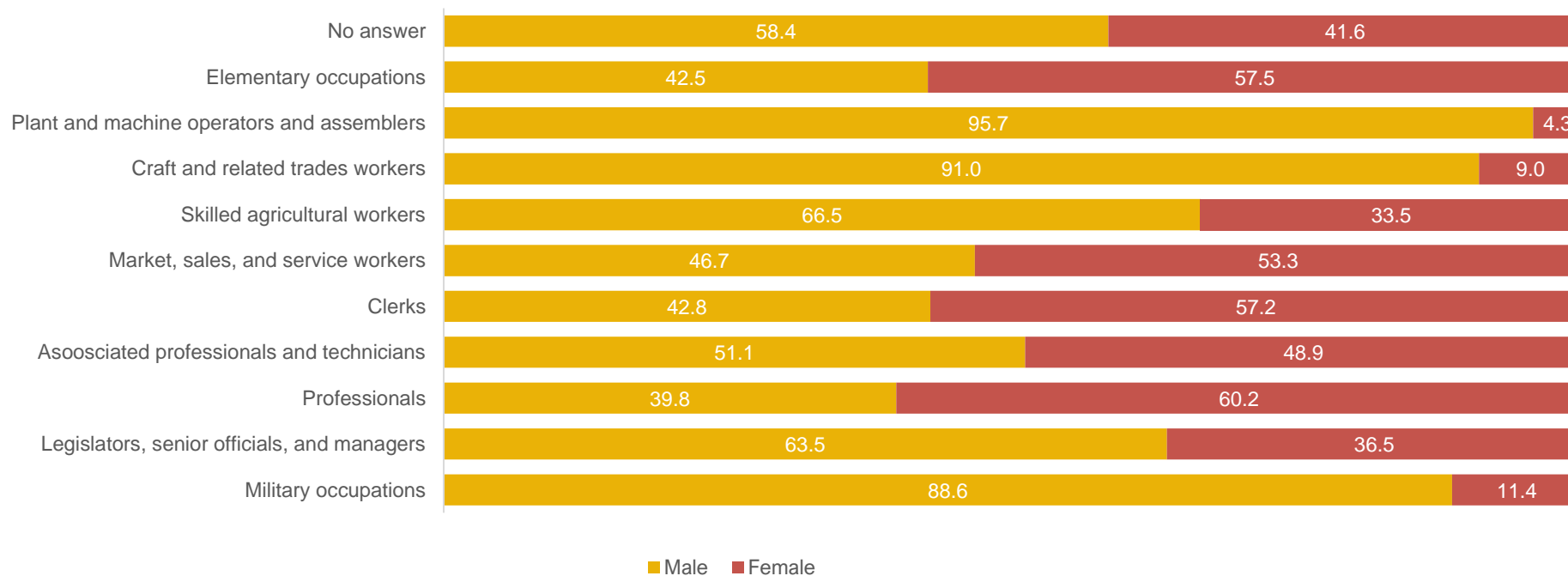


Table 2. Employed population by group of occupation and municipality

Municipality	Total	Group of occupation										No answer
		Military occupations	Legislators, senior officials, and managers	Professionals	Asociated professionals and technicians	Clerks	Market, sales, and service workers	Skilled agricultural workers	Craft and related trades workers	Plant and machine operators and assemblers	Elementary occupations	
Montenegro	248 091	1 623	14 752	56 518	37 020	22 245	57 286	5 262	18 112	18 280	15 305	1 688
Andrijevica	1 086	15	41	171	118	126	253	85	81	91	91	14
Bar	18 231	86	1 005	3 408	2 570	1 507	5 039	209	1 449	1 562	1 182	214
Berane	7 525	41	272	1 647	1 173	677	1 898	155	476	640	508	38
Bijelo Polje	13 555	21	418	2 416	1 426	933	3 024	1 513	1550	1 197	986	71
Budva	13 135	z	1 368	2 829	1 977	1 508	3 397	z	612	527	732	125
Cetinje	5 790	z	252	1 338	843	678	1 381	66	335	503	357	z
Danilovgrad	7 446	93	298	1 049	1 134	700	1 831	160	820	743	567	51
Gusinje	691	-	38	158	70	70	151	34	67	32	46	25
Herceg Novi	13 267	50	1 058	2 654	2 066	1 087	3 501	101	944	888	818	100
Kolasin	2 643	23	126	406	302	233	780	106	172	247	232	16
Kotor	9 892	15	757	1 831	2 314	754	2 226	65	494	811	558	67
Mojkovac	2 365	45	68	371	289	191	655	61	195	296	178	16
Niksic	24 739	304	972	5 365	3 145	2 002	6 039	487	2526	2 454	1 300	145
Petnjica	733	-	13	97	45	49	123	182	82	65	76	z
Plav	1 696	z	50	384	242	127	464	z	170	89	106	24
Pljevlja	8 915	120	222	1 527	1 018	689	2 004	492	920	1 234	653	36
Pluzine	749	z	17	102	94	42	192	111	62	52	70	z
Podgorica	83 559	673	5 934	25 057	14 254	8 144	15 987	319	4 581	4 216	4 029	365
Rozaje	4 808	z	219	1 237	545	354	882	z	466	474	478	65
Savnik	675	z	21	70	62	41	123	200	48	48	54	z
Tivat	7 432	39	722	1 415	1 198	563	1 797	61	497	560	545	35
Tuzi	4 095	13	146	691	468	373	1 055	302	409	260	358	20
Ulcinj	7 151	10	460	1 453	691	522	2 141	139	531	384	649	171
Zabljak	1 193	z	53	193	118	131	410	z	54	77	101	15
Zeta	6 720	43	222	649	858	744	1 933	206	571	830	631	33

METHODOLOGICAL NOTES

In accordance with the Law on the Census of Population, Households and Dwellings, the census included the following persons:

- Montenegrin citizens who have permanent or permanent residence in Montenegro, regardless of whether they are present at their place of residence or temporarily reside in another place in Montenegro or in another country;
- Foreigners who have been granted permanent or temporary residence in Montenegro, as well as foreigners who have their usual place of residence in Montenegro.

The Census of Population, Households and Dwellings was conducted in the period from 3 to 30 December 2023 in accordance with the Methodology for the Preparation, Organization and Implementation of the Census. The methodology of the 2023 census is in line with international standards that establish common rules in the collection of population data, the most important of which are:

- Recommendations of the Conference of European Statisticians for the 2020 Population and Housing Censuses, prepared by the United Nations Economic Commission for Europe;
- Framework Regulation 763/2008 of the European Parliament and of the Council of the European Union on population and housing censuses, as well as other implementing regulations, with respect to the European Statistics Code of Practice.

The census was conducted as of 31 October 2023 at 24 hours, which is considered the reference moment of the census.

The census was conducted in the traditional way, using the method of interviews, using paper questionnaires, on a door-to-door basis.

Data on occupations and industry (economic activities) refer to employed persons aged 15 and over. The answer was collected on the basis of the statement.

The term "**occupation**" refers to the type of job that person is doing in the workplace. "Job type" describes the main tasks and responsibilities at work. Occupation is a set of jobs and tasks (jobs) that have their content and type of organization and technology in such and interconnected to perform an offender who has adequate knowledge and skills.

For example, person who has completed the Faculty of Economics by profession is an economist. If he/she works as a statistician performs or a merchant, his/her occupation is a statistician, or a merchant.

For the purposes of international comparability, for the preparation and dissemination of data tabulation, data are grouped in accordance with the International Standard Classification of Occupations (ISCO 08).

The term "**industry**" (sector of economic activity) refers to the type of production activities of a business entity or institution where the work economically active persons are located. For the purposes of international comparability, for the preparation and dissemination of data tabulation, data are grouped in accordance with the International Standard Classification of Activities (NACE rev. 2).

International Standard Classification of Occupations (ISCO 08) and the International Standard Classification of Activities (NACE rev. 2) can be found on the website of MONSTAT.

The common term "Municipality" is used in this statement for 25 local self-government units, namely the Capital City of Podgorica, the Capital of Cetinje and the remaining 23 local self-government units that have the status of a municipality.

Pursuant to the Law on Official Statistics and the System of Official Statistics, Article 54-61 (Official Gazette of Montenegro No 018/12 of 30 March 2012, 047/19 of 12 August 2019, 023/25 of 11 March 2025) and the internal rule of the Statistical Office, data with a frequency of occurrence less than 10 are protected (primary protection) and are marked with a "z" mark. In addition, other data are also marked with the same label in order to prevent indirect recognition of census units (secondary protection).

Symbols:

"-" No occurrence

"z" Protected information

When using the data, state: "Data source: Statistical Office - MONSTAT"

More data, as well as detailed methodological notes, can be found in the section: [2023 Population Census](#)