

RELEASE 62/2025

Release date:  
29 April 2025

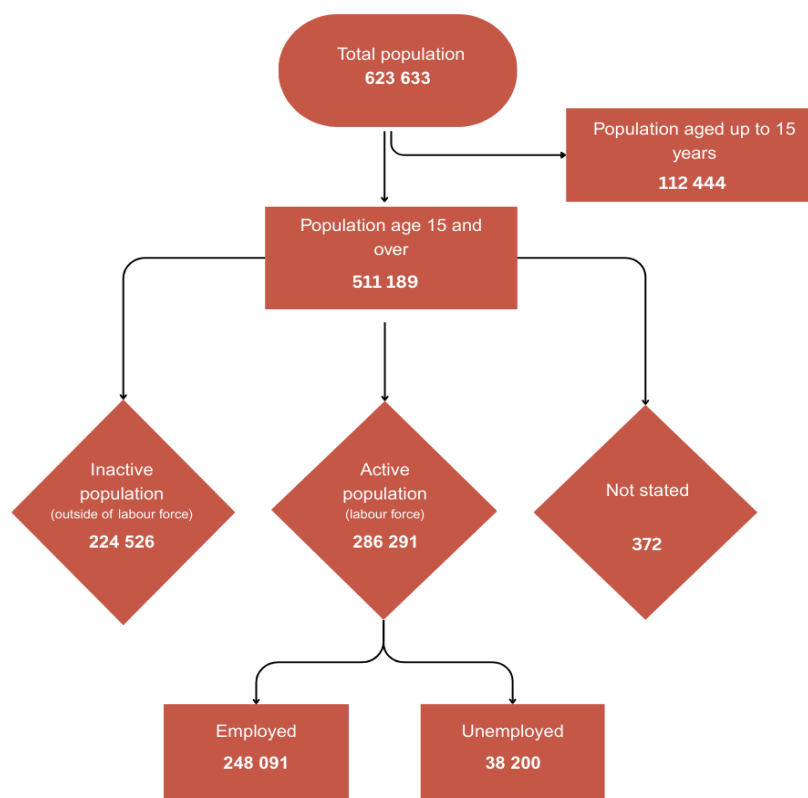
*Census of Population, Households and Dwellings 2023*

**Population by activity status in Montenegro**

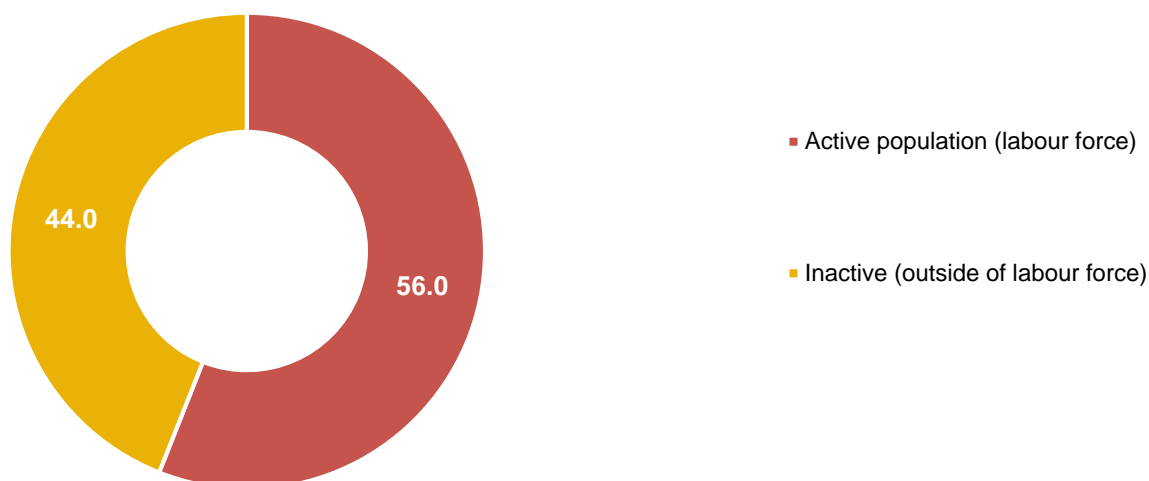
The Census of Population, Households and Dwellings collected the data related to the economic activity status of persons. The response was collected on the basis of a statement, and referred to persons aged 15 and over. The release presents the results on the number and structure of active (labour force) and inactive (persons outside of labour force), employed and unemployed persons aged 15 and over.

- According to the Census, in Montenegro 286 291 population is economically active which is 56.0% of the total population aged 15 years and over. There are 224 526 persons outside of the labour force (inactive population), which is 43.9% of the total population aged 15 years and over. Economic activity status was not determined for 372 persons, which is less than 1%.
- Out of total number of labour force (active population), there are 154 018 population or 53.8% of men, and 132 273 population or 46.2% are women, while out of the total number of population outside of labour force, there are 130 186 population or 58.0% are women, and 94 340 population or 42.0%.
- Out of total number of labour force (active population), 248 091 population or 86.7% are employed, and 38 200 population or 13.3% are unemployed persons.

**Diagram 1.** Population structure by economic activity status



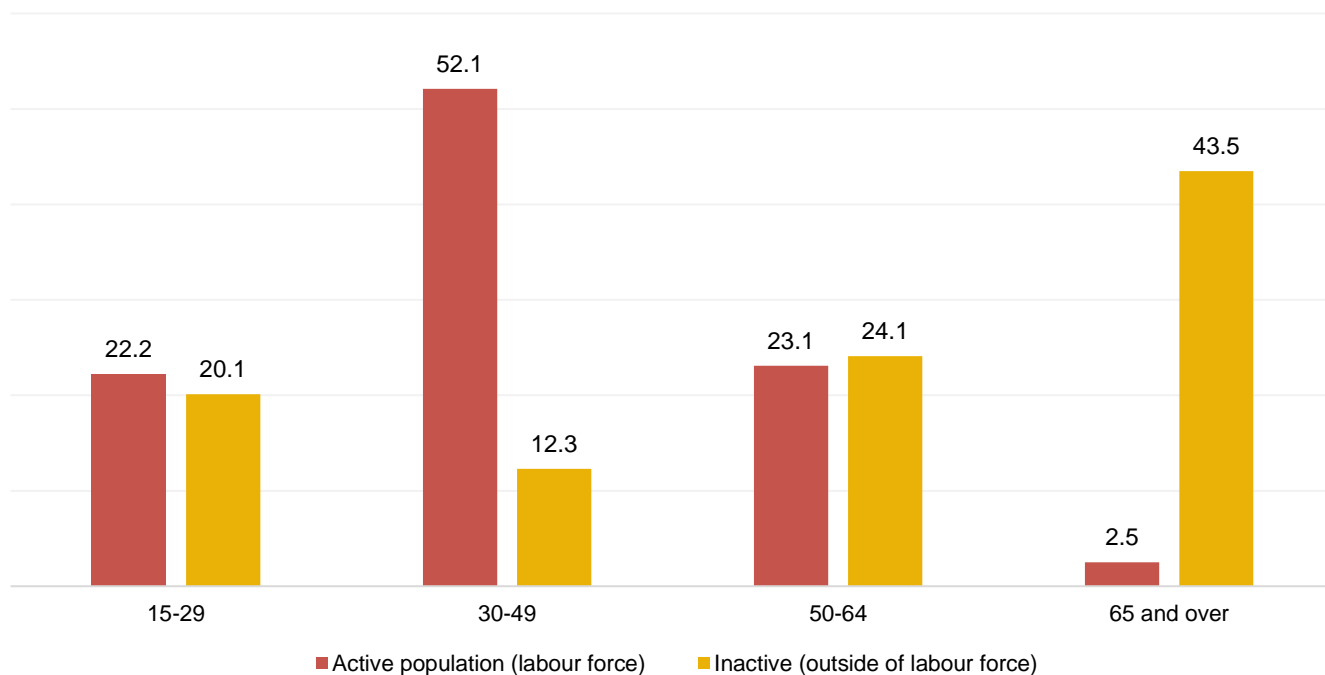
**Graph 1.** Population aged 15 years and over by economic activity status<sup>1</sup>, in %



**Table 1.** Population aged 15 years and over by economic activity status and sex

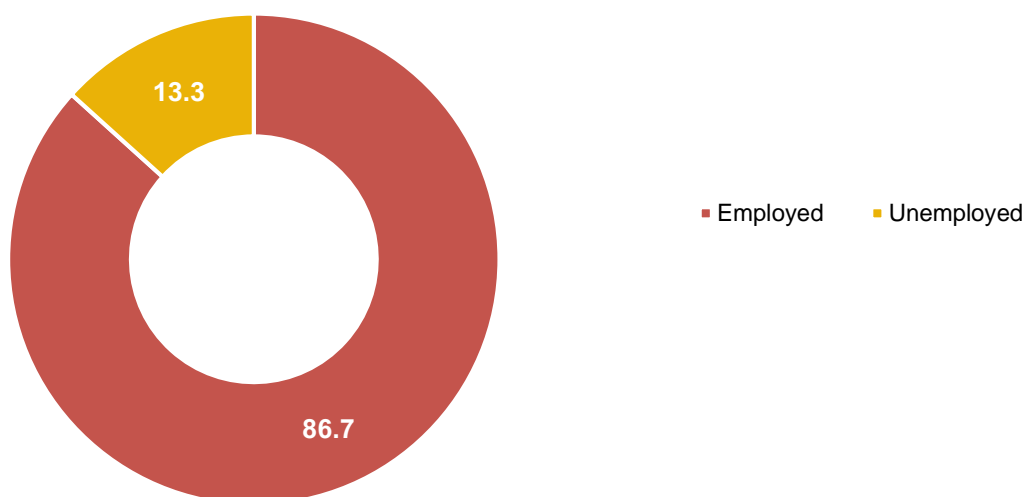
	Total	Sex		%	
		Male	Female	Male	Female
<b>Total</b>	<b>511 189</b>	<b>248 358</b>	<b>262 459</b>	<b>48,6</b>	<b>51,4</b>
Active (labour force)	286 291	154 018	132 273	53,8	46,2
Inactive (outside of labour force)	224 526	94 340	130 186	42,0	58,0
Not stated	372	178	194	47,8	52,2

**Graph 2.** Population aged 15 years and over by economic activity status<sup>1</sup>, and age groups, in %



<sup>1</sup> Persons with undetermined economic activity status are not shown.

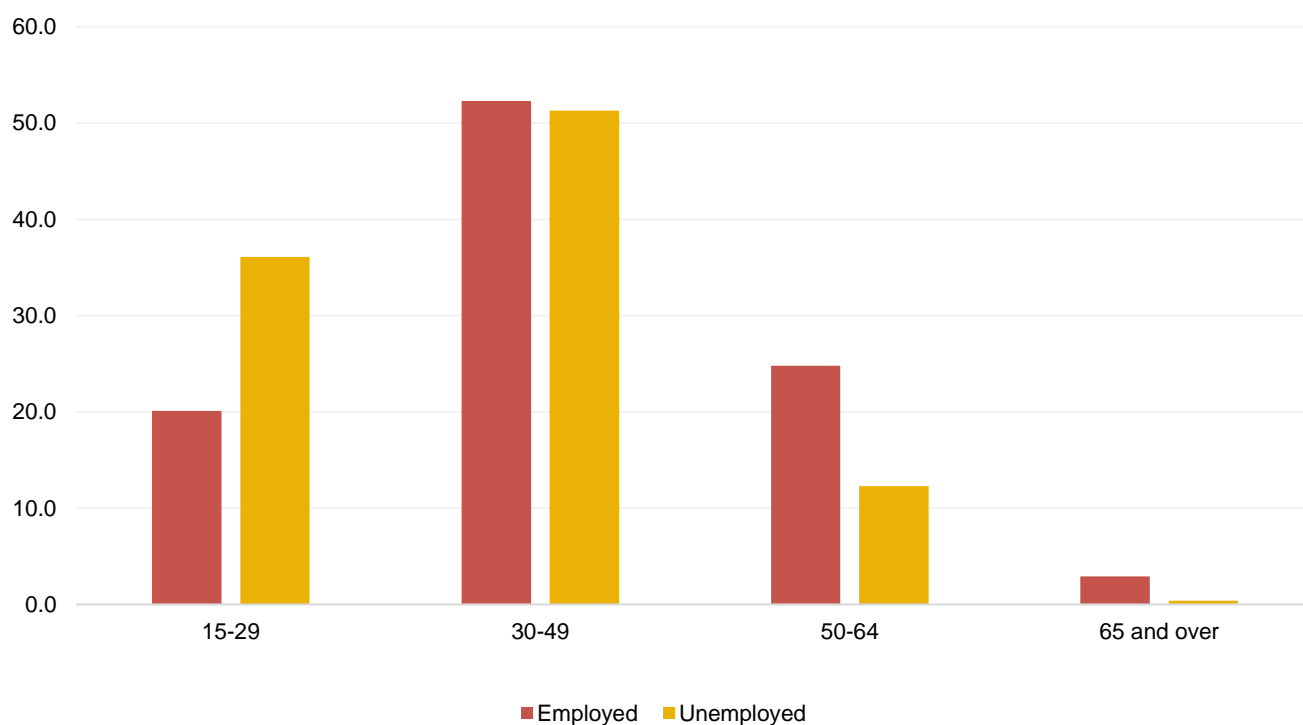
**Graph 3.** Active population (labour force), in %



**Table 2.** Active population (labour force) by sex, in %

	Total	Sex		%	
		Male	Female	Male	Female
<b>Total</b>	<b>286 291</b>	<b>154 018</b>	<b>132 273</b>	<b>53,8</b>	<b>46,2</b>
Employed	248 091	133 420	114 671	53,8	46,2
Unemployed	38 200	20 598	17 602	53,9	46,1

**Graph 4.** Active population (labour force) by age groups, in %



**Table 3.** Population aged 15 years and over by economic activity status<sup>1</sup>, and municipalities

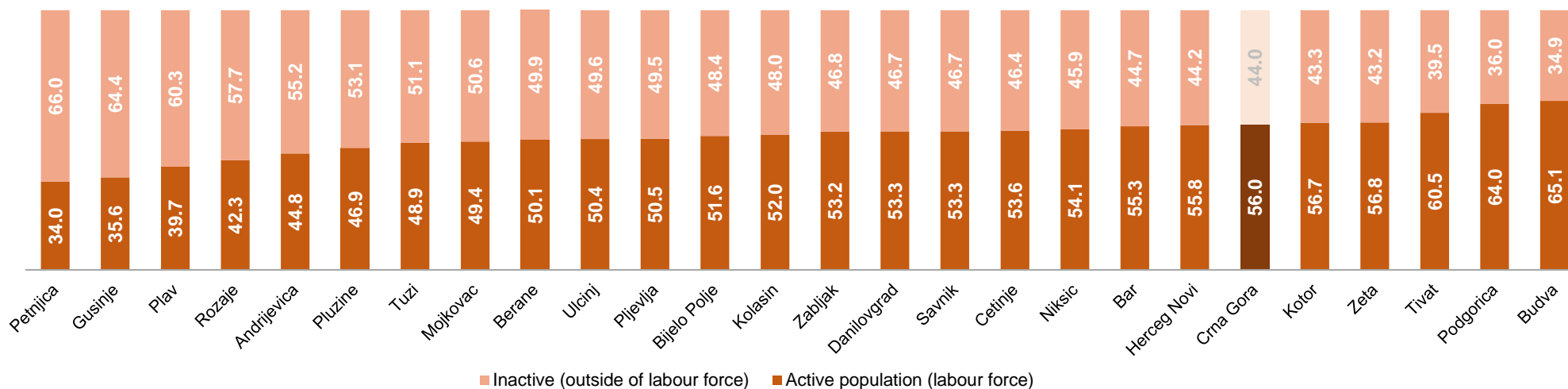
Municipality	Total	Active population (labour force)			Inactive population (outside of labour force)				
		Total	Employed	Unemployed	Total	Pension or capital income recipients	Pupils and students	Homemakers and others	Not stated
<b>Total</b>	<b>511 189</b>	<b>286 291</b>	<b>248 091</b>	<b>38 200</b>	<b>224 526</b>	<b>116 000</b>	<b>36 490</b>	<b>70 571</b>	<b>1 465</b>
Andrijevisa	3 316	1 485	1 086	399	1 831	901	z	680	z
Bar	37 446	20 693	18 231	2 462	16 728	8 542	2 520	5 540	126
Berane	20 269	10 145	7 525	2 620	10 121	4 979	1 717	3 393	32
Bijelo Polje	31 923	16 460	13 555	2 905	15 449	7 687	2 629	5 053	80
Budva	21 647	14 086	13 135	951	7 543	3 760	1 316	2 395	72
Cetinje	12 342	6 615	5 790	825	5 722	3 733	728	1 229	32
Danilovgrad	15 543	8 269	7 446	823	7 246	4 064	937	2 146	99
Gusinja	3 410	1 213	691	522	2 196	751	199	1 219	27
Herceg Novi	25 815	14 400	13 267	1 133	11 407	7 009	1 539	2 826	33
Kolasin	5 750	2 992	2 643	349	2 758	1 457	z	944	z
Kotor	18 852	10 660	9 892	768	8 132	4 702	z	2 117	z
Mojkovac	5 826	2 877	2 365	512	2 949	1 652	z	883	z
Niksic	54 796	29 617	24 739	4 878	25 172	14 538	4 298	6 294	42
Petnjica	4 111	1 396	733	663	2 714	878	323	1 469	44
Plav	7 378	2 927	1 696	1 231	4 448	1 585	539	2 281	43
Pljevlja	21 232	10 714	8 915	1 799	10 511	6 134	1 274	3 069	34
Pluzine	1 937	909	749	160	1 028	577	131	320	-
Podgorica	144 001	92 097	83 559	8 538	51 791	28 217	10 246	12 965	363
Rozaje	18 047	7 623	4 808	2 815	10 415	2 667	1 832	5 714	202
Savnik	1 374	733	675	58	641	324	z	253	z
Tivat	13 112	7 938	7 432	506	5 173	2 883	755	1 525	10
Tuzi	10 210	4 996	4 095	901	5 212	1 644	854	2 678	36
Ulcinj	17 049	8 560	7 151	1 409	8 429	3 568	1 219	3 483	159
Zabljak	2 551	1 355	1 193	162	1 193	722	z	295	z
Zeta	13 252	7 531	6 720	811	5 717	3 026	z	1 800	z

<sup>1</sup> Persons with undetermined economic activity status are not presented in the table, and are included in the total population aged 15 and over.

**Table 4.** Population aged 15 years and over by rates of economic activity status of population, in %

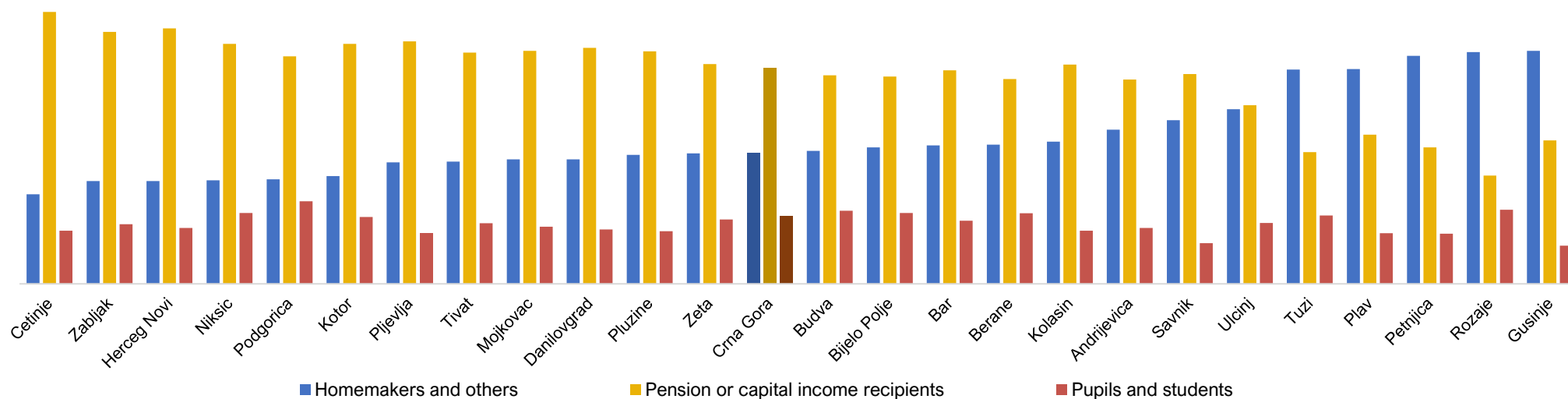
	Activity rate	Employment rate	Unemployment rate
<b>Total</b>	<b>56.0</b>	<b>48.5</b>	<b>13.3</b>
Andrijevica	44.8	32.8	26.9
Bar	55.3	48.7	11.9
Berane	50.1	37.1	25.8
Bijelo Polje	51.6	42.5	17.6
Budva	65.1	60.7	6.8
Cetinje	53.6	46.9	12.5
Danilovgrad	53.2	47.9	10.0
Gusinje	35.6	20.3	43.0
Herceg Novi	55.8	51.4	7.9
Kolasin	52.0	46.0	11.7
Kotor	56.5	52.5	7.2
Mojkovac	49.4	40.6	17.8
Nikšić	54.0	45.1	16.5
Petnjica	34.0	17.8	47.5
Plav	39.7	23.0	42.1
Pljevlja	50.5	42.0	16.8
Pluzine	46.9	38.7	17.6
Podgorica	64.0	58.0	9.3
Rozaje	42.2	26.6	36.9
Savnik	53.3	49.1	7.9
Tivat	60.5	56.7	6.4
Tuzi	48.9	40.1	18.0
Ulcinj	50.2	41.9	16.5
Zabljak	53.1	46.8	12.0
Zeta	56.8	50.7	10.8

Graph 5. Population aged 15 years and over by economic activity status<sup>1</sup> and municipalities, in %

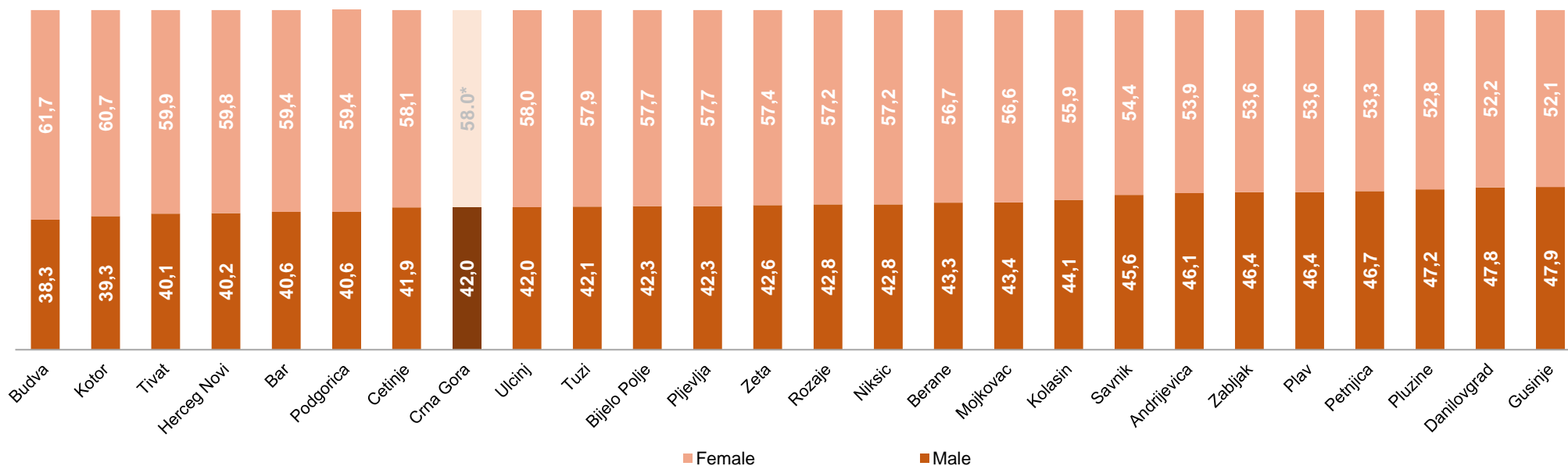


<sup>1</sup> Persons with undetermined economic activity status are not presented.

Graph 6. Population outside of the labour force by reason for not seeking work, and by municipalities, in %



Graph 7. Population outside of labour force by sex and municipalities, in %



\*corrected data

## METHODOLOGICAL NOTES

In accordance with the Law on the Census of Population, Households and Dwellings, the census included the following persons:

- Montenegrin citizens who have permanent or permanent residence in Montenegro, regardless of whether they are present at their place of residence or temporarily reside in another place in Montenegro or in another country;
- Foreigners who have been granted permanent or temporary residence in Montenegro, as well as foreigners who have their usual place of residence in Montenegro.

The Census of Population, Households and Dwellings was conducted in the period from 3 to 30 December 2023 in accordance with the Methodology for the Preparation, Organization and Implementation of the Census. The methodology of the 2023 census is in line with international standards that establish common rules in the collection of population data, the most important of which are:

- Recommendations of the Conference of European Statisticians for the 2020 Population and Housing Censuses, prepared by the United Nations Economic Commission for Europe;
- Framework Regulation 763/2008 of the European Parliament and of the Council of the European Union on population and housing censuses, as well as other implementing regulations, with respect to the European Statistics Code of Practice.

The census was conducted as of 31 October 2023 at 24 hours, which is considered the reference moment of the census.

The census was conducted in the traditional way, using the method of interviews, using paper questionnaires, on a door-to-door basis.

### Population by economic activity status

The Census of Population, Households, and Dwellings 2011 collected the data related to economic activity status of persons, i.e. activity carried out by a person in period from 25 to 31 October 2023. The response was collected by persons aged 15 years and over, and on the basis of statement.

The employed person in the census is any person in a week preceding the census (from 25 to 31 October 2023) who:

- Performed any kind of regular or usual work for wage/profit (in cash, goods or services) at least one hour or any kind of unpaid work (in enterprise, professional practice or agricultural farm in possession of any member of his/her family), or
- Did not work (due to illness, annual leave or state holidays, education, training, maternity/paternity leave, reduced production and other temporary inability to work) but had a job or business from which he/she was absent during the reference week and to which he/she will return.

The term unemployed in the census refers to persons who were without work during the reference week, but were actively seeking for work within four weeks ending with the reference week and were available for work during the two following weeks.

**Active population (labour force)** is any employed or unemployed person aged 15 years and over.

**Population outside of labour force** are all persons aged 15 years and over, who are neither employed nor unemployed.

**Activity rate** represents the percentage of active population in the total population aged 15 years and over.

**Employment rate** represents the percentage of persons in employment in the total population aged 15 years and over.

**Unemployment rate** represents the percentage of unemployed persons in the total active population (labour force).

The common term "Municipality" is used in this statement for 25 local self-government units, namely the Capital City of Podgorica, the Capital of Cetinje and the remaining 23 local self-government units that have the status of a municipality.

Pursuant to the Law on Official Statistics and the System of Official Statistics, Article 54-61 (Official Gazette of Montenegro No 018/12 of 30 March 2012, 047/19 of 12 August 2019, 023/25 of 11 March 2025) and the internal rule of the Statistical Office, data with a frequency of occurrence less than 10 are protected (primary protection) and are marked with a "z" mark. In addition, other data are also marked with the same label in order to prevent indirect recognition of census units (secondary protection).

### Symbols:

"-" No occurrence

"z" Protected information

When using the data, state: "Data source: Statistical Office - MONSTAT"

*More data, as well as detailed methodological notes, can be found in the section: [2023 Population Census](#)*