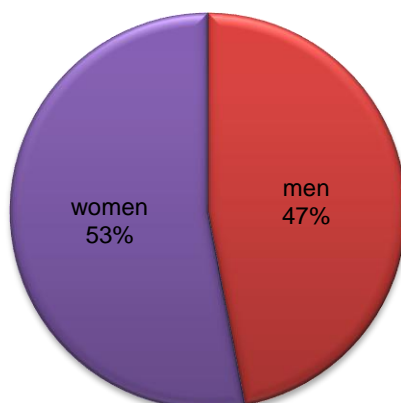


Internal migration in Montenegro in 2019

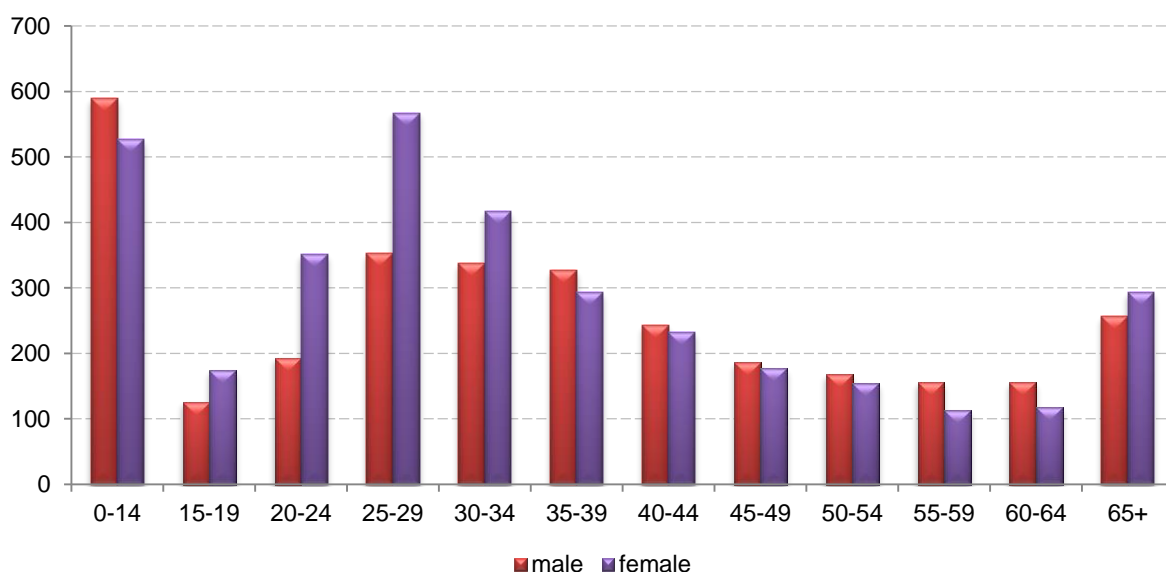
The purpose of internal migration statistics is providing data needed for analysis of spatial movement of population. These data are used in statistics for calculation estimated number of population, as well as for net migration which indicates change of population number by municipalities in Montenegro. Net migration of internal migration is zero which means that there is no change in total number of population in Montenegro when person changes place of residence within Montenegrin borders.

Graph 1. Internal migration in Montenegro by sex



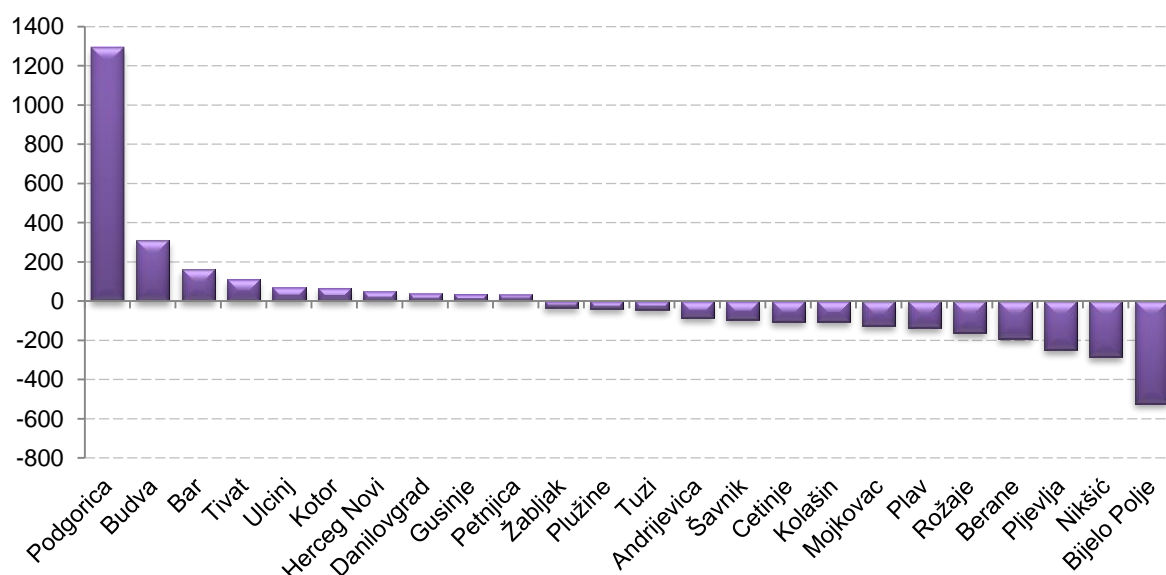
- Total number of population who moved within Montenegrin borders in 2019 is 6 504 inhabitants;
- Majority of that population are women with 53% or 3 415 while men are 47% from total number, i.e. 3 089 inhabitants.

Graph 2. Internal migrations by age and sex



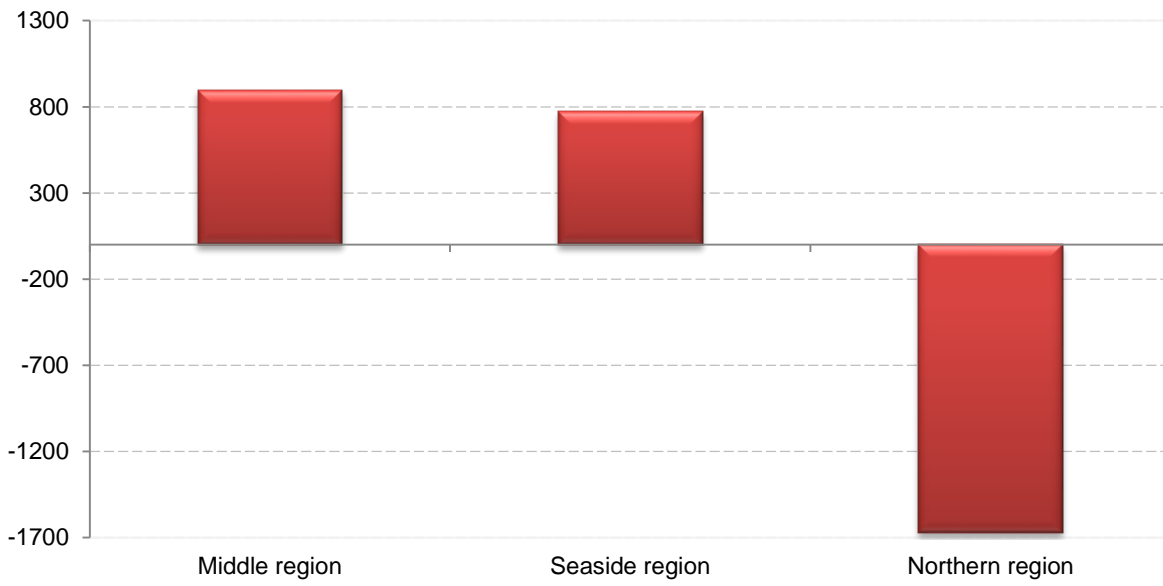
- Women aged from 15 to 34 and 65 and more are moved more than men same age group. The highest difference related to men is in age group 25 to 29 and it is 215;
- In all other age groups, more men than women change their place of residence. The highest difference related to women is in age group 0 to 14 and it is 62.

Graph 3. Net migrations by municipalities



- In 2019 positive net migration was recorded in 10 municipalities;
- Difference between inhabitants who moved in and moved out is highest in Podgorica and it is 1293;
- The highest negative net was recorded in Bijelo Polje and it is 521 persons.

Graph 4. Net migrations by regions



- In north region of Montenegro is recorded net negative migration and it is 1 670 persons;
- Positive net migration is recorded in other two Montenegrin regions, and it is higher in central region and it is 898 persons, while in seaside part it is 772 persons.

METHODOLOGICAL NOTES

Sources and methods of data collection

Internal migrations are related to moving of population within borders of Montenegro. Data on internal migration are submitted from Register of residence in the competence of Ministry of Internal Affairs. Collected data are based on the agreement between Statistical Office of Montenegro and Ministry of Internal Affairs.

Coverage

Observation units are individual migration events (immigrations and emigrations) within Montenegrin borders.

Definitions

Migration or moving of population is spatial movement of population from previous place of residence to other place.

Migrant is person who changed place of residence within borders of Montenegro.

Moved in person is person who registered place of residence in certain place in Montenegro and her/his previous place of residence was in some other place in Montenegro.

Move out person is person who cancelled residence from certain place in Montenegro with the intention to register it in some other place in Montenegro.

Migration population balance (net migration) is difference between number of immigrated and number of emigrated persons from certain areas or certain countries in some period of time. If number of immigrated is higher than number of emigrated persons we talk about positive migration balance, actually increase of number of population, and if there is more persons who moved out than immigrated, here it is about negative migration balance, i.e. decrease of number of population of given area or state.

Seaside region are municipalities: Bar, Budva, Herceg Novi, Kotor, Tivat and Ulcinj.

Middle region are: capital Podgorica, old capital Cetinje and municipalities Danilovgrad, Niksic and Tuzi.

Northern region are municipalities: Andrijevica, Berane, Bijelo Polje, Gusinje, Kolasin, Mojkovac, Petnjica, Plav, Pljevlja, Pluzine, Rozaje, Savnik and Zabljak.

Published by the Statistical Office of Montenegro (MONSTAT)
81000 Podgorica, IV Proleterske 2, Phone: (+382) 20 230-811. Fax: (+382) 20 230-814

The release prepared by:

Zdenka BRAJOVIC

contact@monstat.org
