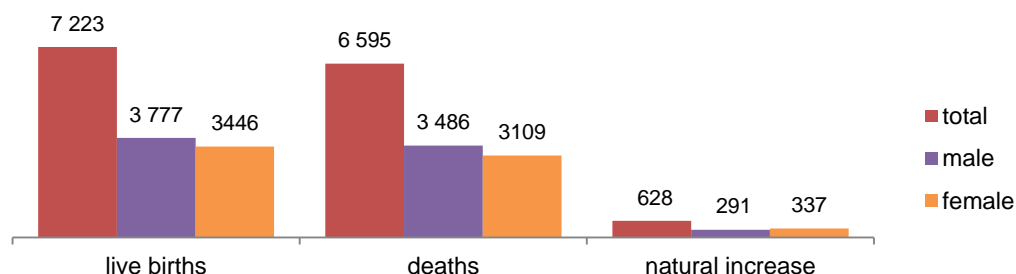


Vital statistics in Montenegro 2019

Statistics of birth and statistics of death

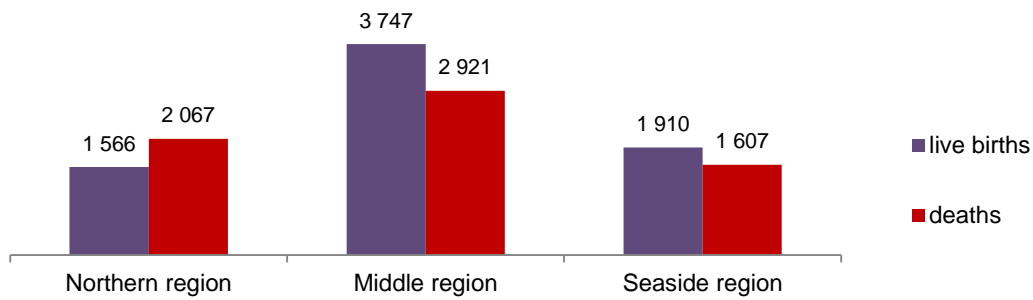
The purpose of statistics on births and deaths is to collect the data necessary for the analysis of natural changes population in Montenegro and municipalities, births, fertility, mortality and other indicators. The aim of birth and death statistics is to describe natural population changes through the number of live births and deaths.

Graph 1. Vital statistics in Montenegro, 2019



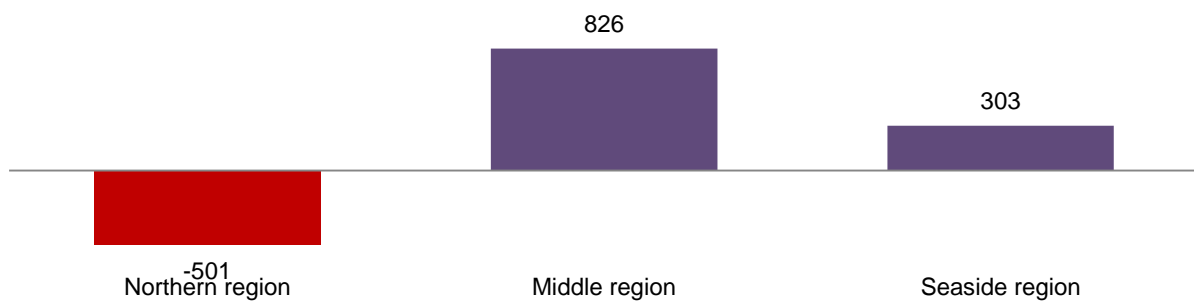
- In 2019 natural increase in Montenegro is positive and it is 628;
- In Montenegro in 2019 there were born 7 223 live births children, 3 777 or 52,3% are boys, and 3 446 or 47,7% are girls;
- In the same year there were dead 6 595 persons. From that number 3 486 are men, and 3 109 women.

Graph 2. Live births and deaths by regions, 2019



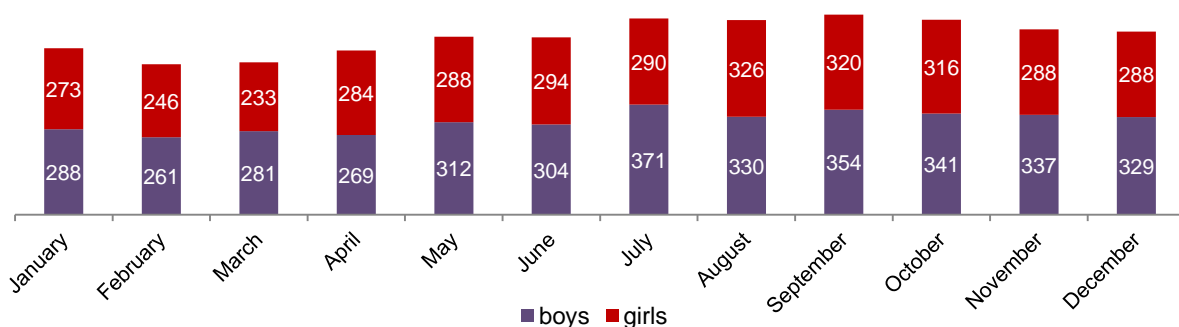
- Observed by region, the highest number of live births (3 747) and deaths (2 921) was in Middle region.

Graph 3. Natural increases by regions, 2019



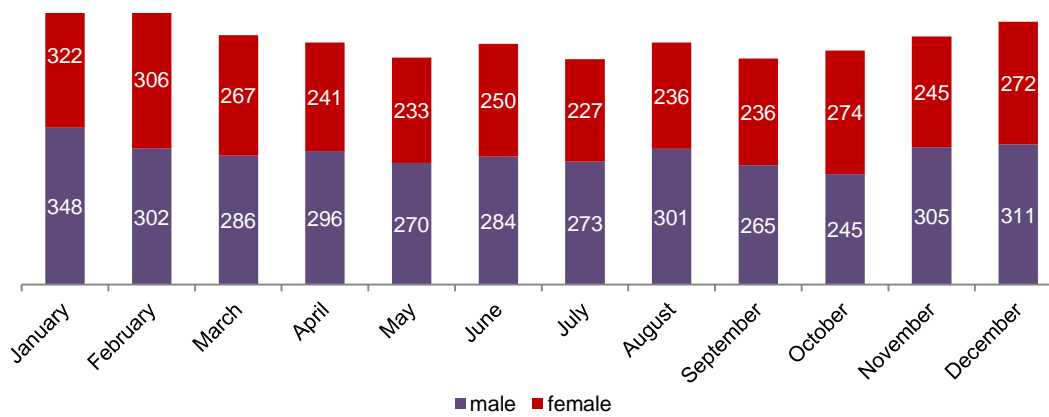
- In Middle and Seaside regions natural increase is positive, and it was 826 in Middle and 303 in Seaside, while in Northern region is negative and it was -501.

Graph 4. Live births by sex and month of birth, 2019



- The lowest number of live births is in February 507, from that 261 were boys and 246 girls;
- Monthly record for 2019 by number of live births is September, 674 live births children.

Graph 5. Deaths by sex and month of death, 2019



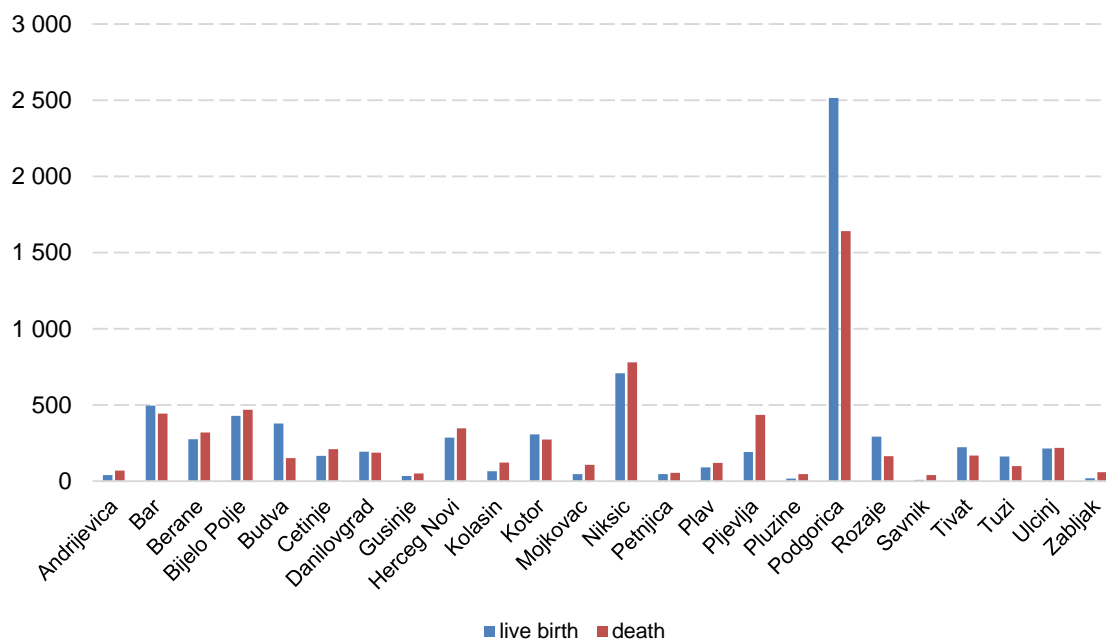
- The lowest number of deaths is in September 501, and the highest in January 670.

Graph 6. Natural increases by months, 2019



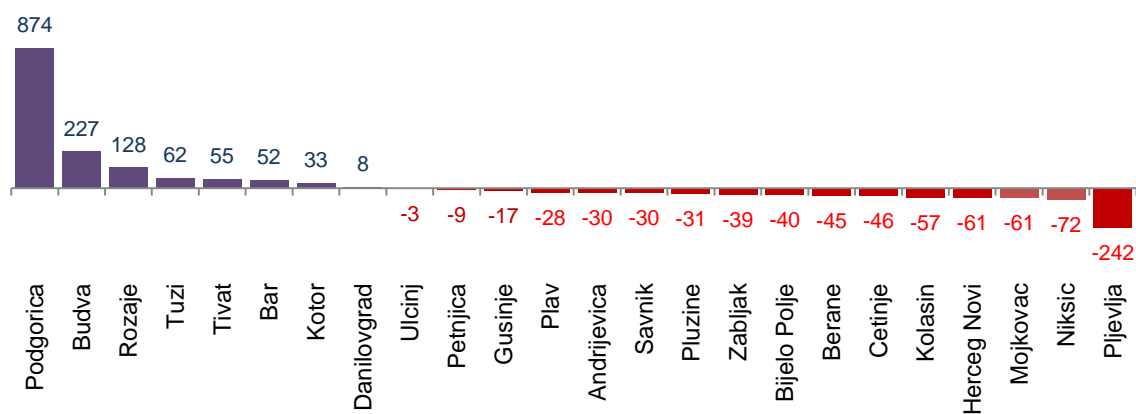
- The highest natural increase was in September and it was 173;
- The highest negative natural increase was in January and it was -109.

Graph 7. Live births and deaths by municipalities, 2019



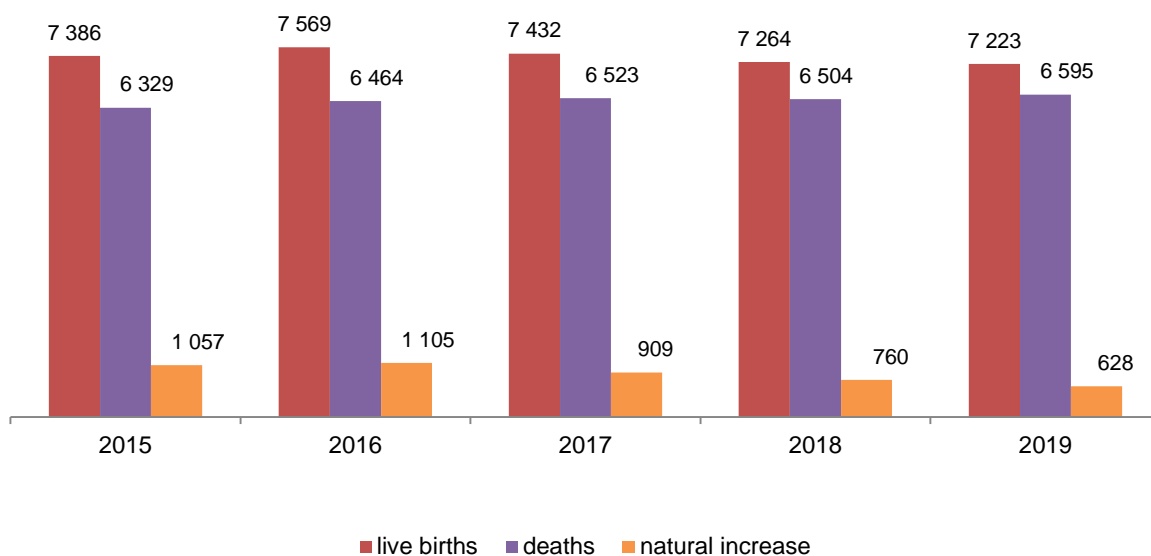
- The highest number of live birth children was recorded in Podgorica 2 516, that makes more than third (34, 8%) of live births in Montenegro;
- The lowest number of children was born in Savnik 10;
- Dead persons were most in Podgorica 1 642, which is quarter (24,9%) of total number of dead in Montenegro;

Graph 8. Natural increase by municipalities, 2019



- Natural increase is positive in 8, and negative in 16 municipalities;
- The highest natural increase is in Podgorica 874, Budva 227 and Rozaje 128;
- Pijevlja has highest negative natural increase (- 242).

Graph 9. Natural movement of population in Montenegro for the last five years



In the period 2015-2019:

- The highest annual number of live birth children was in 2016 and it was 7 569;
- The lowest number of live birth children was in 2019 and it was 7 223;
- The highest number of dead persons, 6 595 was in 2019;
- The lowest number of dead persons, 6 329 was in 2015;
- The highest natural increase was recorded in 2016 and it was 1 105;
- The lowest natural increase was recorded in 2019 and it was 628.

METHODOLOGICAL NOTES

Producer of Statistics of birth is Statistical Office. The data source is administrative source –Register of Birth, managed by Ministry of Interior. Statistics of birth covers all live birth cases registered in Register of Birth, whose mothers have permanent or temporary residence in Montenegro.

Producer of Statistics of deaths is Statistical Office. The data source is administrative source - Register of Death, led by Ministry of Internal Affairs. Statistics of death covers all deaths cases registered in Register of Death, who have permanent or temporary residence in Montenegro.

Live births child is child who after birth, even if for short time shows signs of life (breathing, actually heart beating).

Dead is person where in any time after the birth all life signs stopped.

Natural increase is difference in number of live births and dead in certain period. Natural increase may be positive (number of live births is higher than number of deaths), negative (number of live births is less than number of deaths) or zero (number of live births equals to number of death).

Seaside region are municipalities: Bar, Budva, Herceg Novi, Kotor, Tivat and Ulcinj.

Middle region are: capital Podgorica, old capital Cetinje and municipalities Danilovgrad, Niksic and Tuzi.

Northern region are municipalities: Andrijevica, Berane, Bijelo Polje, Gusinje, Kolasin, Mojkovac, Petnjica, Plav, Pljevlja, Pluzine, Rozaje, Savnik and Zabljak.

Published by the Statistical Office of Montenegro (MONSTAT)
81000 Podgorica, IV Proleterske 2, Phone: (+382) 20 230-811. Fax: (+382) 20 230-814

The release prepared by:

Irena VARAGIC

contact@monstat.org
