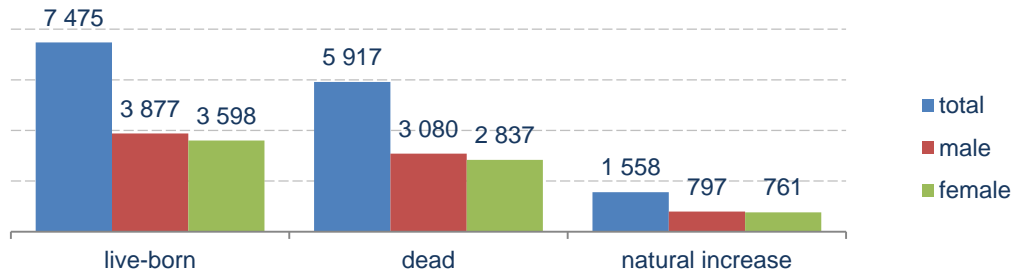


Vital statistics in Montenegro, 2013

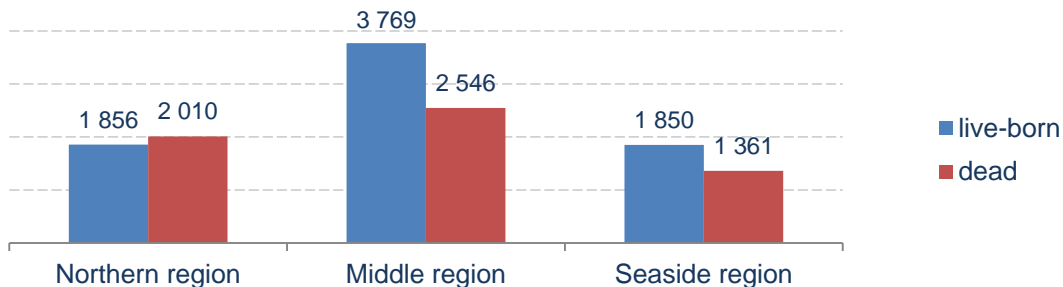
Statistics of birth and death

Graph 1 Vital event in Montenegro in 2013



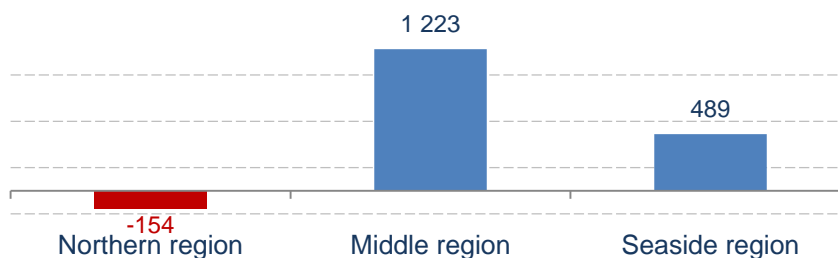
- In Montenegro in 2013 there were born 7 475 live-born children. 3 877 or 52% are boys and 3 598 or 48% are girls;
- In the same year there were dead 5 917 persons. From that number 3 080 were men, and 2 837 women;
- In 2013 natural increase in Montenegro is positive and it is 1 558.

Graph 2 Live-born and dead by regions, 2013



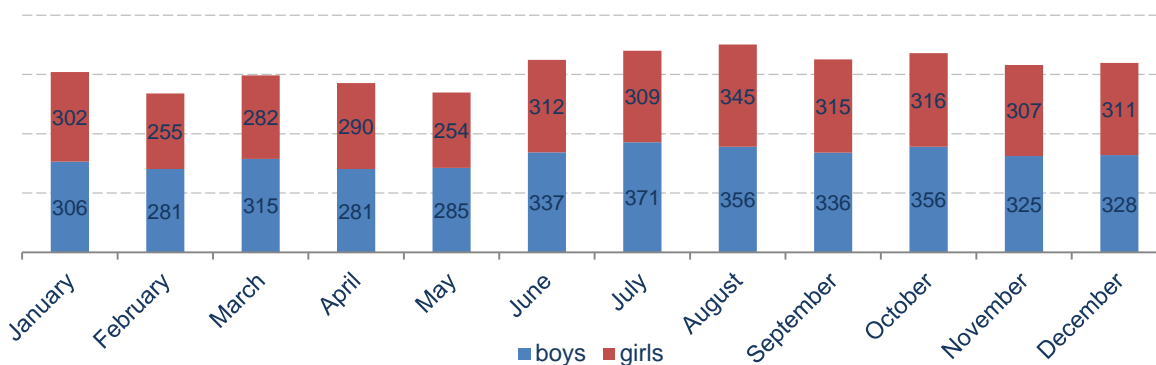
- In Middle region of Montenegro during 2013, 3 769 children was live-born. More than half of live-born in Montenegro is in Middle region;
- In Northern region there died 2 010 persons, which is 34% from total number of deaths in Montenegro.

Graph 3 Natural increases by regions, 2013



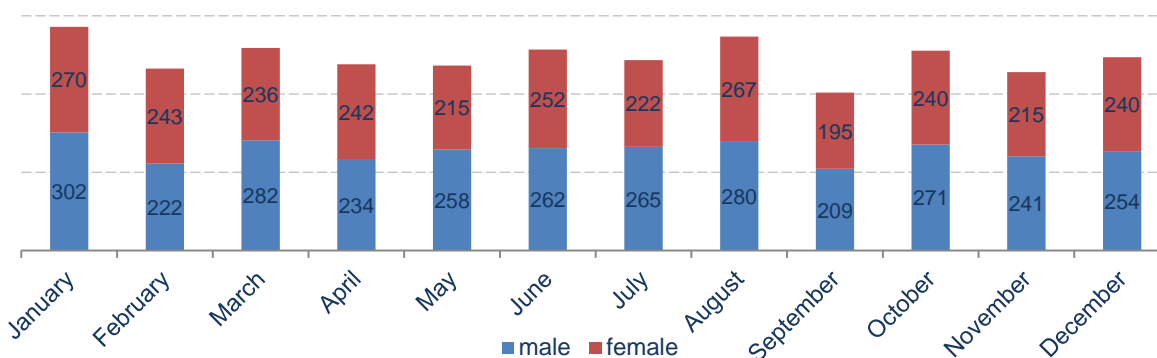
- In Middle and Seaside regions natural increase is positive, while in Northern region is negative.

Graph 4 Live-born by sex and month of birth , 2013



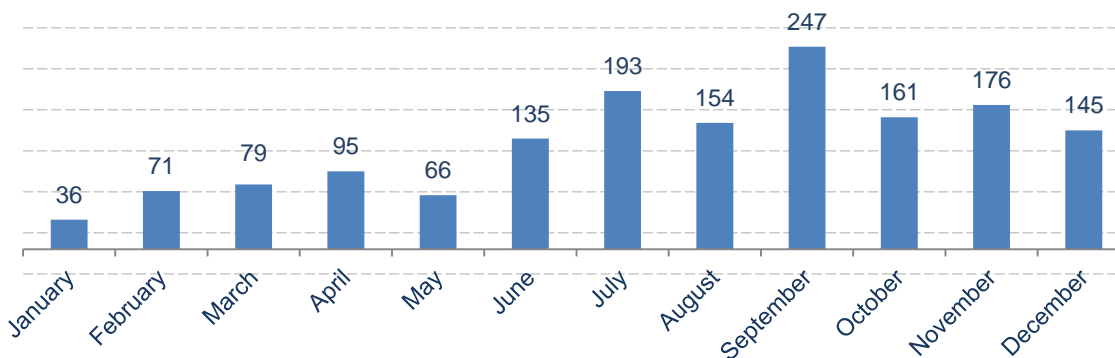
- The lowest number of live-born is in February - 536, from that 281 were boys and 255 girls;
- 701 live-born children in August is monthly record for 2013;

Graph 5 Deaths by sex and month of death, 2013



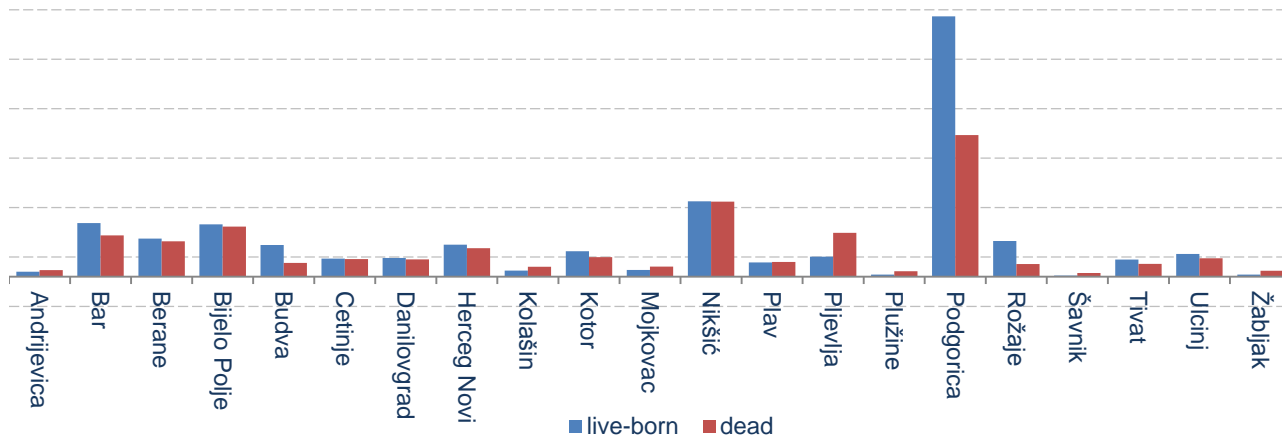
- The lowest number of deaths person is in September - 404, and the highest in January - 572;

Graph 6 Natural increases by months and sex, 2013



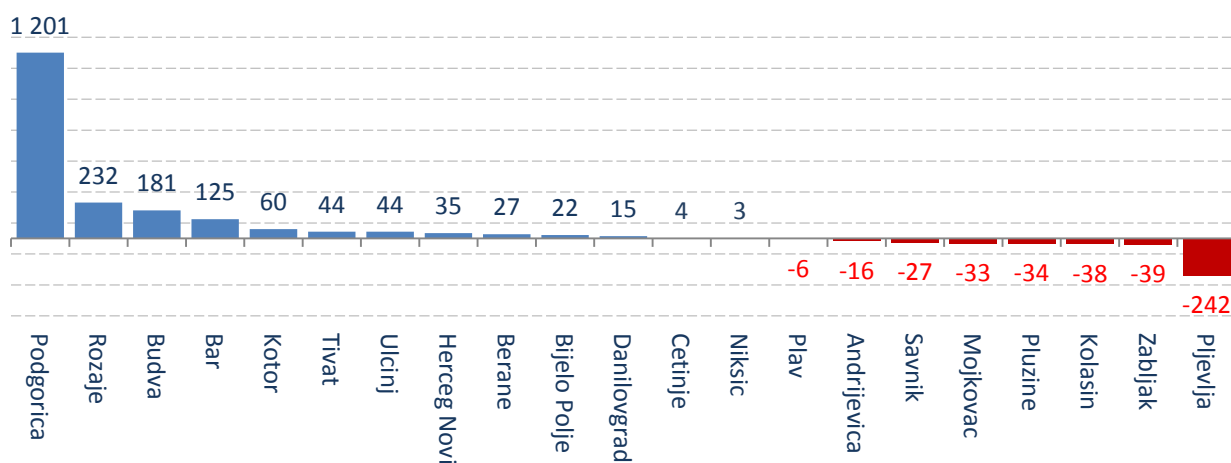
- The highest natural increase was in September and it was 247, and the lowest in January – 36.

Graph 7 Live-born and dead by municipalities, 2013



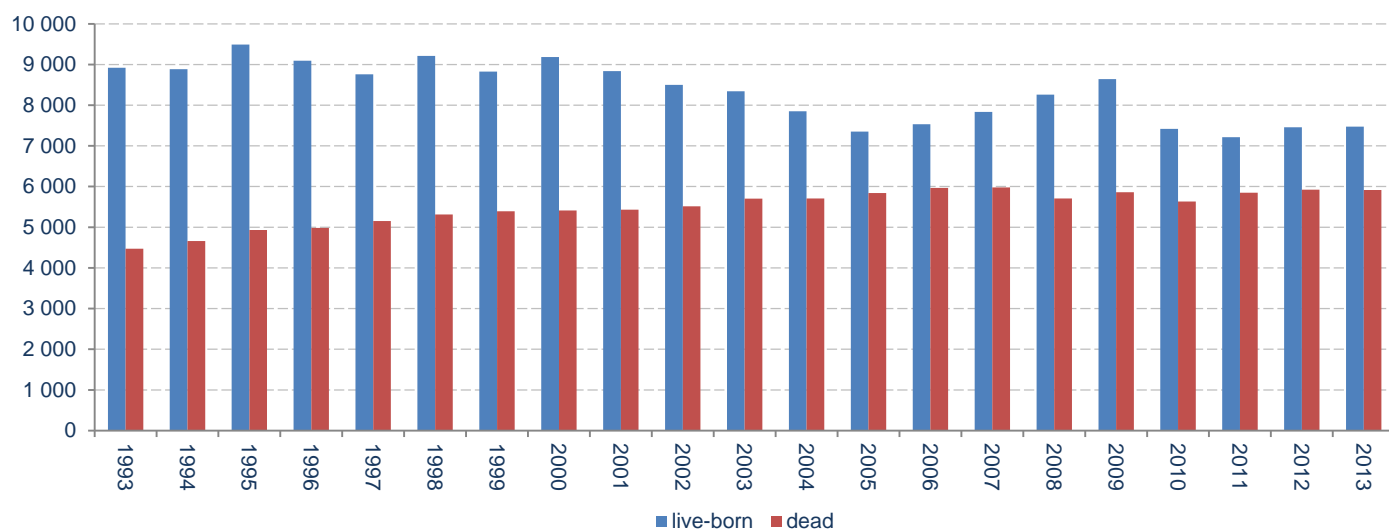
- The highest number of live-born children was recorded in Podgorica - 2 634, that makes more than third (35 %) of live-born in Montenegro;
- The lowest number of children was born in Savnik 11; in that municipality in 2013 was dead 38 persons;
- Dead persons were most in Podgorica 1 433, which is almost quarter (24%) of total number of dead in Montenegro;

Graph 8 Natural increase by municipalities, 2013



- In 13 municipalities is positive and in 8 negative natural increase;
- The highest natural increase is in Podgorica, 1 201, Rožaje 232, Budva 181 and Bar 125;
- Although they belong to Northern region where negative natural increase in municipalities Rožaje, Berane and Bijelo Polje, natural increase is positive;
- Pljevlja has highest negative natural increase (- 242);
- from Seaside region there is no municipality with natural decrease;

Graph 9 Natural movement of population in Montenegro in the period 1993-2013



- In the period 1993-2013 record annual number 9 492 of live-born children was in 1995;
- 2011 is year in which was born the lowest number of live-born children, 7 215;
- In 1993 there were dead the lowest number of persons in Montenegro, 4 471;
- In 2007, 5 979 persons died , which is maximum in the observed period;
- The highest natural increase was recorded in 1995 and it was 4 561;
- In 2011, natural increase of 1 368, was the lowest in the period.

METHODOLOGICAL NOTES

Producer of **Statistics of birth** is Statistical Office. The data source is administrative source –Register of Birth. The owner of data source is Ministry of Internal Affairs. Statistics of birth covers all live birth cases registered in Register of Birth, whose mother have permanent or temporary residence in Montenegro.

Producer of **Statistics of deaths** is Statistical Office. The data source is administrative source - Register of Death. The owner of data source is Ministry of Internal Affairs. Statistics of death covers all deaths cases registered in Register of Death, who have permanent or temporary residence in Montenegro.

Live-born child is child who after birth, even if for short time shows signs of life (breathing, actually heart beating).

Dead is person where in any time after the birth all life signs stopped.

Natural increase is difference in number of life-born and dead in certain period. Natural increase may be positive (number of life-born is higher than number of deaths), negative (number of live-born is less than number of deaths) or zero (number of live-born equals to number of death).

Seaside region are municipalities: Bar, Budva, Herceg Novi, Kotor, Tivat and Ulcinj.

Middle region are: capital Podgorica, old capital Cetinje and municipalities Danilovgrad and Niksic.

Northern region are municipalities: Andrijevica, Berane, Bijelo Polje, Kolasin, Mojkovac, Plav, Pljevlja, Pluzine, Rozaje, Savnik and Zabljak

Published by: Statistical Office of Montenegro (MONSTAT)

Podgorica, IV Proleterske2

Phone (+382) 20 230-811, fax (+382) 20 230-814

Release prepared by:

Biljana SEKULOVIC

e-mail: contact@monstat.org