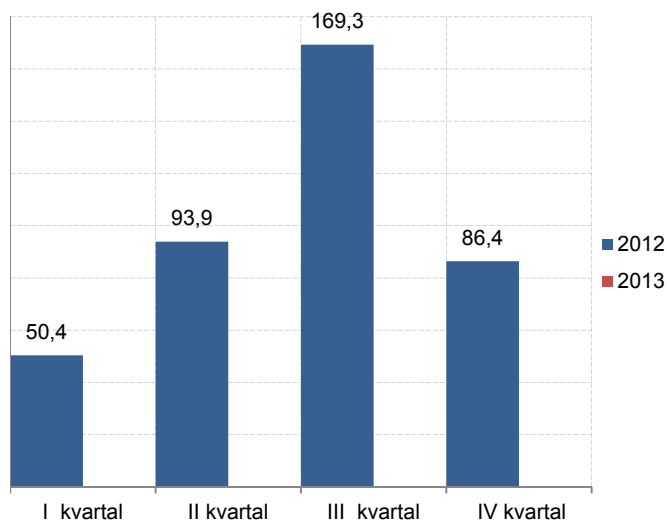


SAOBRAĆAJ, SKLADIŠTENJE I VEZE
TRANSPORT, STORAGE AND COMMUNICATIONS

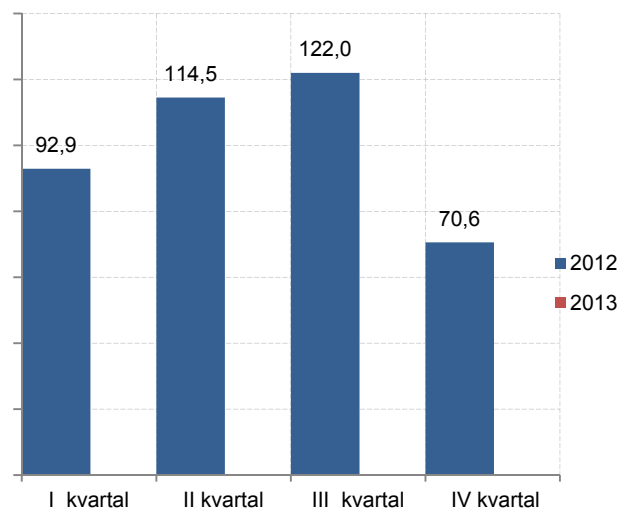
Željeznički saobraćaj / Railway transport

Ø 2012 = 100

Putnički / Passengers



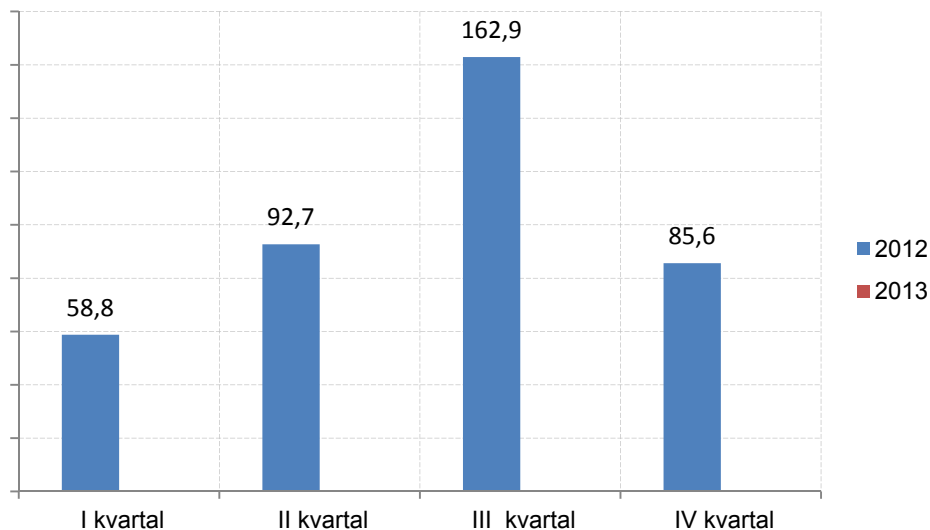
Robni / Goods



	ŽELJEZNIČKI SAOBRAĆAJ / RAILWAY TRANSPORT					
	Putnički / Passenger			Robni / Goods		
	indeks Index	putnici u 000 Passengers, thousands	putnički km u 000 Passenger kilometres in thousands	Indeks Index	prevoz robe u 000 t Goods in thousands tonnes	tonski km u 000 Tonne-kilometres in thousands
2008	200,4	1031	125 000	250,7	1 740	183 854
2009	159,0	852	99 200	137,1	854	100 546
2010	145,3	755	90 660	205,5	1 213	150 699
2011	104,4	692	65 100	184,8	1 050	135 522
2012	100,0	781	62 377	100,0	683	73 337
2012						
I kvartal/ quarter	50,4	134	7 861	92,9	154	17 033
II kvarta/quarter	93,9	185	14 642	114,5	185	20 991
III kvarta/ quarter	169,3	292	26 399	122,0	198	22 362
IV kvarta/ quarter	86,4	170	13 475	70,6	146	12 951

SAOBRAĆAJ, SKLADIŠTENJE I VEZE
TRANSPORT, STORAGE AND COMMUNICATIONS

Drumski saobraćaj - Putnički / Road transport - passengers



Ø 2012 = 100

	DRUMSKI SAOBRAĆAJ / ROAD TRANSPORT							
	PUTNIČKI / PASSENGERS				ROBNI / GOODS			
	indeks <i>Index</i>	putnici u 000 <i>Passengers, thous.</i>	putnički km u 000 <i>Passenger kilometres in thous.</i>	autobuski km u 000 <i>Buskilometres in thous</i>	indeks <i>Index</i>	roba u 000 tona <i>Goods in thousands tonnes</i>	tonski km u 000 <i>Tonne- kilometres in thous.</i>	kamionski km u 000 <i>Truck kilometres in thous.</i>
2008	110,9	5 503	123 421	18 068	179,3	2 468	137 058	14 857
2009	91,6	5 536	101 928	16 272	234,6	1 724	179 288	11 667
2010	72,6	6 209	80 833	20 517	217,9	1 839	166 564	12 411
2011	72,0	6 240	80 166	18 700	134,0	1 247	102 465	12 108
2012	100,0	5 726	111 242	19 086	100,0	398	76 450	12 014
2012								
I kvartal/ <i>quarter</i>	58,8	1 075	16 347	3 809	76,5	109	14 622	2 545
II kvartal/ <i>quarter</i>	92,7	1 342	25 787	4 741	83,1	120	15 887	3 558
III kvarta/ <i>quarter</i>	162,9	1 888	45 300	5 778	116,7	101	22 296	3 112
IV kvarta/ <i>quarter</i>	85,6	1 421	23 808	4 758	123,7	68	23 645	2 799

SAOBRAĆAJ, SKLADIŠTENJE I VEZE
STORAGE AND COMMUNICATIONS

Ø 2012 = 100

PROMET NA AERODROMIMA/ TRAFFIC AT AIRPORTS

	PUTNIČKI / PASSENGERS		ROBNI / GOODS
	indeks <i>Index</i>	prevoz putnika <i>Transport of passengers</i>	prevoz robe u tonama <i>Transport of goods in tonnes</i>
2008	81,7	1 109 095	1 490
2009	70,5	956 405	1 478
2010	88,8	1 205 536	2 159
2011	92,7	1 258 835	1 074
2012	100,0	1 357 516	766
2012			
II	32,0	36 163	57
III	48,9	55 287	59
IV	64,8	73 352	58
V	87,6	99 073	64
VI	164,6	186 165	75
VII	211,1	238 739	78
VIII	214,0	242 060	70
IX	167,2	189 146	70
X	71,9	81 314	66
XI	49,5	55 980	59
XII	44,0	49 734	60
2013			
I	43,1	48 802	48
II	80,0	40 382	50
II 2013/II 2012	102,9	102,9	91,6

GRADSKI SAOBRAĆAJ/ LOCAL TRANSPORT

Kvartali/ <i>Quarters</i>	indeks <i>Index</i>	prevezeno putnika u 000 <i>Passengers in thousands</i>
2010	92,8	590
2011	114,5	728
2012	100,0	637
2012		
I kvartal/ <i>quarter</i>	90,4	144
II kvartal/ <i>quarter</i>	104,2	166
III kvarta/ <i>quarter</i>	84,1	134
IV kvarta/ <i>quarter</i>	121,2	193

SAOBRAĆAJ, SKLADIŠTENJE I VEZE / TRANSPORT, STORAGE AND COMMUNICATIONS
POMORSKI SAOBRAĆAJ / MARINE TRANSPORT

	Prevoz robe / Transport of goods			Promet u lukama (u tonama) / Turnover in harbours (tonnes)				
	Indeks Index	u 000 t In thous, tonnes	tonske milje u hilj. Tonne milles in thousands	Indeks Index	ukupno Total	unutrašnji promet Internal turnover	izvoz ¹⁾ Export	uvoz ²⁾ Import
2008	208,3	595	352	158,7	1 949 409	8 350	683 990	1 219 948
2009	189,4	541	273	120,6	1 481 069	-	613 696	829 491
2010	154,4	441	239	143,2	1 758 692	-	835 499	798 668
2011	98,0	280	197	142,5	1 749 982	-	758 193	960 360
2012	100,0	109	201	100,0	1 227 877	-	416 978	800 187
2012								
I kvartal/ quarter	42,9	55 132	21 622	142,6	437 784		134 952	299 184
II kvartal/quarter	69,4	24 939	34 936	99,7	306 139		124 536	177 404
III kvarta/ quarter	220,8	14 877	111 181	78,0	239 452		85 039	154 413
IV kvarta/ quarter	66,8	13 694	33 633	79,7	244 502		72 451	169 186

¹⁾Tranzit utovar prikazan kod izvoza ²⁾Tranzit istovar prikazan kod uvoza ¹⁾ Transit loading presented in export, ²⁾ Transit loading presented in import

P T T SAOBRAĆAJ / POSTAL, TELEGRAPH AND TELEPHONE (PTT) COMMUNICATIONS

	Poštanske usluge / Postal services				Telefonske usluge / Telephone services	
	pisma u 000 komada Letters in thousands pcs,	paketi u 000 komada Packages in thousands pcs,	Preporučene pošiljke u 000 komada Registered mail in thousands pcs,	Tiskovine i ostalo, u 000 komada Other printed papers in thousands pcs,	fiksna telefonija Fixed telephony	mobilna telefonija Mobile telephony
					minuti u 000 Minutes in thous,	minuti u 000 Minutes in thous,
2008	20 521	25	4 227	930	650 567	1 027 704
2009	21 564	25	4 106	681	513 213	1 166 274
2010	20 763	25	4 171	642	380 585	1 262 626
2011	20 488	29	4 273	594	423 869	1 803 764
2012	25 879	37	4 448	497	408 638	1 972 182
2012						
I kvartal/ quarter	6 091	6	1 057	128	104 564	458 522
II kvartal/quarter	6 500	9	1 048	117	102 382	498 093
III kvarta/ quarter	6 522	9	1 044	105	103 852	537 800
IV kvarta/ quarter	6 766	13	1 299	147	97 840	477 767